

# WORKERS' COMPENSATION COVID CLAIMS: 2020

Jennifer Wolf  
Executive Director, IAIABC

# Discussion Project on COVID-19 Claims



- IAIABC Claims Measures seeks to provide a broad overview of workers' compensation claims metrics across jurisdictions.
- Informal/sharing collecting of COVID claims information among IAIABC jurisdictional members.
- How can injury reporting data be used to answer questions about COVID claims.

## 2020 Snapshot: COVID WC Claims



The infographic features three dark gray circles with green outlines, each containing a white number. Below each circle is a text label. The background is white with green geometric shapes on the right and bottom left.

**258,873**

**COVID-19 WC Claims  
Filed in 2020**  
(20 U.S. States)

**67.7%**

**California, Florida,  
and Texas**

**35.4%**

**Median Denial Rate**  
(15 U.S. States)

# State Dashboards & Reports: California

## COVID-19 & Non-COVID Interactive App

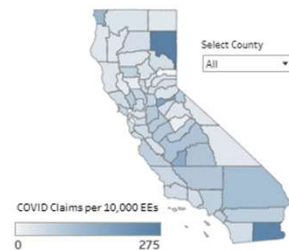
Print

Research > COVID-19 & Non-COVID Interactive App

Statewide Summary      Claims with injuries through Feb 2021: 135,566      Claims reported through 3/08/21: 135,591      Deaths reported through 3/08/21: 751

### COVID Claims Per 10K Employees Insured and Self-Insured

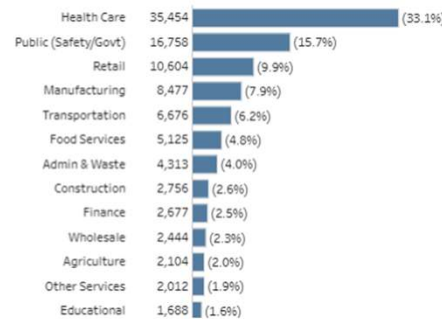
Select County on map or drop-down menu to filter exhibits



Note: The Insured/Self-Insured Filter does not apply to this map.

### COVID Claims by Industry

Counts & Proportions Exclude Unknown Values



Select Month Range

From: Jan 2020

Through: Dec 2020

Select Dimension

☒ Industry

☐ Insured/Self-Insured

☐ Age Group

☐ Gender

☐ Region

☐ Denial Status

☐ Body Part Group

☐ Body Part

Insured/Self-Insured

(All)

Include Denials

Yes

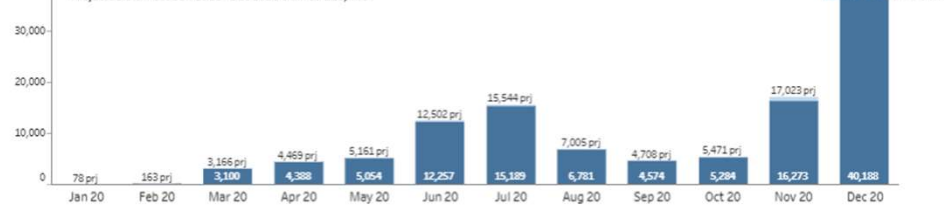
Data Source: DWIC - WCIS

Run Date: 3/08/21

### COVID Claims by Month of Injury

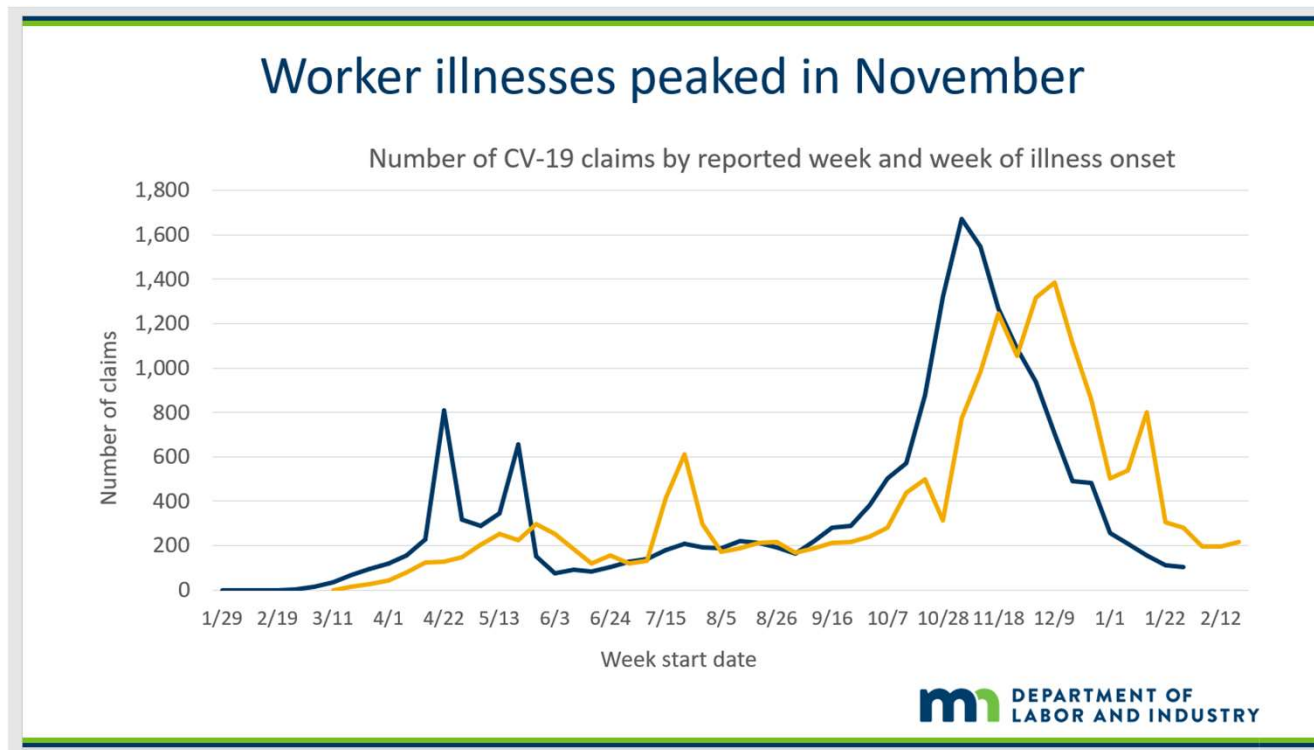
Reported Jan 2020 - Dec 2020 claims: 113,326

Projected Ultimate Jan 2020 - Dec 2020 claims: 118,448



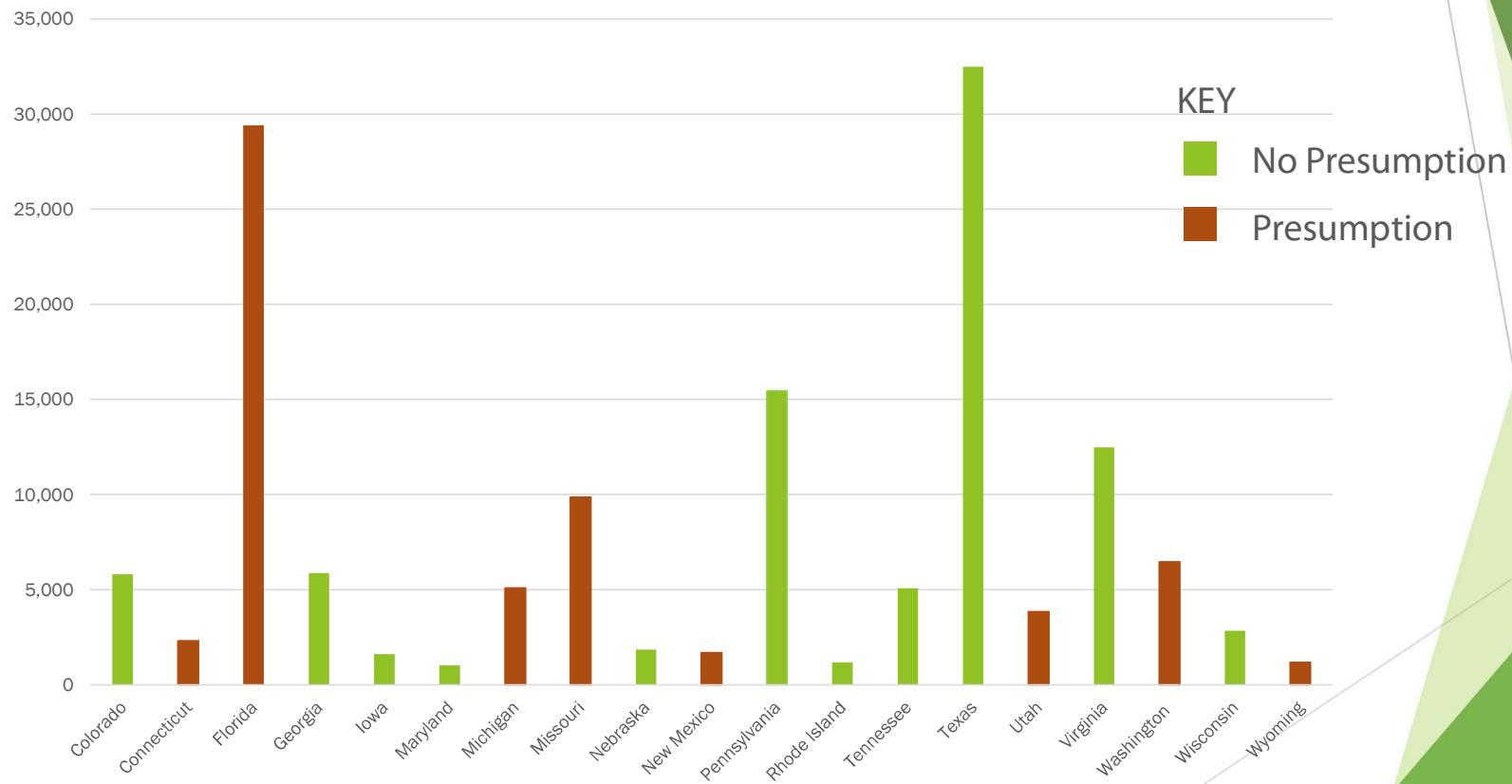
See: <https://www.cwci.org/CV19claims.html>

# State Dashboards & Reports: Minnesota

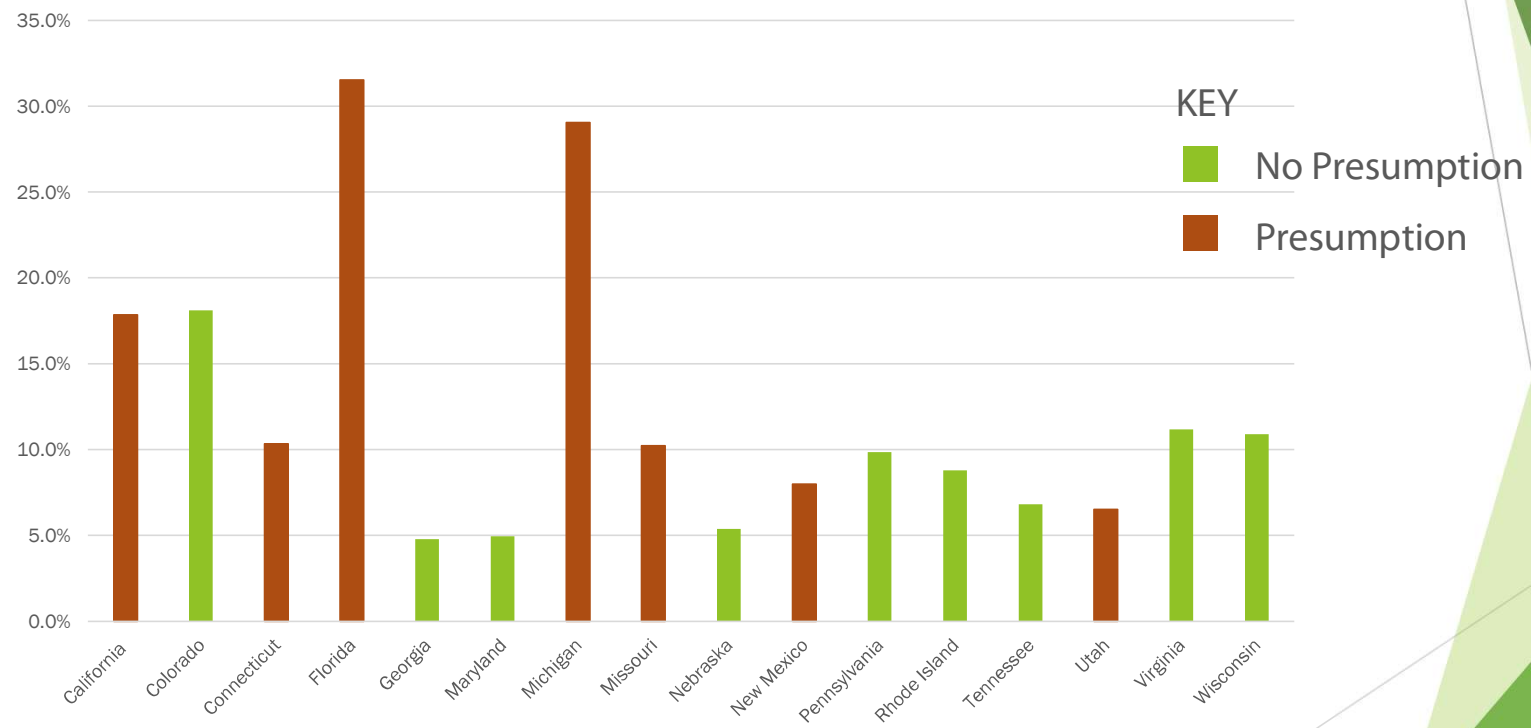


See: <https://www.dli.mn.gov/updates>

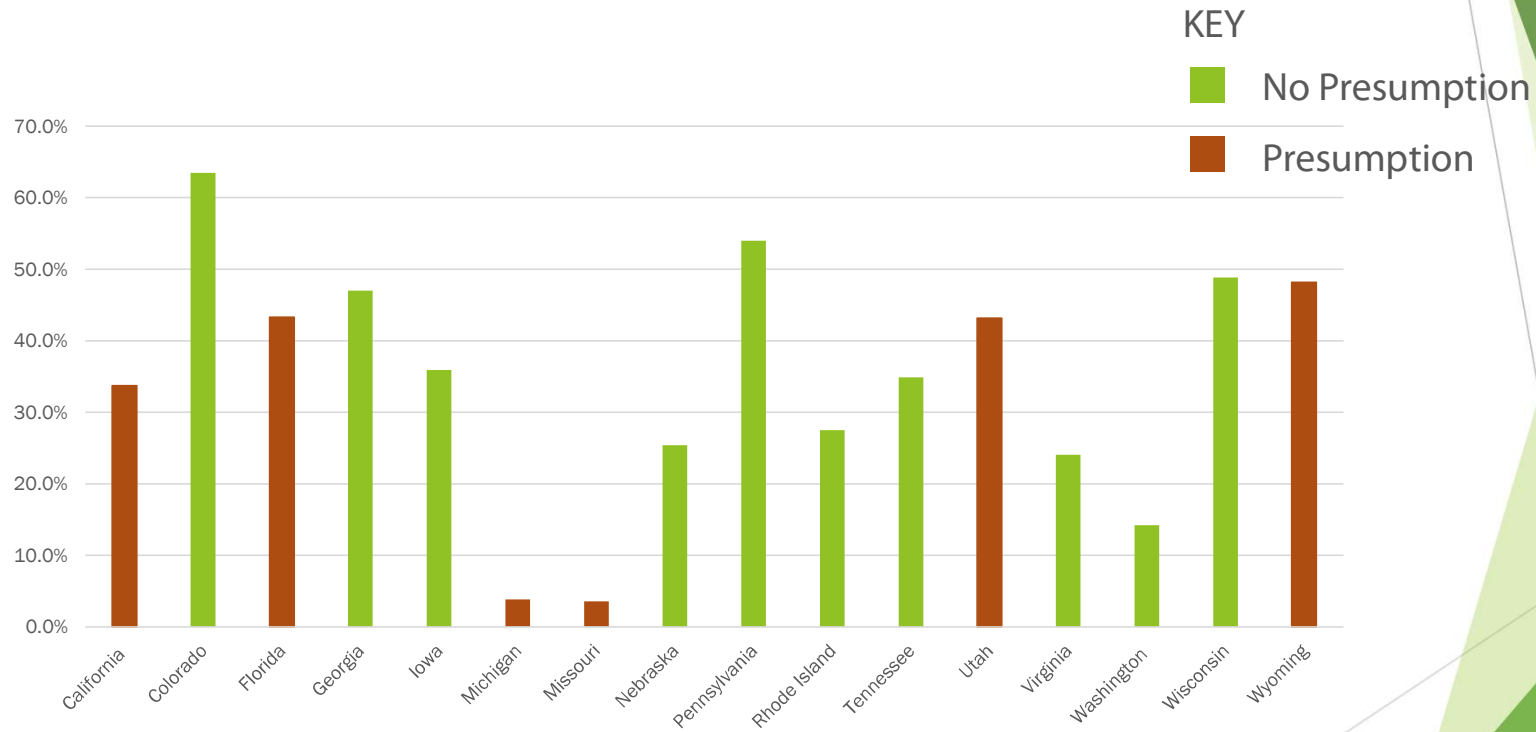
# COVID WC Claims: CY 2020



# % COVID WC Claims to Total WC Claims (CY 2020)



# % COVID Claims Denied (CY 2020)





# Claim Demographics



Medical



Temporary  
Benefits



Permanent  
Benefits

# JENNIFER WOLF

Executive Director, IAABC

E: [jwolf@iaiaabc.org](mailto:jwolf@iaiaabc.org)

P: +1 608.410.2216

[www.iaiaabc.org](http://www.iaiaabc.org)

