

Designation Candidate (Phase: Application)



My Credentials: Left Panel: **Phase** and progress

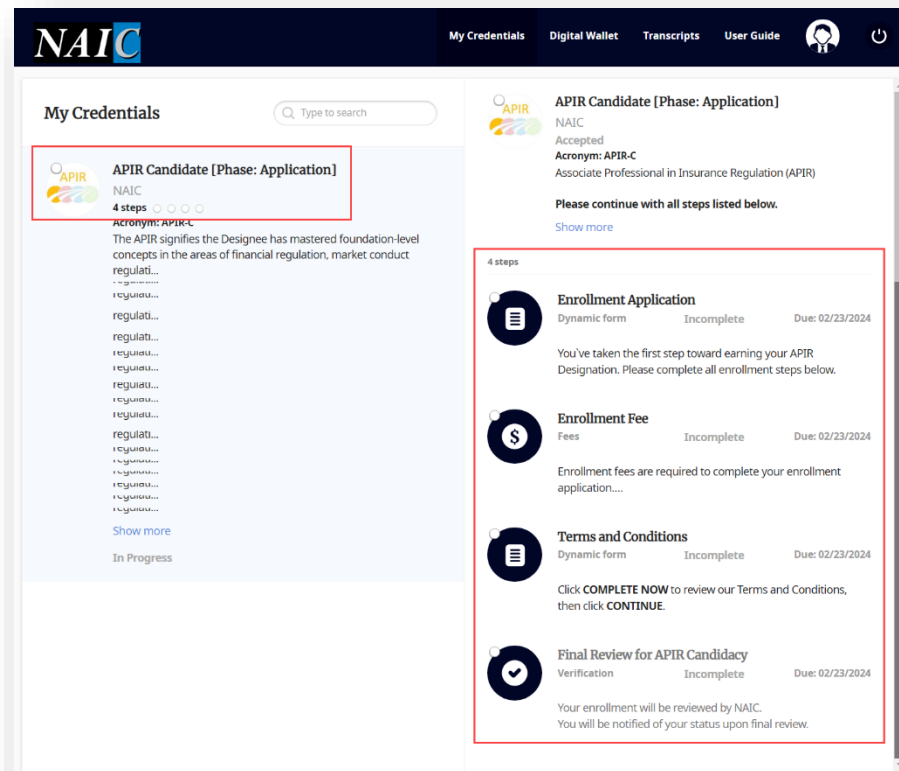
Right Panel: **Steps** to complete

- Key:
- Incomplete
 - In progress
 - Completed

Phase: Application

Complete All Steps:

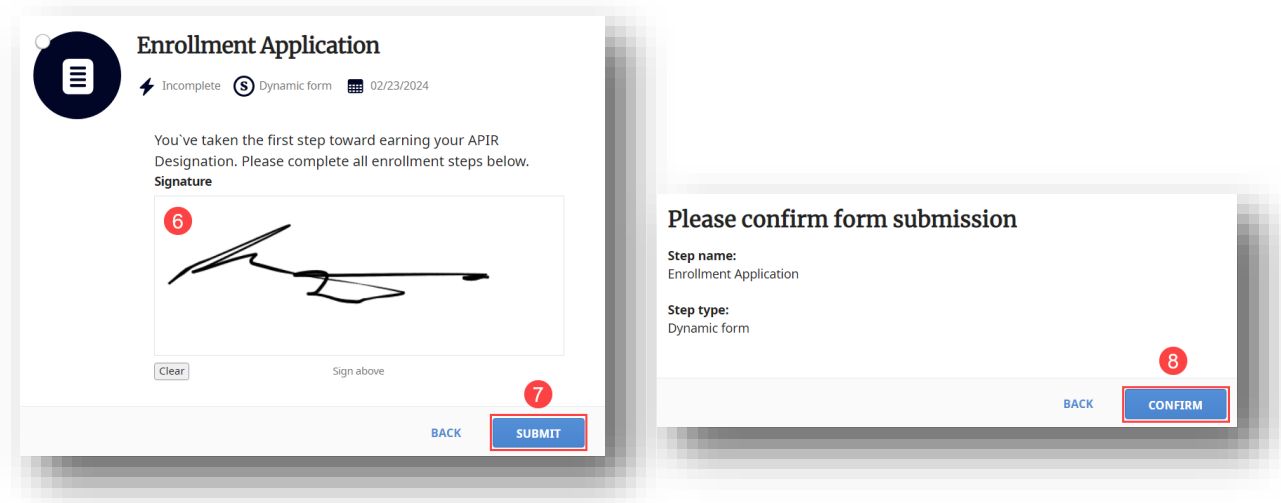
- Enrollment Application
- Enrollment Fee
- Terms and Conditions
- Final Review for APIR Candidacy



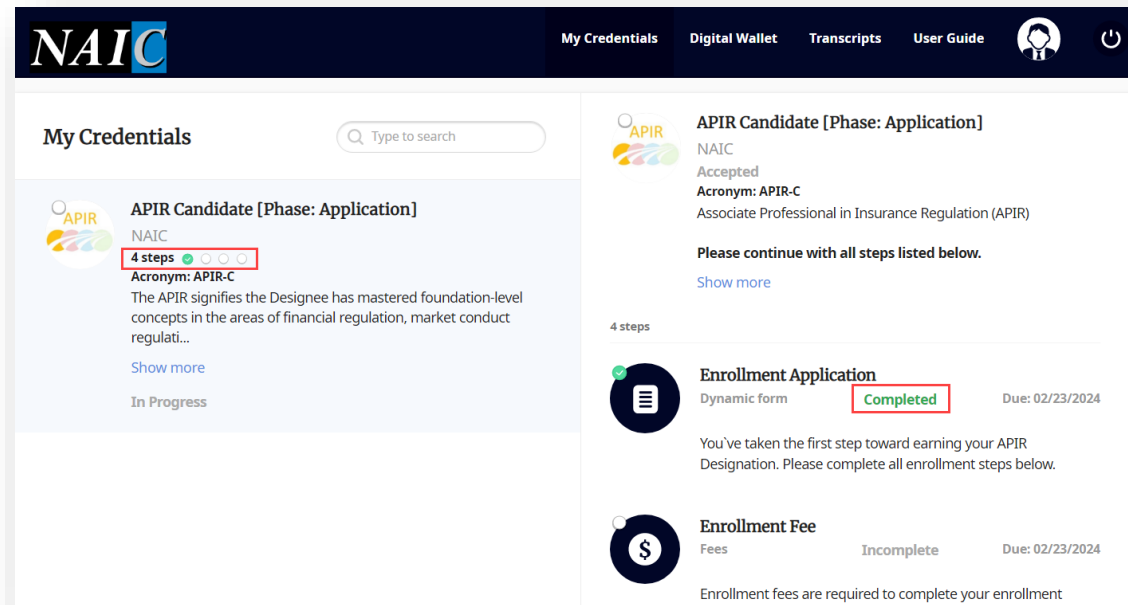
Designation Candidate (Phase: Application)



6. Use mouse or touchpad to Sign in box
7. Click **SUBMIT**
8. Click **CONFIRM**



Note: Green dot with check confirms first step (*Enrollment Application*) Completed

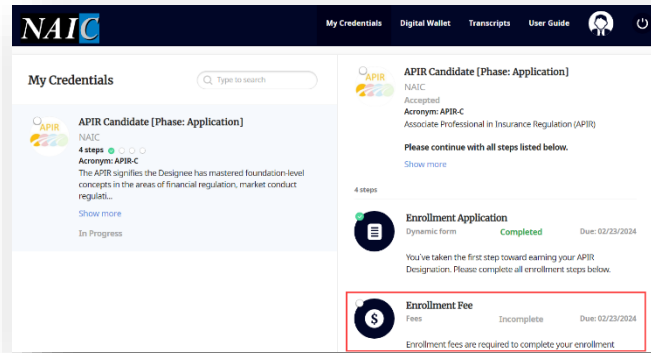


Designation Candidate (Phase: Application)



Enrollment Fee (required to complete enrollment application)

1. Click on **Enrollment Fee**

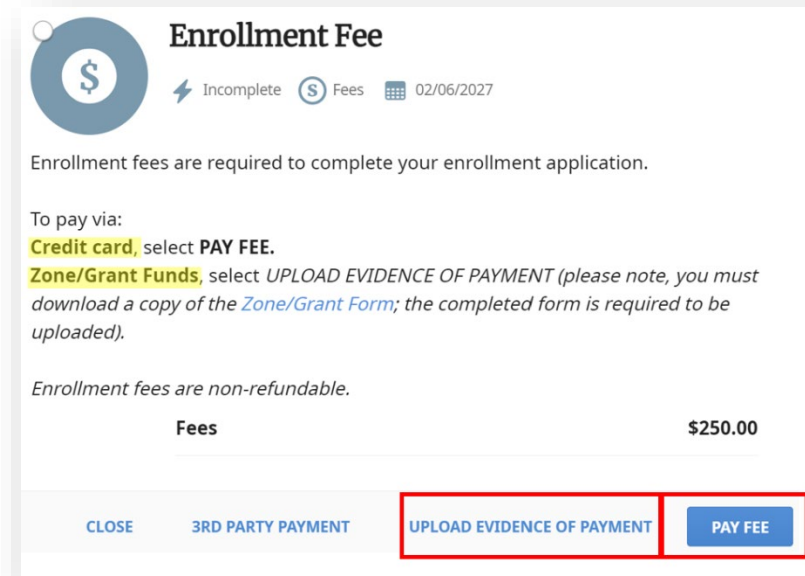
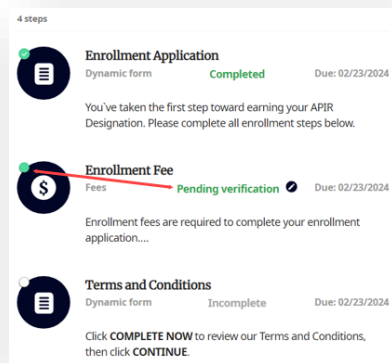


2. Determine payment type

- Credit Card: **PAY FEE**
- Zone/Grant Funds: **UPLOAD EVIDENCE OF PAYMENT**

Note: Zone/Grant Funds option will show “**Pending verification**” until process completed by NAIC.

- Incomplete
- In progress
- ✓ Completed



Designation Candidate (Phase: Application)



Credit Card: *(enrollment fees are non-refundable)*

1. Select **PAY FEE**

Enrollment Fee
Incomplete Fees 02/06/2027

Enrollment fees are required to complete your enrollment application.

To pay via:
Credit card, select **PAY FEE**.
Zone/Grant Funds, select **UPLOAD EVIDENCE OF PAYMENT** (please note, you must download a copy of the *Zone/Grant Form*; the completed form is required to be uploaded).

Enrollment fees are non-refundable.

Fees \$250.00

CLOSE 3RD PARTY PAYMENT **UPLOAD EVIDENCE OF PAYMENT** **PAY FEE**

2. Enter credit card information

- **Name on Card ***
- **Card *** (Number and expiration MM/YY)

3. Click **PAY \$250.00**

Enrollment Fee
Incomplete Fees 02/23/2024

Enrollment fees are required to complete your enrollment application.

To pay via:
Credit card, select **PAY FEE**.
Zone/Grant Funds, select **UPLOAD EVIDENCE OF PAYMENT** ****A completed Zone/Grant Form is required to be uploaded****

Enrollment fees are non-refundable.

Payment Amount
\$250.00

Name on card *
Cardholder Name

Card *
Card number MM / YY CVC

BACK CLOSE **PAY \$250.00**

Designation Candidate (Phase: Application)



Zone / Grant: *(enrollment fees are non-refundable)*

1. Select **UPLOAD EVIDENCE OF PAYMENT**

Enrollment Fee
⚡ Incomplete 💰 Fees 📅 02/23/2024

Enrollment fees are required to complete your enrollment application.

To pay via:
Credit card, select **PAY FEE**.

Zone/Grant Funds, select **UPLOAD EVIDENCE OF PAYMENT** ****A completed Zone/Grant Form is required to be uploaded****

Enrollment fees are non-refundable.

Fees \$250.00

1

[CLOSE](#) [3RD PARTY PAYMENT](#) [UPLOAD EVIDENCE OF PAYMENT](#) [PAY FEE](#)

2. Click [Zone/Grant Form](#) link
Download and complete form

NAIC Insurance Regulator Professional Designation Program
Enrollment Fee Zone/Grant Fund Request Form

\$250 Designation Program Enrollment Fees to be paid using:
 STATE ZONE/GRANT FUNDS STATE TECHNICAL TRAINING

Name _____
Department of insurance _____
Address _____
City, State, Zip _____
Phone _____ Designation Level _____
Candidate Signature _____ Date _____
State Department Approved by Signature _____
State Department Approved by (Print Name) _____
NAIC COO/CEO, Director, NIPR CEO, IPRC Exec. Director _____
Date _____

ACCOUNTING USE ONLY
Vendor # _____
Voucher # _____

3. Drop file or use [Browse](#) link to attach completed form
4. Click **UPLOAD**

Enrollment Fee
⚡ Incomplete 💰 Fees 📅 02/23/2024

Enrollment fees are required to complete your enrollment application.

To pay via:
Credit card, select **PAY FEE**.

Zone/Grant Funds, select **UPLOAD EVIDENCE OF PAYMENT** ****A completed Zone/Grant Form is required to be uploaded****

2

Enrollment fees are non-refundable.
Upload documents to show that you have already paid the fee:

3

Drop files to attach, or [Browse](#)

4

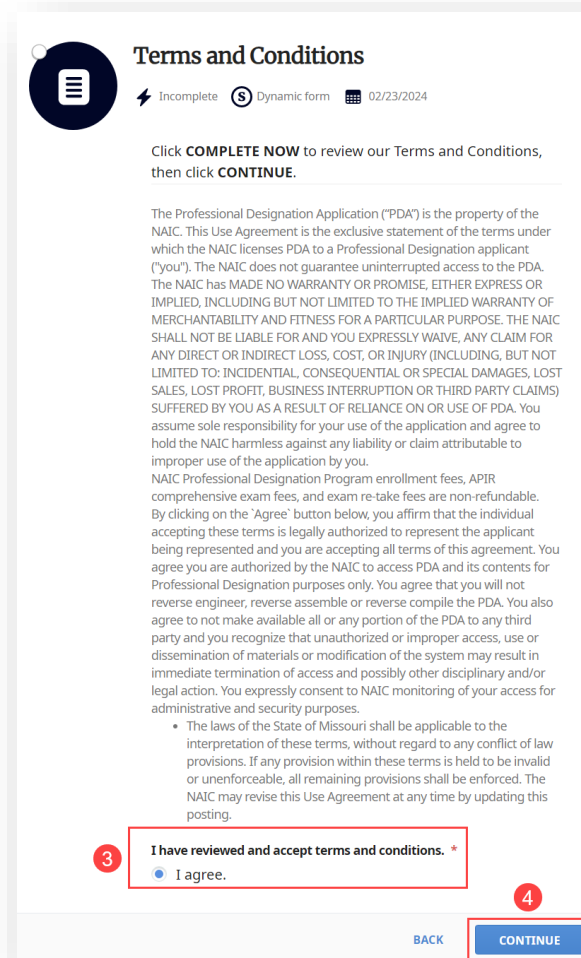
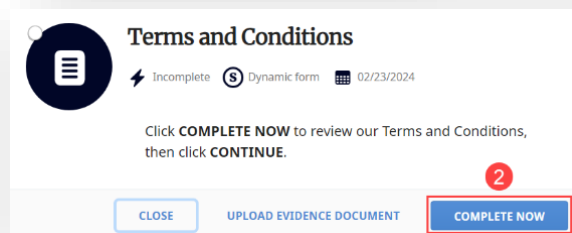
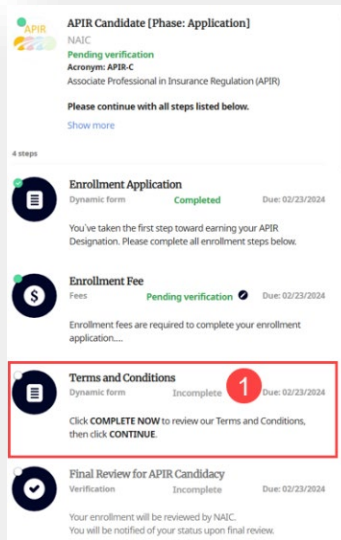
[BACK](#) [CLOSE](#) [UPLOAD](#)

Designation Candidate (Phase: Application)



Terms and Conditions

1. Click on **Terms and Conditions**
2. Click **COMPLETE NOW**
3. Review, click on I agree to accept terms and conditions *
4. Click **CONTINUE**



Designation Candidate (Phase: Application)



5. Use mouse or touchpad to Sign in box
6. Click **SUBMIT**

7. Click **CONFIRM** to complete form submission

Designation Candidate (Phase: Application)



Final Review for APIR Candidacy

APIR Candidacy will display 'Pending verification' until processed.

APIR Candidate [Phase: Application]
NAIC
Pending verification
Acronym: APIR-C
Associate Professional in Insurance Regulation (APIR)

Please continue with all steps listed below.
[Show more](#)

4 steps

- Enrollment Application**
Dynamic form **Completed** Due: 02/23/2024
You've taken the first step toward earning your APIR Designation. Please complete all enrollment steps below.
- Enrollment Fee**
Fees **Pending verification** Due: 02/23/2024
Enrollment fees are required to complete your enrollment application....
- Terms and Conditions**
Dynamic form **Completed** Due: 02/23/2024
Click **COMPLETE NOW** to review our Terms and Conditions, then click **CONTINUE**.
- Final Review for APIR Candidacy**
Verification **Pending verification** Due: 02/23/2024
Your enrollment will be reviewed by NAIC.
You will be notified of your status upon final review.

NAIC My Credentials Digital Wallet Transcripts User Guide

My Credentials

APIR Candidate [Phase: Candidacy]
NAIC
Accepted
Acronym: APIR-C

1 step

- Designee Requirements**
Dynamic form **Incomplete** Due: 02/23/2024
Satisfactorily complete the NAIC courses below and achieve a score of 70% or better on each corresponding exam....

APIR Candidate [Phase: Candidacy]
NAIC
1 step
Acronym: APIR-C
The APIR signifies the Designee has mastered foundation-level concepts in the areas of financial regulation, market conduct regulati...
[Show more](#)
In Progress