



Valuation Manual

Jan. 1, 2020 Edition



The NAIC is the authoritative source for insurance industry information. Our expert solutions support the efforts of regulators, insurers and researchers by providing detailed and comprehensive insurance information. The NAIC offers a wide range of publications in the following categories:

Accounting & Reporting

Information about statutory accounting principles and the procedures necessary for filing financial annual statements and conducting risk-based capital calculations.

Consumer Information

Important answers to common questions about auto, home, health and life insurance — as well as buyer’s guides on annuities, long-term care insurance and Medicare supplement plans.

Financial Regulation

Useful handbooks, compliance guides and reports on financial analysis, company licensing, state audit requirements and receiverships.

Legal

Comprehensive collection of NAIC model laws, regulations and guidelines; state laws on insurance topics; and other regulatory guidance on antifraud and consumer privacy.

Market Regulation

Regulatory and industry guidance on market-related issues, including antifraud, product filing requirements, producer licensing and market analysis.

NAIC Activities

NAIC member directories, in-depth reporting of state regulatory activities and official historical records of NAIC national meetings and other activities.

Special Studies

Studies, reports, handbooks and regulatory research conducted by NAIC members on a variety of insurance related topics.

Statistical Reports

Valuable and in-demand insurance industry-wide statistical data for various lines of business, including auto, home, health and life insurance.

Supplementary Products

Guidance manuals, handbooks, surveys and research on a wide variety of issues.

Capital Markets & Investment Analysis

Information regarding portfolio values and procedures for complying with NAIC reporting requirements.

White Papers

Relevant studies, guidance and NAIC policy positions on a variety of insurance topics.

For more information about NAIC publications, visit us at:
http://www.naic.org/prod_serv_home.htm

© 2019 National Association of Insurance Commissioners. All rights reserved.

ISBN:

Printed in the United States of America

No part of this book may be reproduced, stored in a retrieval system, or transmitted in any form or by any means, electronic or mechanical, including photocopying, recording, or any storage or retrieval system, without written permission from the NAIC.

NAIC Executive Office
444 North Capitol Street, NW
Suite 700
Washington, DC 20001
202.471.3990

NAIC Central Office
1100 Walnut Street
Suite 1500
Kansas City, MO 64106
816.842.3600

NAIC Capital Markets
& Investment Analysis Office
One New York Plaza, Suite 4210
New York, NY 10004
212.398.9000

VALUATION MANUAL

NAIC Adoptions through August 6, 2019

The National Association of Insurance Commissioners (NAIC) initially adopted the *Valuation Manual* on Dec. 2, 2012, with subsequent adoptions of amendments on June 18, 2015; Nov. 22, 2015; April 6, 2016; Aug. 29, 2016; Aug. 9, 2017; Aug. 7, 2018; Sept. 10, 2018 and Aug. 6, 2019.

JPMorgan Chase Bank, N.A. (“J.P. Morgan”) is the source of certain data for this Valuation Manual. The data was obtained from sources believed to be reliable, but J.P. Morgan does not warrant its completeness or accuracy. The Valuation Manual is not sponsored, endorsed, sold or promoted by J.P. Morgan, and J.P. Morgan makes no representation regarding the advisability of trading in or use of such Valuation Manual. The data is used with permission and may not be copied, used or distributed without J.P. Morgan’s prior written approval. J.P. Morgan makes no express or implied warranties and hereby expressly disclaims all warranties of merchantability or fitness for a particular purpose or use with respect to the data and the Valuation Manual. All warranties and representations of any kind with regard to the data and/or the Valuation Manual are disclaimed, including any implied warranties of merchantability, quality, accuracy, fitness for a particular purpose and/or against infringement and/or warranties as to any results to be obtained by and/or from the Valuation Manual without limiting any of the foregoing, in no event shall J.P. Morgan have any liability for any special, punitive, direct, indirect, or consequential damages, including loss of principal and/or lost profits, even if notified of the possibility of such damages.

Copyright 2013. JPMorganChase & Co. All rights reserved.

Table of Contents

Introduction	1
Authority and Applicability.....	1
Background	1
Description of the <i>Valuation Manual</i>	2
Operative Date of the <i>Valuation Manual</i>	2
PBR Review and Updating Process	2
Process for Updating the <i>Valuation Manual</i>	2
Overview of Reserve Concepts.....	5
Corporate Governance Requirements for Principle-Based Reserves	6
Reserve Requirements	7
Life Insurance Products	7
Annuity Products	8
Deposit-Type Contracts	9
Health Insurance Products	9
Credit Life and Disability Products	9
Riders and Supplemental Benefits	10
Claim Reserves	10
Actuarial Opinion and Report Requirements	11
Experience Reporting Requirements	11
Valuation Manual Minimum Standards	11
VM-01: Definitions for Terms in Requirements.....	01-1
VM-02: Minimum Nonforfeiture Mortality and Interest.....	02-1
VM-20: Requirements for Principle-Based Reserves for Life Products.....	20-1
VM-21: Requirements for Principle-Based Reserves for Variable Annuities	21-1
VM-22: Statutory Maximum Valuation Interest Rates for Income Annuities	22-1
VM-25: Health Insurance Reserves Minimum Reserve Requirements	25-1
VM-26: Credit Life and Disability Reserve Requirements.....	26-1
VM-30: Actuarial Opinion and Memorandum Requirements	30-1
VM-31: PBR Actuarial Report Requirements for Business Subject to a Principle-Based Valuation	31-1
VM-50: Experience Reporting Requirements.....	50-1
VM-51: Experience Reporting Formats.....	51-1
VM-A: Appendix A – Requirements	A-1
VM-C: Appendix C – Actuarial Guidelines	C-1
VM-G: Appendix G – Corporate Governance Guidance for Principle-Based Reserves	G-1
VM-M: Appendix M – Mortality Tables.....	M-1

Introduction

I. Introduction

Authority and Applicability

The *Valuation Manual* (VM) sets forth the minimum reserve and related requirements for jurisdictions where the *Standard Valuation Law* (#820), as amended by the National Association of Insurance Commissioners (NAIC) in 2009, or legislation including substantially similar terms and provisions has been enacted by jurisdictions, and this *Valuation Manual* is operative. The reserve requirements in the *Valuation Manual* satisfy the minimum valuation requirements of Model #820.

Requirements in the *Valuation Manual* are applicable to life insurance, accident and health (A&H) insurance, and deposit-type contracts as provided in the *Valuation Manual*. These contracts include the definition provided by *Statement of Statutory Accounting Principles (SSAP) No. 50—Classifications of Insurance or Managed Care Contracts* as found in the *NAIC Accounting Practices and Procedures Manual* (AP&P Manual). Annuity contracts are, therefore, included within the terminology “life insurance contracts” unless specifically indicated otherwise in this *Valuation Manual*.

Minimum reserve requirements are provided in this *Valuation Manual* for contracts issued on or after the *Valuation Manual* operative date of Jan. 1, 2017. Other requirements are applicable as provided pursuant to the Model #820 and this *Valuation Manual*.

Background

As insurance products have increased in their complexity, and as companies have developed new and innovative product designs that change their risk profile, the need to develop new valuation methodologies or revisions to existing requirements to address these changes has led to the development of the *Valuation Manual*. In addition, the *Valuation Manual* addresses the need to develop a valuation standard that enhances uniformity among the principle-based valuation requirements across states and insurance departments. Finally, the *Valuation Manual* defines a process to facilitate future changes in valuation requirements on a more uniform, timely and efficient basis.

The goals of the NAIC in developing the *Valuation Manual* are:

1. To consolidate into one document the minimum reserve requirements for life insurance, A&H insurance and deposit-type contracts pursuant to Model #820, including those products subject to principle-based valuation requirements and those not subject to principle-based valuation requirements.
2. To promote uniformity among states’ valuation requirements.
3. To provide for an efficient, consistent and timely process to update valuation requirements as the need arises.
4. To mandate and facilitate the specific reporting requirements of experience data.
5. To enhance industry compliance with the 2009 Model #820 and subsequent revisions, as adopted in various states.

Introduction

Description of the *Valuation Manual*

The *Valuation Manual* contains five sections that provide requirements covered in Authority and Applicability above, and that discuss principles and concepts underlying these requirements.

1. Section I is an introductory section that includes the general concepts underlying the reserve requirements in the *Valuation Manual*.
2. Section II summarizes the minimum reserve requirements that apply to a product or type of product, including which products or categories of products are subject to principle-based valuation requirements and documentation. As minimum reserve requirements are developed for various products or categories of products, those requirements will be incorporated into this section. The applicability of the minimum reserve requirements to particular products will be clarified in the appropriate subsection. For example, the minimum reserve requirements that apply to a life insurance product will be identified in the subsection addressing life insurance reserve requirements.
3. Section III sets forth the requirements for the actuarial opinion and memorandum and the principle-based report.
4. Section IV sets forth the experience reporting requirements.
5. Section V contains *Valuation Manual* minimum standards. These standards contain the specific requirements that are referenced in Sections II–IV.

Operative Date of the *Valuation Manual*

The requirements in the *Valuation Manual* become operative pursuant to Section 11 of Model #820.

PBR Review and Updating Process

A well-conceived and designed principle-based reserve (PBR) review and updating process is needed to ensure ongoing evaluation of the effectiveness of the PBR methodology, including prescribed assumptions defined in this *Valuation Manual*. This process will involve and provide ongoing feedback to state insurance regulators and interested parties for the purpose of updating, improving, enhancing and modifying the PBR requirements. These changes are necessary due to, for example, making adjustments as appropriate to margins for conservatism, future improvements in cash-flow modeling techniques, future development of new policy benefits and guarantees, future changes in assumptions due to emerging experience, improved methods to assess risk, etc.

A key element of the PBR review and updating process is to provide support for state insurance regulators regarding the necessary expertise, resources, data and tools to effectively review PBR models and reporting required in the *Valuation Manual* for products subject to PBR requirements.

Goals for the PBR review and updating process include achieving consistency in regulatory requirements among states, as well as assessing and making changes as appropriate.

Process for Updating the *Valuation Manual*

A. Task Force Procedures

The NAIC is responsible for the process of updating the *Valuation Manual*. The Life Actuarial (A) Task Force is primarily charged with maintenance of the *Valuation Manual* for adoption by the NAIC Plenary. The Life Actuarial (A) Task Force will coordinate with the Health Actuarial (B) Task Force, the Statutory Accounting Principles (E) Working Group and other NAIC groups as necessary when considering changes. The Health Actuarial (B) Task Force will be charged

Introduction

primarily with developing and maintaining the health insurance sections of the *Valuation Manual*, with approval by the Health Insurance and Managed Care (B) Committee. However, all changes to the *Valuation Manual*, including changes with respect to health insurance, must also be reviewed by the Life Actuarial (A) Task Force as gatekeeper under this process. As provided under Section 11C of Model #820, any change to the *Valuation Manual* ultimately requires adoption by the NAIC by an affirmative vote representing: 1) at least three-fourths of the members of the NAIC voting, but not less than a majority of the total membership; and 2) members of the NAIC representing jurisdictions totaling more than 75% of the relevant direct premiums written.

Guidance Note: To maximize the efficiency of the NAIC process and to promote consistency among amendments to the *Valuation Manual*, it was determined a single gatekeeper would work best. The Life Actuarial (A) Task Force was chosen as it was most directly involved in the *Valuation Manual*'s development. The Life Actuarial (A) Task Force's review of the Health Actuarial (B) Task Force's amendments shall not focus on health-related content.

Information and issues with respect to amendment of the *Valuation Manual* can be presented to the Life Actuarial (A) Task Force/Health Actuarial (B) Task Force in a variety of ways. Issues can be recommended or forwarded from other NAIC working groups or task forces, or from interested parties. In order for an issue or proposed change to the *Valuation Manual* to be placed on a Pending List, the recommending party shall submit an amendment proposal form. An amendment form should be submitted 20 days prior to the next scheduled Life Actuarial (A) Task Force/Health Actuarial (B) Task Force meeting to be placed on the agenda for that meeting.

The Life Actuarial (A) Task Force/Health Actuarial (B) Task Force can move an item on the Pending List to either the Rejected List or to the Active List. Any disposition of items will occur in an open meeting. Items moved to the Active List will be categorized as substantive, non-substantive or an update to a table.

1. Substantive Items

Substantive changes to the *Valuation Manual* are proposed amendments to the *Valuation Manual* that would change or alter the meaning, application or interpretation of a provision. All changes to the *Valuation Manual* will be considered substantive, unless specifically identified as either a nonsubstantive item or an update to a table by simple majority vote of the Life Actuarial (A) Task Force/Health Actuarial (B) Task Force. Any item placed on the Active List as substantive will be exposed by the Life Actuarial (A) Task Force/Health Actuarial (B) Task Force for a public comment period commensurate with the length of the draft and the complexities of the issue, but for no less than 21 days. The comment period will be deemed to have begun when the draft has been placed on the appropriate public NAIC web page. The Life Actuarial (A) Task Force/Health Actuarial (B) Task Force will hold at least one open meeting (in person or via conference call) to consider comments before holding a final vote on any substantive items. Subsequent exposures of substantive items will be for a minimum of seven days. Meeting notices for Life Actuarial (A) Task Force/Health Actuarial (B) Task Force meetings will indicate if a vote is anticipated on any substantive items. Adoption of all changes at the Life Actuarial (A) Task Force/Health Actuarial (B) Task Force will be by simple majority.

2. Nonsubstantive Items

Nonsubstantive changes to the *Valuation Manual* are changes that primarily pertain to technical revisions, such as changes to titles, words, definitions, procedures, grammar corrections, reference errors, making individual sections of the *Valuation Manual* consistent with each other, etc., that are necessary in order to clarify an intent that has already been thoroughly documented either in the NAIC *Proceedings*, the *Valuation*

Introduction

Manual or other NAIC guidance. The Life Actuarial (A) Task Force/Health Actuarial (B) Task Force must adopt the change with an affirmative vote of a simple majority of the Life Actuarial (A) Task Force/Health Actuarial (B) Task Force membership voting. Meeting notices for Life Actuarial (A) Task Force/Health Actuarial (B) Task Force meetings will indicate if a vote is anticipated on any nonsubstantive items. Nonsubstantive items will be exposed for public comment with a period of time commensurate with the complexity of the change.

3. Updates to Designated Tables

Certain designated tables related to asset spreads, default costs and valuation interest rates contained in the *Valuation Manual* are intended to be updated routinely, as they provide current reference data integral to calculations. These tables have a prescribed process involving limited judgment for routine updates. Updates to these tables in accordance with this process are not considered to be an amendment of the *Valuation Manual* itself, and they are not subject to the requirements of Section 11C of Model #820 for the amendment of the *Valuation Manual*. These routine updates will not require exposure or adoption by the Life Actuarial (A) Task Force/Health Actuarial (B) Task Force. Public notification of the updated tables will be distributed to Task Force members, interested state insurance regulators and interested parties by NAIC staff immediately following completion of the update.

Any changes to the process for updating these tables will be considered a substantive change and will be subject to the typical procedure for *Valuation Manual* amendments.

4. Waiver of Task Force Procedure

If the Life Actuarial (A) Task Force/Health Actuarial (B) Task Force determines that a waiver of the above procedures is necessary to expeditiously consider modification of the *Valuation Manual* in order to advance a valid regulatory purpose, it may, upon a three-fourths majority vote of its members present and voting, modify the above procedures. However, in no event will substantive items be considered for adoption without a 14-day public comment period.

5. Coordination with the Statutory Accounting Principles (E) Working Group

Proposed changes to the *Valuation Manual* must be consistent with existing model laws, including Model #820, and, to the extent determinable, with models in development. To the extent that proposed changes to the *Valuation Manual* could have an impact on accounting and reporting guidance and other requirements as referenced by the AP&P Manual, proposed changes must be reviewed by the Statutory Accounting Principles (E) Working Group for consistency with the AP&P Manual, including as to implementation dates. The Life Actuarial (A) Task Force or its support staff will prepare a summary recommendation that will include as appropriate an analysis of the impact of proposed changes.

If the Statutory Accounting Principles (E) Working Group reaches the conclusion that the proposed changes to the *Valuation Manual* are inconsistent with the authoritative guidance in the AP&P Manual, the Life Actuarial (A) Task Force will work with the Statutory Accounting Principles (E) Working Group to resolve such inconsistencies.

B. Committee Procedures

The Life Insurance and Annuities (A) Committee or the Health Insurance and Managed Care (B) Committee will consider any *Valuation Manual* amendments (whether substantive or

Introduction

nonsubstantive) as a separate agenda item at any regularly scheduled meeting. Amendments to the life and annuity sections of the *Valuation Manual* must first be approved by Life Actuarial (A) Task Force, which, as gatekeeper under this process, shall then review and prepare for consideration by the Life Insurance and Annuities (A) Committee any changes to the life and annuity sections of the *Valuation Manual*. Amendments to the health insurance sections of the *Valuation Manual* must first be approved by the Health Actuarial (B) Task Force and Life Actuarial (A) Task Force, which, as gatekeeper under this process, shall then review and prepare for the Health Insurance and Managed Care (B) Committee's consideration any changes to the health insurance sections of the *Valuation Manual*. No additional exposure period is required for review by the Life Actuarial (A) Task Force. Updates to tables will be reported to the appropriate committee but will not require a separate vote. In order to allow for additional input, the Life Insurance and Annuities (A) Committee and the Health Insurance and Managed Care (B) Committee generally will not vote on adoption of any substantive items unless 14 days have elapsed since adoption by the Life Actuarial (A) Task Force. Adoption of all changes by the Life Insurance and Annuities (A) Committee and the Health Insurance and Managed Care (B) Committee will be by simple majority.

C. Executive (EX) Committee and Plenary Procedures

The NAIC Executive (EX) Committee and Plenary generally will consider *Valuation Manual* amendments at the national meeting following adoption by the appropriate committee. To allow sufficient time to implement substantive items, final action by the Executive (EX) Committee and Plenary on substantive items will generally be taken at the Summer National Meeting. The voting requirements for adoption at the Executive (EX) Committee and Plenary are as set out in Section 11C of Model #820. Unless otherwise specified, all *Valuation Manual* amendments shall be effective Jan. 1 following adoption by the NAIC.

Overview of Reserve Concepts

Reserve requirements prescribed in the *Valuation Manual* are intended to support a statutory objective of conservative valuation to provide protection to policyholders and promote solvency of companies against adverse fluctuations in financial condition or operating results pursuant to requirements of Model #820.

A principle-based valuation is a reserve valuation that uses one or more methods, or one or more assumptions, determined by the insurer pursuant to requirements of Model #820 and the *Valuation Manual*. This is in contrast to valuation approaches that use only prescribed assumptions and methods. Although a reserve valuation may involve a method or assumption determined by the insurer, such valuation is a principle-based valuation only as specified in the *Valuation Manual* for a product or category of products.

A principle-based valuation must ~~only~~ reflect risks that are:

1. Associated with the policies or contracts being valued, or their supporting assets.
2. Determined to be capable of materially affecting the reserve.

Risks not to be included in reserves are those of a general business nature, those that are not associated with the policies or contracts being valued, or those that are best viewed from the company perspective as opposed to the policy or contract perspective. These risks may involve the need for a liability separate from the reserve or may be provided for in capital and surplus.

Because no list can be comprehensive and applicable to all types of products, this section of the *Valuation Manual* provides examples of the general approach to the determination of the meaning of "associated with the policies or contracts" while recognizing that each relevant section of the *Valuation Manual* will deal with this issue from the perspective of the products subject to that section. Examples of risks to be included in a principle-based valuation include risks associated with policyholder behavior, such as lapse and

Introduction

utilization risk; mortality risk; interest rate risk; asset default risk; separate account fund performance; and the risk related to the performance of indices for contractual guarantees.

Corporate Governance Requirements for Principle-Based Reserves

The requirements found in VM Appendix G – Corporate Governance Guidance for Principle-Based Reserves (VM-G) provide corporate governance requirements applicable to policies or contracts subject to a principle-based valuation as specified in this *Valuation Manual*.

Reserve Requirements

II. Reserve Requirements

This section provides the minimum reserve requirements by type of product, as set forth in the seven subsections below, as follows:

- (1) Life Insurance Products
- (2) Annuity Products
- (3) Deposit-Type Contracts
- (4) Health Insurance Products
- (5) Credit Life and Disability Products
- (6) Riders and Supplemental Benefits
- (7) Claim Reserves

All reserve requirements provided by this section relate to business issued on or after the operative date of the *Valuation Manual*. All reserves must be developed in a manner consistent with the requirements and concepts stated in the Overview of Reserve Concepts in Section I of the *Valuation Manual*.

Guidance Note: The terms “policies” and “contracts” are used interchangeably.

Subsection 1: Life Insurance Products

- A. This subsection establishes reserve requirements for all contracts issued on and after the operative date of the *Valuation Manual* that are classified as life contracts as defined in SSAP No. 50 in the AP&P Manual, with the exception of annuity contracts and credit life contracts. Minimum reserve requirements for annuity contracts and credit life contracts are provided below in other subsection 2 and subsection 5, respectively of the *Valuation Manual*.
- B. Minimum reserve requirements for variable and nonvariable individual life contracts—excluding guaranteed issue life contracts, preneed life contracts, industrial life contracts, and policies of companies exempt pursuant to the life PBR exemption in paragraph D below—are provided by VM-20, Requirements for Principle-Based Reserves for Life Products, except for election of the transition period in paragraph C below. For this purpose, joint life policies are considered individual life, for this purpose.

Minimum reserve requirements of VM-20 are considered principle-based valuation requirements for purposes of the *Valuation Manual* ~~and VM 31, PBR Actuarial Report Requirements for Business Subject to a Principle Based Reserve Valuation, unless VM 20 or other requirements apply only the net premium reserve (NPR) method or applicable requirements in VM Appendix A – Requirements (VM A) and VM Appendix C – Actuarial Guidelines (VM C).~~

Minimum reserve requirements for life contracts not subject to VM-20 are those pursuant to applicable requirements in VM-A and VM-C. For guaranteed issue life contracts issued after Dec. 31, 2018, mortality tables are defined in VM Appendix M – Mortality Tables (VM-M), and the same table shall be used for reserve requirements as is used for minimum nonforfeiture requirements as defined in VM-02, Minimum Nonforfeiture Mortality and Interest.

- C. A company may elect to establish minimum reserves pursuant to applicable requirements in VM-A and VM-C for business otherwise subject to VM-20 requirements and issued during the first three years following the operative date of the *Valuation Manual*. A company electing to establish reserves using the requirements of VM-A and VM-C may elect to use the 2017 Commissioners’ Standard Ordinary (CSO) Tables as the mortality standard following the conditions outlined in VM-20 Section 3. If a company during the three years elects to apply VM-20 to a block of such business, then a company must continue to apply the requirements of VM-20 for future issues of this business.

Reserve Requirements

D. Life PBR Exemption

1. A company meeting ~~all of the following conditions in D.2 below~~ may file a statement of exemption for ordinary life insurance policies, ~~except for policies in D.3 below~~, issued directly or assumed during the current calendar year, that would otherwise be subject to VM-20. ~~Such a statement must be filed with the~~ domiciliary commissioner prior to July 1 of that year certifying that conditions ~~D.2.a, 2.b and 2.c are~~ was met based on premiums ~~and other values from the prior calendar year annual statement and certifying that condition 2.d is to be met as of the current calendar year end valuation date~~. The statement of exemption must also be included with the NAIC filing for the second quarter of that year.

The domiciliary commissioner may reject such statement prior to Sept. 1 and require the company to follow the requirements of VM-20 for the ordinary life policies covered by the statement. ~~For a company that met the conditions for exemption in either of the two prior years and meets conditions 2.a, 2.c and 2.d currently but does not meet condition 2.b currently, the domiciliary commissioner may grant the exemption for the current year on an exception basis. The minimum reserve requirements for the ordinary life policies subject to the exemption are those pursuant to applicable methods required in VM-A and VM-C using the mortality as defined in VM-20 Section 3.C.1 and VM-M Section 1.H.~~

2. Conditions for Exemption:

a. The company has less than \$300 million of ordinary life premiums¹, and if the company is a member of an NAIC group of life insurers, the group has combined ordinary life premiums¹ of less than \$600 million;

b. ~~and~~

e.g. ~~The company has reported total adjusted capital (TAC) of at least 450% of the authorized control level risk based capital (RBC) as reported in the prior calendar year annual financial statement, or has less than \$50,000,000 of ordinary life premiums¹;~~

~~and~~

d. ~~The appointed actuary has provided an unqualified opinion on the reserves for the prior calendar year;~~

~~and~~

3. Policies Excluded from the Life PBR Exemption:

a. ~~Every universal life with secondary guarantees (Universal life with secondary guarantee (ULSG)) policy policies with a issued or assumed by the company with an issue date on or after Jan. 1, 2020, and in force on the company's annual financial statement for the current calendar year end valuation date only has secondary guarantees that does not meet the VM-01, Definitions for Terms in~~

¹ Premiums are measured as direct plus reinsurance assumed from an unaffiliated company from the ordinary life line of business reported in the prior calendar year life/health annual financial statement, Exhibit 1, Part 1, Column 3, "Ordinary Life Insurance" excluding premiums for guaranteed issue policies and preneed life contracts and excluding amounts that represent the transfer of reserves in force as of the effective date of a reinsurance assumed transaction and are reported in Exhibit 1 Part 1, Column 3 as ordinary life insurance premium. Preneed is as defined in VM-0201.

Reserve Requirements

Requirements, definition of a “non-material secondary guarantee.”

~~43. Each exemption, or lack of an exemption, applies only to policies issued or assumed in the current year, and it applies to all future valuation dates for those policies. -The minimum reserve requirements for the ordinary life policies subject to the exemption shall be calculated as those pursuant to applicable methods required in VM-A and VM-C using the mortality as defined in VM-20 Section 3.C.1 and VM-M Section 1.H.~~

Subsection 2: Annuity Products

- A. This subsection establishes reserve requirements for all contracts classified as annuity contracts as defined in SSAP No. 50 in the AP&P Manual.
- B. Minimum reserve requirements for variable annuity (VA) contracts and similar business, specified in VM-21, Requirements for Principle-Based Reserves for Variable Annuities, shall be those provided by VM-21. The minimum reserve requirements of VM-21 are considered PBR requirements for purposes of the *Valuation Manual*.
- C. Minimum reserve requirements for fixed annuity contracts are those requirements as found in VM-A and VM-C as applicable, with the exception of the minimum requirements for the valuation interest rate for single premium immediate annuity contracts, and other similar contracts, issued after Dec. 31, 2017, including those fixed payout annuities emanating from host contracts issued on or after Jan. 1, 2017, and on or before Dec. 31, 2017. The maximum valuation interest rate requirements for those contracts and fixed payout annuities are defined in VM-22, Maximum Valuation Interest Rates for Income Annuities.

Subsection 3: Deposit-Type Contracts

- A. This subsection establishes reserve requirements for all contracts classified as deposit-type contracts defined in SSAP No. 50 in the AP&P Manual.
- B. Minimum reserve requirements for deposit-type contracts are those requirements as found in VM-A, ~~and~~ VM-C and VM-22, as applicable.

Subsection 4: Health Insurance Products

- A. This subsection establishes reserve requirements for all contracts classified as health contracts defined in SSAP No. 50 in the AP&P Manual.
- B. Minimum reserve requirements for A&H insurance contracts, other than credit disability, are those requirements provided by VM-25, Health Insurance Reserves Minimum Reserve Requirements, and VM-A and VM-C requirements, as applicable.

Subsection 5: Credit Life and Disability Products

- A. This subsection establishes reserve requirements for all credit life products, credit disability products and other credit-related products defined as follows:
- B. “Credit life insurance” means insurance on a debtor or debtors, pursuant to or in connection with a specific loan or other credit transaction, to provide for satisfaction of a debt, in whole or in part, upon the death of an insured debtor.

Credit life insurance does NOT include:

- 1. Insurance written in connection with a credit transaction that is:

Reserve Requirements

- a. Secured by a first mortgage or deed of trust.
 - b. Made to finance the purchase of real property or the construction of a dwelling thereon, or to refinance a prior credit transaction made for such a purpose.
2. Insurance sold as an isolated transaction on the part of the insurer and not related to an agreement or a plan for insuring debtors of the creditor.
 3. Insurance on accounts receivable.
- C. “Credit disability insurance” means insurance on a debtor or debtors to or in connection with a specific loan or other credit transaction, to provide for lump sum or periodic payments on a specific loan or other credit transaction due to the disability of the insured debtor.
- D. “Other credit-related insurance” means insurance on a debtor or debtors, pursuant to or in connection with a specific loan or other credit transaction, including a real estate secured loan, to provide for satisfaction of a debt, in whole or in part, upon the death or disability of an insured debtor.
1. Other credit-related insurance includes insurance written in connection with a credit transaction that is:
 - a. Secured by a first mortgage or deed of trust written as credit insurance, debtor group insurance or group mortgage insurance.
 - b. Made to finance the purchase of real property or the construction of a dwelling thereon, or to refinance a prior credit transaction made for such a purpose.
 2. Other credit-related insurance DOES NOT include:
 - a. Insurance sold as an isolated transaction on the part of the insurer and not related to an agreement or a plan for insuring debtors of the creditor.
 - b. Insurance on accounts receivable.
- E. Minimum reserve requirements for credit life, credit disability contracts and other credit-related insurance issued on or after the operative date of the *Valuation Manual* are provided in VM-26, Credit Life and Disability Reserve Requirements. For purposes of reserves for “other credit-related insurance” within VM-26, the terms “credit life insurance” and “credit disability insurance” shall include benefits provided under contracts defined herein as “other credit-related insurance.”

Subsection 6: Riders and Supplemental Benefits

- ~~A. If a rider or supplemental benefit to one of the above types of products has a separately identified premium or charge, then the following apply:~~
- ~~1. For supplemental benefits e.g., Disability Waiver of Premium, Accidental Death Benefits, Convertibility or Guaranteed Insurability the reserves may be computed separate from the base contract following the reserves requirements for that benefit.~~
 - ~~2. For term life insurance riders on persons other than the named insured[s] on the base policy, the reserve may be computed separate from the base policy following the reserve requirements for that benefit.~~
 - ~~3. For term life insurance riders on the named insured[s] on the base policy, the reserve shall be valued as part of the base policy.~~

Reserve Requirements

4. ~~For riders that enhance or modify the terms of the base contract—e.g., a secondary guarantee rider or a cash value enhancement rider—the reserve shall be valued as part of the base policy.~~
 5. ~~For any riders not addressed by paragraph A.2 through paragraph A.4 above, the reserve shall be valued as part of the base policy.~~
- B. ~~If a rider or supplemental benefit does not have a separately identified premium or charge, all cash flows associated with the rider or supplemental benefit must be included in the calculation of the reserve for the base policy. For example, reserves for a universal life policy with an accelerated benefit for long term care (LTC) must include cash flows from the LTC benefit in determining minimum reserves in compliance with VM-20. A separate reserve is not determined for the rider or supplemental benefit.~~

Guidance Note:

Policy designs, which are created to simply disguise riders subject to VM-20 Section 3.A.1 or exploit a perceived loophole, must be reserved in a manner similar to more typical designs with similar riders.

- A. ~~If a rider or supplemental benefit is attached to a health insurance product, annuity product, deposit-type contract, or credit life or disability product, it may be valued with the base contract unless it is required to be separated by regulation or other requirements.~~
- B. ~~For supplemental benefits, including Guaranteed Insurability, Accidental Death or Disability Benefits, Convertibility, or Disability Waiver of Premium Benefits, the supplemental benefit may be included with the base policy and follow the reserve requirements for the base policy under VM-20, VM-A, and/or VM-C, as applicable.~~
- C. ~~ULSG and other secondary guarantee riders shall be valued with the base policy and follow the reserve requirements for ULSG policies under VM-20, VM-A, and/or VM-C, as applicable.~~
- D. ~~If a rider or supplemental benefit to a life insurance policy that is not addressed in Paragraphs B or C above possesses any of the following attributes, the rider or supplemental benefit shall be included with the base policy and follow the reserve requirements for the base policy under VM-20, VM-A, and/or VM-C, as applicable.~~
 1. ~~The rider or supplemental benefit does not have a separately identified premium or charge.~~
 2. ~~The rider or supplemental benefit premium, charge, value, or benefits are determined by referencing to the base policy features or performance.~~
 3. ~~The base policy value or benefits are determined by referencing to the rider or supplemental benefit features or performance. The deduction of rider or benefit premium or charge from the contract value is not sufficient for a determination by reference.~~
- E. ~~If a term life insurance rider on the named insured[s] on the base life insurance policy does not meet the conditions of Paragraph D above, and either (1) guarantees level or near level premiums until a specified duration followed by a material premium increase; or (2) for a rider for which level or near level premiums are expected for a period followed by a material premium increase, then the rider is shall be separated from the base policy and follows the reserve requirements for term policies under VM-20, VM-A, and/or VM-C, as applicable.~~

Reserve Requirements

F. ~~For all other riders or supplemental benefits on life insurance policies not addressed in Paragraphs B through E above, the riders or supplemental benefits may be included with the base policy and follow the reserve requirements for the base policy under VM-20, VM-A, and/or VM-C, as applicable. For a given rider, the election to include or separate riders or supplemental benefits with the base policy shall be determined at the policy form level, and not on a rider-by-rider, policy-by-policy basis.~~

Subsection 7: Claim Reserves

Regardless of the requirement for use of the PBR approach to policy reserves, the claim reserves, including waiver of premium claims, are not subject to PBR requirements of the *Valuation Manual*.

Actuarial Opinion and Report Requirements

III. Actuarial Opinion and Report Requirements

Requirements regarding the annual actuarial opinion and memorandum pursuant to Section 3 of Model #820 are provided in VM-30, Actuarial Opinion and Memorandum Requirements. The requirements in VM-30 are applicable to all annual statements with a year-ending date on or after the operative date of the *Valuation Manual*. Existing actuarial opinion and memorandum requirements continue to apply to all annual statements with a year-ending date before the operative date of the *Valuation Manual*.

PBR Actuarial Report requirements applicable to products or types of products subject to PBR as specified in the *Valuation Manual* are provided in VM-31.

IV. Experience Reporting Requirements

Experience reporting requirements are provided in VM-50, Experience Reporting Requirements. The associated experience reporting formats and additional instructions are provided in VM-51, Experience Reporting Formats.

V. Valuation Manual Minimum Standards

This section provides the specific minimum reserve standards as referenced by the preceding sections.

Actuarial Opinion and Report Requirements

This page intentionally left blank.

VM-01: Definitions for Terms in Requirements

VM-01 provides definitions for terms used in the *Valuation Manual*. The definitions in VM-01 do not apply to documents outside the *Valuation Manual* even if referenced or used by the *Valuation Manual*, such as the AP&P Manual. Some terms in the *Valuation Manual* may be defined in specific sections of the *Valuation Manual* instead of being defined in VM-01.

Guidance Note: Any terms defined in Model #820 are noted.

- The term “accident and health insurance” means contracts that incorporate morbidity risk and provide protection against economic loss resulting from accident, sickness or medical conditions and as may be specified in the *Valuation Manual*. (Model #820 definition.)
- The term “accumulated deficiency” means an amount measured as of the end of a projection ~~interval-year, and it equals the negative of~~ the projected ~~statement value of general account and separate account-working reserve less the amount of projected~~ assets, ~~both~~ as of the end of the projection ~~interval-year~~. Accumulated deficiencies may be positive or negative. A positive accumulated deficiency means that there is a cumulative ~~asset shortfall. A negative accumulated deficiency means that there is a cumulative asset surplus~~ loss. (Used in VM 20 and VM 21.)
- The term “Actuarial Standards Board” (ASB) means the board established by the American Academy of Actuaries (Academy) to develop and promulgate Actuarial Standards of Practice (ASOPs).
- The term “annual statement” means the statutory financial statements a company must file using the annual blank with a state insurance commissioner as required under state insurance law.
- The term “anticipated experience assumption” means an expectation of future experience for a risk factor given available, relevant information pertaining to the assumption being estimated.

Guidance Note:

A universally accepted definition of relevant information is not to be found in actuarial literature, but certainly relevant experience is a part of what constitutes relevant information. Actuarial judgment is required in selecting and applying relevant information. In the case of relevant experience, the actuary is given guidance in ASOP No. 52, *Principle-Based Reserves for Life Products*, and ASOP No. 25, *Credibility Procedures*, defining relevant experience and discussing the selection of relevant experience.

- An appointed actuary ~~is~~ means a qualified actuary who:
 - Is appointed by the board of directors, or its equivalent, or by a committee of the board, by Dec. 31 of the calendar year for which the opinion is rendered.
 - Is a member of the Academy.
 - Is familiar with the valuation requirements applicable to life and health insurance.
 - Has not been found by the insurance commissioner (or if so found has subsequently been reinstated as a qualified actuary) following appropriate notice and hearing to have:
 - Violated any provision of, or any obligation imposed by, the insurance law or other law in the course of his or her dealings as a qualified actuary.

Definitions for Terms in Requirements

VM-01

- Been found guilty of fraudulent or dishonest practices.
 - Demonstrated incompetency, lack of cooperation or untrustworthiness to act as a qualified actuary.
 - Submitted to the insurance commissioner during the past five years, pursuant to these AOM requirements, an actuarial opinion or memorandum that the insurance commissioner rejected because it did not meet the provisions of this regulation, including standards set by the ASB.
 - Resigned or been removed as an actuary within the past five years as a result of acts or omissions indicated in any adverse report on examination or as a result of failure to adhere to generally acceptable actuarial standards.
- Has not failed to notify the insurance commissioner of any action taken by any insurance commissioner of any other state similar to that under the paragraph above.
- The term “asset adequacy analysis” means an analysis of the adequacy of reserves and other liabilities being tested, in light of the assets supporting such reserves and other liabilities, as specified in the actuarial opinion.
 - The term “asset-associated derivative” means a derivative program whose derivative instrument cash flows are combined with asset cash flows in performing the reserve calculations.
 - The term “cash flows” means any receipt, disbursement, or transfer of cash or asset equivalents.
 - The term “cash-flow model” means a model designed to simulate asset and liability cash flows.
 - The term “cash surrender value” means, for purposes of these requirements, the amount available to the contract holder upon surrender of the contract, prior to any outstanding contract indebtedness and net of any applicable surrender charges and stated in the contract.
 - The term “claim reserve” means a liability established with respect to any incurred contractual benefits not yet paid as of the valuation date.

Guidance Note: The *Valuation Manual* definition of “claim reserve” is different from the term as used in the AP&P Manual. The claim reserve as defined in the *Valuation Manual* should be interpreted as the sum of two values required by the AP&P Manual: 1) the AP&P “claim liability,” which is the liability for claims unpaid for services or periods prior to the valuation date; plus 2) the AP&P “claim reserve,” which is the liability for claims incurred prior to the valuation date for services or periods after the valuation date. Note that all of these values may include an incurred but not reported component.

- The term “clearly defined hedging strategy” (**CDHS**) means a strategy undertaken by a company to manage risks through the future purchase or sale of hedging instruments and the opening and closing of hedging positions that meet the criteria specified in the applicable **reserve** requirement **section of the *Valuation Manual*. The hedge strategy may be dynamic, static or a combination thereof.**
- The term “commissioner” means the chief insurance regulator of a state, district or territory of the U.S.

Definitions for Terms in Requirements

VM-01

- The term “company” means an entity that: a) has written, issued or reinsured life insurance contracts, A&H insurance contracts, or deposit-type contracts in this state and has at least one such policy in force or on claim; or b) has written, issued or reinsured life insurance contracts, A&H insurance contracts or deposit-type contracts in any state and is required to hold a certificate of authority to write life insurance, A&H insurance or deposit-type contracts in this state. (Model #820 definition.)
- The term “conditional tail expectation” (CTE) means a risk measure that is calculated as the average of all modeled outcomes (ranked from lowest to highest) above a prescribed percentile. For example, CTE 70 is the average of the highest 30% modeled outcomes.
- The term “contract reserve” means a liability established for health and credit insurance with respect to in force contracts equal to the excess of the present value of claims expected to be incurred after a valuation date over the present value of future valuation net premiums.
- The term “deposit-type contract” means contracts that do not incorporate mortality or morbidity risks and as may be specified in the *Valuation Manual*. (Model #820 definition.)
- The term “derivative instrument” means an agreement, option, instrument or a series or combination thereof:
 - To make or take delivery of, or assume or relinquish, a specified amount of one or more underlying interests, or to make a cash settlement in lieu thereof; or
 - That has a price, performance, value or cash flow based primarily upon the actual or expected price, level, performance, value or cash flow of one or more underlying interests. (Source: AP&P Manual.)

This includes, but is not limited to, an option, warrant, cap, floor, collar, swap, forward or future, or any other agreement or instrument substantially similar thereto or any series or combination thereof. Each derivative instrument shall be viewed as part of a specific derivative program.

- The term “derivative program” means a program to buy or sell one or more derivative instruments or open or close hedging positions to achieve a specific objective. Both hedging and non-hedging programs (e.g., for replication or income generation objectives) are included in this definition.
- The term “deterministic reserve” means a reserve amount calculated under a single defined scenario, using a combination of prescribed and company-specific assumptions derived as provided in the *Valuation Manual*.
- The term “discount rates” means the path of rates used to derive the present value.
- The term “domiciliary commissioner” means the chief insurance regulatory official of the state of domicile of the company.
- The term “elimination period” means a specified number of days, weeks or months starting at the beginning of each period of loss, during which no benefits are payable.
- The term “fraternal benefits” means payments made for charitable purposes by a fraternal life insurance company that are consistent with and/or support the fraternal purposes of the company.
- ~~The term “gross wealth ratio” means the cumulative return for the indicated time period and percentile (e.g., 1.0 indicates that the index is at its original level).~~
- The term “guaranteed issue (GI) life insurance policy” means a life insurance policy or certificate

where the applicant must be accepted for coverage if the applicant is eligible. Additionally, the following must hold:

- Eligibility requirements may include being within a specified age range and/or being an active member in an eligible group (e.g., group solicitation in direct marketing).
- Inclusion of any of the following characteristics or product types disqualifies the policy as GI:
 - Actively at work requirement.
 - Employer groups.
 - Acceptance based on any health-related questions or information.
 - Waiving of underwriting requirements based on minimum participation thresholds, such as for worksite marketing.
 - Corporate-owned life insurance (COLI) or bank-owned life insurance (BOLI).
 - Credit life contracts.
 - Juvenile-only products (e.g., under age 15).
 - Preneed life contracts.
 - Policies and certificates issued as a result of exercising a provision (e.g., conversion or guaranteed insurability option riders) from a policy, rider or certificate that do not qualify as GI life insurance.

~~The term “guaranteed minimum death benefit” (GMDB) guarantees, or results in a provision that guarantees, that the amount payable on the death of a contract holder, annuitant, participant or insured; will be not less than, or will be increased by, a minimum amount that may be either specified by or computed from other policy or contract values; and has the potential to produce a contractual total amount payable on such death that exceeds the account value, or in the case of an annuity providing income payments, guarantees payment upon such death of an amount payable on death in addition to the continuation of any guaranteed income payments.~~

~~**Guidance Note:** The definition of GMDB includes benefits that are based on a portion of the excess of the account value over the net of premiums paid less partial withdrawals made (e.g., an earnings enhanced death benefit).~~

- ~~The term “Guaranteed Minimum Accumulation Benefit” (GMAB) means a guaranteed benefit providing, or resulting in the provision, that an amount payable on the contractually determined maturity date of the benefit will be increased and/or will be at least a minimum amount. Only such guarantees having the potential to produce a contractual total amount payable on benefit maturity that exceeds the account value, or in the case of an annuity providing income payments, an amount payable on benefit maturity other than continuation of any guaranteed income payments, are included in this definition.~~
- ~~The term “guaranteed minimum income benefit” (GMIB) means a variable annuity guaranteed living benefit (VAGLB) that provides an option under which the contract holder has the right to apply a specified minimum amount that could be greater than the amount that would otherwise be available in the absence of such benefit to provide periodic income using a specified purchase basis.~~

- i. ~~The term “hybrid GMIB” means a GMIB design that (i) provides guaranteed growth in the benefit basis—(i.e., benefit growth that does not depend on the performance of the account value); and (ii) adjusts the benefit for partial withdrawals by the same dollar amount as the partial withdrawal amount for partial withdrawal amounts not in excess of a stated maximum amount.~~
 - ii. ~~The term “traditional GMIB” means a GMIB design that is not a hybrid GMIB.~~
- ~~The term “guaranteed minimum withdrawal benefit” (GMWB)²² means a design providing, or resulting in, the provision, that the amount withdrawable by the contract holder each year will at least be a minimum amount until the benefit amount depletes or until a contractually specified event occurs, provided that the contract holder does not exceed a maximum withdrawal amount.~~
 - i. ~~The term “lifetime GMWB” means a GMWB design providing, or resulting in, the provision, that the amount withdrawable by the contract holder each year will at least be a minimum amount until—the applicable death defined in the contract, provided that the contract holder does not exceed a maximum withdrawal amount.~~
 - ii. ~~The term “non-lifetime GMWB” means a GMWB design providing, or resulting in, the provision, that the amount withdrawable by the contract holder each year will at least be a minimum amount until, and only until, the benefit amount depletes, even if such depletion occurs before the applicable death defined in the contract, provided that the contract holder does not exceed a maximum withdrawal amount.~~
- The term “guaranteed payout annuity floor” (GPAF) means a provision in an immediate annuity contract that guarantees that one or more of a series of periodic payments under the annuity will not be less than a specified minimum amount that could be greater than the amount that would otherwise be available in the absence of such benefit.
- ~~The term “indexed universal life (IUL) insurance policy” means any universal life (UL) insurance policy where the interest credits are linked to an external reference.~~
- ~~The term “industrial life insurance” means ~~the~~that form of life insurance written under policies under which premiums are payable monthly or more often, bearing the words “industrial policy” or “weekly premium policy” or words of similar import imprinted upon the policies as part of the descriptive matter, and issued by an insurer that, as to such industrial life insurance, is operating under a system of collecting a debit by its agent.~~
- ~~The term “industry basic table” means an NAIC-approved industry experience mortality table (without the valuation margins).~~
- ~~The term “insurance department” means the regulatory agency which by law is charged with the principal responsibility of supervising the business of insurance within a ~~S~~state, territory, or insular possession of the ~~U~~.~~nited~~-States.~~
- The term “life insurance” means contracts that incorporate mortality risk, including annuity and pure endowment contracts, and as may be specified in the *Valuation Manual*. (Model #820 definition.)
- The term “margin” means an amount included in the assumptions, ~~except when the assumptions are prescribed,~~ used to determine the modeled reserve that incorporates conservatism in the calculated value consistent with the requirements of the various sections of the *Valuation Manual*. It is intended to provide for estimation error and adverse deviation.

Definitions for Terms in Requirements

VM-01

- The term “modeled reserve” means the deterministic reserve on the policies determined under VM-20 Section 2.A.1.a, 2.A.2.a and 2.A.3.b, plus the greater of the deterministic reserve and the stochastic reserve on the policies determined under Section 2.A.1.b, 2.A.2.b and 2.A.3.c.
- The term “model segment” means a group of policies and associated assets that are modeled together to determine the path of net asset earned rates.
- The term “mortality segment” means a subset of policies for which a separate mortality table representing the prudent estimate assumption will be determined.
- The term “NAIC” means the National Association of Insurance Commissioners. (Model #820 definition).
- The term “net asset earned rates” (NAER) means the path of earned rates reflecting the net general account portfolio rate in each projection interval (net of appropriate default costs and investment expenses).
- The term “net premium refund liability” means the amount of money the insurance company owes to an insured when the insured cancels his/her loan or insurance prior to its scheduled termination date, net of amounts that the insurer will recover from other parties.
- The term “net premium reserve” (NPR) means the amount determined in Section 3 of VM-20.
- The term “non-guaranteed elements” (NGE) means either: a) dividends under participating policies or contracts; or b) other elements affecting life insurance or annuity policyholder/contract-holder costs or values that are both established and subject to change at the discretion of the insurer.
- The term “non-material secondary guarantee” means a secondary guarantee (SG) that meets the following parameters at time of issue:
 - The policy has only one SG, and that SG is in the form of a required premium (specified annual or cumulative premium).
 - The duration of the SG for each policy is no longer than 20 years from issue through issue age 60, grading down by 2/3-year for each higher issue age to age 82, thereafter five years.
 - The present value of the required premium under the SG must be at least as great as the present value of net premiums resulting from the appropriate Valuation Basic Table (VBT) over the maximum SG duration allowable under the contract (in aggregate and subject to above duration limit).
 - Present values use minimum allowable VBT rates (preferred tables are subject to existing qualification requirements) and the maximum valuation interest rate as defined in VM-20 Section 3.C.2.
 - The minimum premium consists of the annual required premium over the maximum SG duration.

Guidance Note: The unloaded version of the applicable CSO table is available on the Society of Actuaries (SOA) website.

- The term “ordinary life insurance” means any individual life insurance policy that does not meet the definition of industrial life insurance or credit life insurance.

Definitions for Terms in Requirements

VM-01

- The term “path” means a time-indexed sequence of a set of values.
- ~~The term “Principle Based Reserve Actuarial Report” (PBR Actuarial Report) means the supporting information prepared by the company as required by VM-31.~~
- The term “policyholder behavior” or “contract holder behavior” means any action a policyholder, contract holder or any other person with the right to elect options, such as a certificate holder, may take under a policy or contract subject to Model #820 including, but not limited to, lapse, withdrawal, transfer, deposit, premium payment, loan, annuitization, or benefit elections prescribed by the policy or contract but excluding events of mortality or morbidity that result in benefits prescribed in their essential aspects by the terms of the policy or contract. (Model #820 definition)
-
- The term “policyholder efficiency” or “contract holder efficiency” means the phenomenon that policyholders or contract holders will act in their best interest with regard to the value of their policy or contract. A policyholder or contract holder acting with high policyholder efficiency or contract holder efficiency would take actions permitted in ~~his/his/hers/hers~~ policy or contract that would provide the greatest relative value. Such actions include, but are not limited to, not lapsing a low value or no value contract, persisting, surrendering, applying additional premium, and exercising loan and partial surrender provisions.
- ~~The term “preneed” means any life insurance policy or certificate that is issued in combination with, in support of, with an assignment to or as a guarantee for a prearrangement agreement for goods and services to be provided at the time of and immediately following the death of the insured. Goods and services may include, but are not limited to, embalming, cremation, body preparation, viewing or visitation, coffin or urn, memorial stone, and transportation of the deceased. The status of the policy or contract as preneed insurance is determined at the time of issue in accordance with the policy form filing. (Note: Preceding definition taken from the *Preneed Life Insurance Minimum Standards for Determining Reserve Liabilities and Nonforfeiture Values Model Regulation* [#817]) The definition of preneed shall be subject to that definition of preneed in a particular state of issue if such definition is different in that state.~~
- The term “pretax interest maintenance reserve” (PIMR) means the statutory interest maintenance reserve liability ~~adjusted to a pretax basis for each model segment~~ at the projection start date, adjusted to a pretax basis.
- ~~The term “Principle-Based Reserve Actuarial Report” (PBR Actuarial Report) means the supporting information prepared by the company, as required by VM-31.~~
- The term “principle-based valuation” means a reserve valuation that uses one or more methods, or one or more assumptions determined by the insurer and is required to comply with Section 12 of Model #820 as specified in the *Valuation Manual*. (Model #820 definition.)
- The term “projection interval” means the time interval used in the cash-flow model to project the cash-flow amounts (e.g., monthly, quarterly, annually).
- The term “projection period” means the period over which the cash-flow model is run. (This definition applies to life and annuity products only.)
- The term “projection start date” means the date on which the projection period begins.
- The term “projection year” means a 12-month period starting on the projection start date or an anniversary of the projection start date.

Definitions for Terms in Requirements

VM-01

- The term “prudent estimate assumption” means a risk factor assumption developed by applying a margin to the anticipated experience assumption for that risk factor.
- The term “qualified actuary” means an individual who is qualified to sign the applicable statement of actuarial opinion in accordance with the Academy qualification standards for actuaries signing such statements and who meets the requirements specified in the *Valuation Manual*. (Model #820 definition.)
- The term “reinsurance cash flows” means the amount paid under a reinsurance agreement between a ceding company and an assuming company. Positive reinsurance cash flows shall represent amounts payable from the assuming company to the ceding company; negative reinsurance cash flows shall represent amounts payable from the ceding company to the assuming company.
- The term “revenue sharing” means any arrangement or understanding by which an entity responsible for providing investment or other types of services makes payments to the company or to one of its affiliates. Such payments are typically in exchange for administrative services provided by the company or its affiliate, such as marketing, distribution and recordkeeping. Only payments that are attributable to charges or fees from the underlying variable funds or mutual funds supporting the policies or contracts that fall under the scope of the given standard shall be included in the definition of “revenue sharing.”
- The term “risk factor” means an aspect of future experience that is not fully predictable on the valuation date.
- The term “scenario” means a projected sequence of events or risk factors used in the cash-flow model, such as future interest rates, equity performance or mortality.
- The term “scenario greatest present value” means the sum, for a given scenario, of:
 - The greatest of the present values, as of the projection start date, of the projected accumulated deficiencies for the scenario.
 - The starting asset amount.
- The term “scenario reserve” means the amount determined on an aggregated basis for a given scenario that is used as a step in the calculation of the stochastic reserve.
- The term “secondary guarantee” means a conditional guarantee that a policy will remain in force, even if its fund value is exhausted, for either:
 - More than five years (the secondary guarantee period), or
 - Five years or less (the secondary guarantee period) if the specified premium for the secondary guarantee period is less than the net level reserve premium for the secondary guarantee period based on the CSO valuation tables defined in VM-20 Section 3.C and VM-M and the valuation interest rates defined in this section, or if the initial surrender charge is less than 100% of the first year annualized specified premium for the secondary guarantee period.
- The term “shadow account” means a notional account, typically consisting of premium and interest credits and cost of insurance and expense charges, that is associated with certain types of UL universal life policies and is used in conjunction with a secondary guarantee.
- The term “starting asset amount” means an amount equal to the statement value of assets at the cash-flow projection start date.

- The term “stochastic exclusion test” (SET) means a test to determine whether a group of policies is required to comply with stochastic modeling requirements.
- The term “stochastic reserve” means the reserve amount determined by applying a measure (e.g., a prescribed CTE level) to the distribution of scenario reserves over a broad range of stochastically generated scenarios and using a combination of prescribed and company-specific assumptions derived as provided in the *Valuation Manual*.
- The term “tail risk” means a risk that occurs either where the frequency of low probability events is higher than expected under a normal probability distribution or where there are observed events of very significant size or magnitude. (Model #820 definition.)
- The term “unearned premium reserve” means that portion of the premium paid or due to the company that is applicable to the period of coverage extending beyond the valuation date.
- The term “universal life insurance policy” means a life insurance policy where separately identified interest credits (other than in connection with dividend accumulations, premium deposit funds or other supplementary accounts) and mortality and expense charges are made to the policy. A universal life insurance policy may provide for other credits and charges, such as charges for cost of benefits provided by rider.
- The term “valuation date” means the date when the reserve is to be valued as required by Model #820.
- The term “*Valuation Manual*” means the manual of valuation instructions adopted by the NAIC as specified in Model #820 or as subsequently amended. (Model #820 definition.)
- The term “variable annuity guaranteed living benefit” (VAGLB) means a guaranteed benefit providing, or resulting in the provision that, one or more guaranteed benefit amounts payable or accruing to a living contract holder or living annuitant, under contractually specified conditions (e.g., at the end of a specified waiting period, upon annuitization or upon withdrawal of premium over a period of time), will increase contractual benefits should the contract value referenced by the guarantee (e.g., account value) fall below a given level or fail to achieve certain performance levels. Only such guarantees having the potential to provide benefits with a present value as of the benefit commencement date that exceeds the contract value referenced by the guarantee are included in this definition. Payout annuities without minimum payout or performance guarantees are neither considered to contain nor to be VAGLBs.
- The term “variable life insurance policy” means a policy that provides for life insurance, the amount or duration of which varies according to the investment experience of any separate account or accounts established and maintained by the insurer as to the policy.
- The term “VM-20 Reserving Category” means one of the following three terms, as applicable:
 - (a) “Term Reserving Category” shall consist of:
 - i. ~~Term life insurance policies, whether directly written or assumed.~~
 - ii. ~~Term life insurance riders, whether directly written or assumed, that are attached to a base policy of any kind, that is valued under VM-20, but are valued separately from such a base policy.~~
 - iii. ~~Riders and supplemental benefits, whether directly written or assumed, that are attached to and valued with a term life insurance policy, whether directly written or assumed.~~ ~~and~~
 - iv. ~~Life insurance coverage of any kind that the company has assumed on a yearly renewable term (YRT) basis and would be valued under VM-20 had the company~~

~~(i.e., reinsurer →) written it on a direct basis.~~

(b) “ULSG Reserving Category” shall consist of:

- i. ~~ULSG policies directly written, including any policies that are beyond the end of their contractual secondary guarantee period, but excluding any policies in an extended term insurance status or reduced paid-up status.;~~
- ii. ~~Riders and supplemental benefits, whether directly written or assumed, that are attached to and valued with a ULSG policy.;~~~~and~~
- iii. ~~ULSG coverage that the company has assumed on other than a YRT basis, and which would be valued under VM-20 had the company written it on a direct basis, including any beyond the end of the contractual secondary guarantee period.~~

(c) “All Other VM-20 Reserving Category” shall consist of:

- i. ~~All other life insurance coverage valued under VM-20 that does not belong in (a) or (b) above.;~~
- ii. ~~Life insurance policies valued under VM-20 that are in an extended term insurance status or reduced paid-up status, even if they had belonged in (a) or (b) above when originally issued.;~~~~and~~
- iii. ~~Riders and supplemental benefits that do not belong in (a) or (b) above but which are attached to life insurance policies that are valued under VM-20.~~

Guidance Note: See Section II. Riders and Supplemental Benefits for the requirements specifying when a rider or supplemental benefit is to be valued with the base policy or may be valued separately.

~~The term “working reserve” means the assumed estimated reserve amount used in the projections of accumulated deficiencies supporting the calculation of the scenario-greatest present values.~~

Definitions for Terms in Requirements

VM-01

This page intentionally left blank.

VM-02: Minimum Nonforfeiture Mortality and Interest

Table of Contents

Section 1: Purpose 02-1

Section 2: Applicability 02-1

Section 3: Definitions 02-1

Section 3: Interest 02-1

Section 4: Mortality 02-2

Section 1: Purpose

- A. The purpose of VM-02 is to assign the appropriate CSO mortality table and interest rate for use in determining the minimum nonforfeiture standard for life insurance policies issued on and after the operative date of this *Valuation Manual* as authorized by applicable state requirements.

Section 2: Applicability

- A. Any state requirements shall supersede requirements of this VM-02 if conflicted.
- B. Requirements in this VM-02 apply to life insurance policies issued on and after the operative date of this *Valuation Manual*.

Section 3: Definitions

- ~~A. Industrial Life Insurance — That form of life insurance written under policies under which premiums are payable monthly or more often, bearing the words “industrial policy” or “weekly premium policy” or words of similar import imprinted upon the policies as part of the descriptive matter, and issued by an insurer that, as to such industrial life insurance, is operating under a system of collecting a debit by its agent.~~
- ~~B. Preneed — Any life insurance policy or certificate that is issued in combination with, in support of, with an assignment to or as a guarantee for a prearrangement agreement for goods and services to be provided at the time of and immediately following the death of the insured. Goods and services may include, but are not limited to, embalming, cremation, body preparation, viewing or visitation, coffin or urn, memorial stone, and transportation of the deceased. The status of the policy or contract as preneed insurance is determined at the time of issue in accordance with the policy form filing. (Note: Preceding definition taken from the *Preneed Life Insurance Minimum Standards for Determining Reserve Liabilities and Nonforfeiture Values Model Regulation* [#817].) The definition of preneed shall be subject to that definition of preneed in a particular state of issue if such definition is different in that state.~~
- ~~C. Ordinary Life [to be completed].~~

Section 34: Interest

- A. The nonforfeiture interest rate for any life insurance policy issued in a particular calendar year beginning on and after the operative date of the *Valuation Manual* shall be equal to 125% of the calendar year statutory valuation interest rate defined for the NPR in the *Valuation Manual* for a life insurance policy with nonforfeiture values, whether or not such sections apply to such policy for valuation purposes, rounded to the nearer one-quarter of 1%, provided, however, that the nonforfeiture interest rate shall not be less than 4%.

Guidance Note: For flexible premium universal life insurance policies as defined in Section 3.D of the *Universal Life Insurance Model Regulation* (#585), this is not intended to prevent an interest rate guarantee less than the nonforfeiture interest rate.

Section 54: Mortality

Guidance Note: As any new CSO mortality tables are adopted in the future, language or paragraphs will need to be added here to define what business is to use which tables. This will need to be coordinated with the valuation requirements contained in other sections of the *Valuation Manual*. Because of the various implications to systems, form filings and related issues (such as product tax issues), lead time is needed to implement new requirements without market disruption. Thus, it is recommended that the transition period referenced in the guidance note in VM-20 Section 3.C.1.e be adopted—that is, that there be a transition period of about 4.5 years, that the table be adopted by July 1 of a given year, that it be permitted to be used starting Jan. 1 of the second following calendar year, and that it be optional until Jan. 1 of the fifth following calendar year, and thereafter mandatory.

A. Ordinary Life Insurance Policies

1. For ordinary life insurance policies issued on or after Jan. 1, 2017, and prior to Jan. 1, 2020, except as provided below in ~~paragraph Section 4.A.2 and in~~ Section 54.B or in Section 54.E below, the minimum nonforfeiture standard shall be determined using the 2001 CSO Mortality Table as defined in VM-M of this manual and subject to the requirements defined in VM-A-814 in VM-A of this manual for using this mortality table and subject to minimum standards. The 2001 CSO Preferred Class Structure Tables shall not be used to determine the minimum nonforfeiture standard.
2. Except as provided in Section 4.B and Section 4.E, and sSubject to the requirements stated in a. and b. below, the 2017 CSO Mortality Table as defined in VM-M Section 1.H:
 - a. May, at the election of the company, be used for one or more specified plans of insurance issued on or after Jan. 1, 2017, to which Section 5cH(6) of the Standard Nonforfeiture Law for Life Insurance (#808) is applicable, and be used to determine minimum nonforfeiture standards according to the Model #808 or the state's equivalent statute. The 2017 CSO Preferred Structure Tables shall not be used to determine the minimum nonforfeiture standard.
 - b. Shall, for policies issued on or after Jan. 1, 2020, to which Section 5cH(6) of ~~the Standard Nonforfeiture Law for Life Insurance (Model #808)~~ is applicable, be used to determine minimum nonforfeiture standards according to Model #808 or the state's equivalent statute. The 2017 CSO Preferred Structure Tables shall not be used to determine the minimum nonforfeiture standard.
3. The following requirements shall apply with respect to the use of the 2017 CSO Mortality Table:
 - a. For each plan of insurance with separate rates for smokers and nonsmokers, an insurer may use:
 - i. Composite mortality tables to determine minimum cash surrender values and amounts of paid-up nonforfeiture benefits; or
 - ii. Smoker and nonsmoker mortality to determine minimum cash surrender values and amounts of paid-up nonforfeiture benefits.
 - b. For plans of insurance without separate rates for smokers and nonsmokers, the

composite mortality tables shall be used.

- c. For the purpose of determining minimum cash surrender values and amounts of paid-up nonforfeiture benefits, the 2017 CSO Mortality Table may, at the option of the company for each plan of insurance, be used in its ultimate or select and ultimate form.
- d. Gender-blended tables shall apply in the following circumstances:

For any ordinary life insurance policy delivered or issued for delivery that uses the same premium rates and charges for male and female lives or is issued in circumstances where applicable law does not permit distinctions on the basis of gender, a mortality table that is a blend of the 2017 CSO Mortality Table (M) and the 2017 CSO Mortality Table (F) may, at the option of the company for each plan of insurance, be used in determining minimum cash surrender values and amounts of paid-up nonforfeiture benefits.

B. Preneed Life Insurance Policies

Pre-need life insurance policies issued on or after the operative date of this *Valuation Manual* shall have the minimum nonforfeiture standard computed based on the 1980 CSO Mortality Tables as defined in Appendix M.

C. Same Minimum Nonforfeiture Standard for Men and Women

For any ordinary life insurance policy that uses the same premium rates and charges for male and female lives or is issued in circumstances where applicable law does not permit distinctions on the basis of gender, the minimum nonforfeiture standard shall use the gender-blended mortality derived from the mortality table assigned in VM-02 for use in determining the minimum nonforfeiture standard. Weights used to determine the gender-blended table shall follow those provided in the *NAIC Procedure for Permitting Same Minimum Nonforfeiture Standards for Men and Women Insured Under 1980 CSO and 1980 CET Mortality Tables* (#811). The company may choose from among the blended tables, as appropriate, developed by the Academy CSO Task Force and adopted by the NAIC in December 2002 (preceding sentence taken from the *Recognition of the 2001 CSO Mortality Table for Use in Determining Minimum Reserve Liabilities and Nonforfeiture Benefits Model Regulation* [#814], Section 7.B). These tables are defined in Appendix M under Gender Blended Tables.

D. Industrial Life Insurance

The minimum nonforfeiture standard values for industrial life insurance policies shall be determined using the 1961 Commissioners Standard Industrial Mortality Tables as defined in VM-M.

E. Guaranteed Issue Life Insurance


The minimum nonforfeiture standard values for GI life insurance policies issued before Jan. 1, 2020, shall be determined using the ultimate form of the 2001 CSO Table. The company may elect to use the 2017 CSO Table in place of the 2001 CSO ultimate table for policies issued Jan. 1, 2017, through Dec. 31, 2019.

The minimum nonforfeiture standard values for GI life insurance policies issued after Dec. 31, 2019, shall be determined using the ~~2017 Commissioners Standard Guaranteed Issue Mortality Tables (2017 CSGI) defined in VM-M~~ ultimate form of the 2001 CSO Table. The company may elect to use the ~~2017 CSGI~~ 2017 Commissioners Standard Guaranteed Issue Mortality Tables (2017

Minimum Nonforfeiture Mortality and Interest

VM-02

| CSGI defined in VM-M in place of the 2001 CSO ultimate tables for policies issued during calendar year 2019.



This page intentionally left blank.

VM-20: Requirements for Principle-Based Reserves for Life Products

Table of Contents

Section 1:	Purpose	20-1
Section 2:	Minimum Reserve	20-1
Section 3:	Net Premium Reserve	20-4
Section 4:	Deterministic Reserve	20-15
Section 5:	Stochastic Reserve	20-16
Section 6:	Stochastic and Deterministic Exclusion Tests	20-18
Section 7:	Cash-Flow Models	20-23
Section 8:	Reinsurance	20-37
Section 9:	Assumptions	20-42
Appendix 1:	Additional Description of Economic Scenarios	20-73
Appendix 2:	Tables for Calculating Asset Default Costs and Asset Spreads, Including Basis of Tables	20-77

Section 1: Purpose

- A. These requirements establish the minimum reserve valuation standard for individual life insurance policies issued on or after the operative date of the *Valuation Manual* and subject to a principle-based valuation with an NPR floor under Model #820. These requirements constitute the Commissioners Reserve Valuation Method (CRVM) for policies of individual life insurance.

Section 2: Minimum Reserve

- A. All policies subject to these requirements shall be included in one of the ~~VM-20 Reserving Categories, by product groups defined by as specified in~~ Section 2.A.1, Section 2.A.2 and Section 2.A.3 below. The company may elect to exclude one or more groups of policies from the stochastic reserve calculation and/or the deterministic reserve calculation. When excluding a group of policies from a reserve calculation, the company must document that the applicable exclusion test defined in Section 6 is passed for that group of policies. The minimum reserve for each ~~VM-20 Reserving Category product group~~ is defined by Section 2.A.1, Section 2.A.2 and Section 2.A.3, and the total minimum reserve equals the sum of the Section 2.A.1, Section 2.A.2 and Section 2.A.3 results below, defined as:
 - 1. Term ~~Reserving Category Policies~~ — All ~~term~~ policies ~~and riders belonging in the Term Reserving Category~~ are to be included in Section 2.A.1.b unless the company has elected to exclude a group of ~~them policies~~ from the stochastic reserve calculation and has applied the stochastic exclusion test (SET) defined in Section 6, passed the test and documented the results.
 - a. For the group of ~~term~~ policies ~~and riders subject to Section 3.A.1~~ for which the company did not compute the stochastic reserve: the sum of the policy minimum NPRs for those policies plus the excess, if any, of the deterministic reserve for those policies determined pursuant to Section 4 over the quantity (A-B), where A = the sum of the policy minimum NPRs for those policies, and B = any due and deferred premium asset held on account of those policies.
 - b. For the group of ~~term~~ policies ~~and riders subject to Section 3.A.1~~ for which the company computes all three reserve calculations: the sum of the policy minimum NPRs for those policies plus the excess, if any, of the greater of the deterministic reserve for those policies determined pursuant to Section 4 and the stochastic reserve for those policies determined pursuant to Section 5 over the quantity

(A–B), where A = the sum of the policy minimum NPR's for those policies, and B = any due and deferred premium asset held on account of those policies.

- c. The due and deferred premium asset, if any, shall be based on the valuation net premiums computed in accordance with Section 3.B.4.a, for the base policy, determined without regard to any NPR floor amount from Section 3.D.1. The valuation net premium is zero in the first policy year for policies in the Term product group. Since the due and deferred premium asset and unearned premium reserve are based on the valuation net premium, it follows that these are also zero in the first policy year.

Guidance Note: This may not be the case for riders that use a different reserving method.

2. ULSG Reserving Category Policies — All ULSG policies and riders belonging to the ULSG Reserving Category are to be included in Section 2.A.2.b unless the company has elected to exclude a group of policies them from the stochastic reserve calculation and has applied the SET defined in Section 6, passed the test and documented the results.
 - a. For the group of ULSG policies and riders subject to Section 3.A.1 for which the company did not compute the stochastic reserve: the sum of the policy minimum NPRs for those policies plus the excess, if any, of the deterministic reserve for those policies determined pursuant to Section 4 over the quantity (A–B), where A = the sum of the policy minimum NPRs for those policies, and B = any due and deferred premium asset held on account of those policies.
 - b. For the group of ULSG policies and riders subject to Section 3.A.1 for which the company computes all three reserve calculations: the sum of the policy minimum NPRs for those policies plus the excess, if any, of the greater of the deterministic reserve for those policies determined pursuant to Section 4 and the stochastic reserve for those policies determined pursuant to Section 5 over the quantity (A–B), where A = the sum of the policy minimum NPRs for those policies, and B = any due and deferred premium asset held on account of those policies.
 - c. The due and deferred premium asset, if any, shall be based on the valuation net premiums computed in accordance with Section 3.B.5, for the base policy, determined without regard to any NPR floor amount from Section 3.D.2.

3. All Other VM-20 Reserving Category (Life Insurance Policies Subject to Section 3.A.2) – All life insurance policies and riders belonging to in the All Other VM-20 Reserving Category subject to Section 3.A.2 are to be included in Section 2.A.3.c unless the company has elected to exclude a the group of them policies from the stochastic reserve calculation or both the deterministic and stochastic reserve calculations and has applied the applicable exclusion test defined in Section 6, passed the test and documented the results.
 - a. For the group of policies subject to Section 3.A.2 and riders for which the company did not compute the deterministic reserve nor the stochastic reserve: the sum of the policy minimum NPRs for those policies.
 - b. For the group of policies subject to and riders Section 3.A.2 for which the company did not compute the stochastic reserve but did compute the deterministic reserve: the sum of the policy minimum NPRs for those policies plus the excess, if any, of the deterministic reserve for those policies determined pursuant to Section 4 over the quantity (A–B), where A = the sum of the policy minimum NPRs for those

policies, and B = any due and deferred premium asset held on account of those policies.

- c. For the group of policies ~~and riders subject to Section 3.A.2~~ for which the company computes all three reserve calculations: the sum of the policy minimum NPRs for those policies plus the excess, if any, of the greater of the deterministic reserve for those policies determined pursuant to Section 4 and the stochastic reserve for those policies determined pursuant to Section 5 over the quantity (A-B), where A = the sum of the policy minimum NPRs for those policies, and B = any due and deferred premium asset held on account of those policies.
- B. Section 3 defines the requirements for the policy NPR, ~~and Section 3.F defines how that reserve is attributed to a product group~~. Section 4 defines the requirements for the deterministic reserve, and Section 4.C defines how that reserve is attributed to a ~~VM-20 Reserving Category product group~~. Section 5 defines the requirements for the stochastic reserve, and Section 5.G defines how that reserve is determined for each ~~VM-20 Reserving Category product group~~.
- C. The reserve for each ~~VM-20 Reserving Category product group~~ as determined in Section 2.A.1, Section 2.A.2 or Section 2.A.3 shall be allocated to each policy within that ~~VM-20 Reserving Category product group~~ in the same proportion as the minimum NPR for that policy to the minimum NPR for the ~~VM-20 Reserving Category product group~~ ~~with the exception to make best efforts to minimize allocating the deterministic or stochastic reserve in excess of the net premium reserve, with any adjustment for due and deferred premiums, to policies which did not produce this excess. A clear example is to use the NPR per policy in Section 2.A.3.a as the allocated reserve per policy, given that no deterministic or stochastic reserve is used in Section 2.A.3.a.~~
- ~~D. A group of policies for which neither deterministic nor stochastic reserves are required or calculated are not subject to principle-based valuation as defined under Model #820. The reserves for supplemental benefits and riders shall be calculated consistent with the requirements for "Riders and Supplemental Benefits" in Section II, -Reserve Requirements.~~
- ~~D.E.~~ The company may calculate the deterministic reserve and the stochastic reserve as of a date no earlier than three months before the valuation date, using relevant company data, provided an appropriate method is used to adjust those reserves to the valuation date. Company data used for experience studies to determine prudent estimate assumptions are not subject to this three-month limitation.
- ~~E.F.~~ If a company has separate account business, the company shall allocate the minimum reserve between the general and separate accounts subject to the following:
1. The amount allocated to the general account shall not be less than zero and shall include any liability related to contractual guarantees provided by the general account.
 2. The amount allocated to the separate account shall not be less than the sum of the cash surrender values and not be greater than the sum of the account values attributable to the separate account portion of all such contracts.
- ~~F.G.~~ A company may use simplifications, approximations and modeling efficiency techniques to calculate the NPR, the deterministic reserve and/or the stochastic reserve required by this section if the company can demonstrate that the use of such techniques does not understate the reserve by a material amount, and the expected value of the reserve calculated using simplifications, approximations and modeling efficiency techniques is not less than the expected value of the reserve calculated that does not use them. The preceding demonstration requirements of Section 2.G do not apply to the use of model segmentation for purposes of determining the net asset earned rates.

Guidance Note:

Examples of modeling efficiency techniques include, but are not limited to:

1. Choosing a reduced set of scenarios from a larger set consistent with prescribed models and parameters.
2. Generating a smaller liability or asset model to represent the full seriatim model using grouping compression techniques or other similar simplifications.

There are multiple ways of providing the demonstration required by Section 2.G. The complexity of the demonstration depends upon the simplifications, approximations or modeling efficiency techniques used. Examples include, but are not limited to:

1. Rounding at a transactional level in a direction that is clearly and consistently conservative or is clearly and consistently unbiased with an obviously immaterial impact on the resulting reserve (e.g., rounding to the nearest dollar) would satisfy 2.G without needing a demonstration. However, rounding to too few significant digits relative to the quantity being rounded, even in an unbiased way, may be material and in that event, the company may need to provide a demonstration that the rounding would not produce a material understatement in the reserve.
2. A brute force demonstration involves calculating the minimum reserve both with and without the simplification, approximation or modeling efficiency technique, and making a direct comparison between the resulting reserves. Regardless of the specific simplification, approximation or modeling efficiency technique used, brute force demonstrations always satisfy the requirements of Section 2.G.
3. Choosing a reduced set of scenarios from a larger set consistent with prescribed models and parameters and providing a detailed demonstration of why it did not understate the reserve by a material amount and the expected value of the reserve would not be less than the expected value of the reserve that would otherwise be calculated. This demonstration may be a theoretical, statistical or mathematical argument establishing, to the satisfaction of the insurance commissioner, general bounds on the potential deviation in the reserve estimate rather than a brute force demonstration.
4. Selecting a margin for lapse rates where the directionality of the margin changes at a certain duration may require a detailed, calculation-based demonstration. Rather than a brute force demonstration, a company may be able to use representative cells to establish a materiality range supporting the use of a simplified lapse margin using, for example, the average duration that the directionality of the margin changes.

~~G. The reserves for supplemental benefits and riders shall be calculated consistent with the requirements for "Riders and Supplemental Benefits" in Section II - Reserve Requirements.~~

~~H. The company shall establish, for the DR and SR, a standard containing the criteria for determining whether an assumption, risk factor or other element of the principle-based valuation has a material impact on the size of the reserve. This standard shall be applied when identifying material risks. Such a standard shall also apply to the NPR with respect to VM-20 Section 2.G.~~

Guidance Note:

~~For example, the standard may be expressed as an impact of more than X dollars or Y% of the~~

~~reserve, whichever is greater, where X and Y are chosen in a manner that is meant to stand the test of time and not need periodic revision.~~

~~The standard is based on the impact relative to the size of the NPR, DR, and SR as opposed to the impact relative to the overall financial statement (e.g., total company reserves or surplus). Reviewing items that may lead to a material misstatement of the financial statement in the current year is appropriate in its own context, but it is not appropriate for identifying material risks for PBR, which itself is an emerging risk.~~

~~Note that the criteria apply to the NPR, DR, and SR, and not just the final reported reserve. For example, if the DR is less than the NPR, the criteria still apply to the DR.~~

~~The standard also applies to exclusion tests, as they are an element of the principle-based valuation.~~

Section 3: Net Premium Reserve

A. Applicability

~~1.~~ The NPR for each term policy and for each ULSG policy must be determined on a serialtim basis pursuant to Section 3.

~~When valuing term riders pursuant to Paragraph E in Section II C “Riders and Supplemental Benefits Requirements” in Section II, the reserve requirements for term policies are applicable.~~

~~Guidance Note: When valuing term riders pursuant to Section II A.2 “Riders and Supplemental Benefits,” the reserve requirements for term policies are applicable.~~

~~2.~~ Except for policies subject to Section 3.A.1, the NPR shall be determined pursuant to applicable methods in VM-A and VM-C for the basic reserve. The mortality tables to be used are those defined in Section 3.C.1 and in VM-M Section 1.H.

B. For purposes of this section, a policy with “multiple secondary guarantees” is one that: a) simultaneously has more than one shadow account; b) simultaneously has more than one cumulative premium type of guarantee; or c) simultaneously has at least one of each. A single shadow account with a variety of possible end dates to the secondary guarantee, depending on the policyholder’s choice of funding level, constitutes a single—not multiple—secondary guarantee.

Guidance Note:

Policy designs that are created simply to disguise guarantees or exploit a perceived loophole must be treated in a manner similar to more typical product designs with similar guarantees. If a policy contains multiple secondary guarantees, such that a subset of those secondary guarantees in combination represent an implicit guarantee that would produce a higher NPR if that implicit guarantee were treated as an explicit secondary guarantee of the policy, then the policy should be treated as if that implicit guarantee were an explicit guarantee. For example, if there were a policy with a “sequential secondary guarantee” where only one secondary guarantee applied at any given point in time but with a series of secondary guarantees strung together with one period ending when the next one began, the

combined terms of the secondary guarantees would be regarded as a single secondary guarantee.

For the purposes of Section 3, the following terms apply:

1. The “fully funded secondary guarantee” at any time is:
 - a. For a shadow account secondary guarantee, the minimum shadow account fund value necessary to fully fund the secondary guarantee for the policy at that time. For any policy for which the secondary guarantee contractually cannot be fully funded in advance, this shall be the present value of the contractually permitted premium stream that would fully fund the guarantee at the earliest possible date (using the valuation interest rate and mortality standard specified in Section 3.C).
 - b. For a cumulative premium secondary guarantee, the amount of cumulative premiums required to have been paid to that time that would result in no future premium requirements to fully fund the guarantee, accumulated with any interest or accumulation factors per the contract provisions for the secondary guarantee. For any policy for which the secondary guarantee contractually cannot be fully funded in advance, this shall be the present value of the contractually permitted premium stream that would fully fund the guarantee at the earliest possible date (using the valuation interest rate and mortality standard specified in Section 3.C).
2. The “actual secondary guarantee” at any time is:
 - a. For a shadow account secondary guarantee, the actual shadow account fund value at that time.
 - b. For a cumulative premium secondary guarantee, the actual premiums paid to that point in time, accumulated with any interest or accumulation factors per the contract provisions for the secondary guarantee.
3. The “level secondary guarantee” at any time is:
 - a. For a shadow account secondary guarantee, the shadow account fund value that would have existed at that time assuming payment of the level gross premium determined according to Section 3.B.6.c.i.
 - b. For a cumulative premium secondary guarantee, the amount of cumulative level gross premiums determined according to Section 3.B.6.c.i, accumulated with any interest or accumulation factors per the contract provisions for the secondary guarantee.

Guidance Note: The definition of the NPR in Section 3.B.4, Section 3.B.5 and Section 3.B.6 is intended to result in a terminal NPR under the assumption of an annual mode gross premium. The gross premium referenced should be the gross premium for the policy assuming an annual premium mode. The reported reserve as of any valuation date should reflect the actual premium mode for the policy and the actual valuation date relative to the policy issue date either directly or through adjusting accounting entries.

4. For all ~~term~~ policies and riders within the Term Reserving Category, other than those addressed in Section 3.B.8 below, the NPR; on any valuation date ~~the NPR~~ shall be equal

to the actuarial present value of future benefits less the actuarial present value of future annual valuation net premiums as follows:

- a. The annual valuation net premiums shall be a uniform percent of the respective adjusted gross premiums, described in Section 3.B.4.b, such that at issue the actuarial present value of future valuation net premiums shall equal the actuarial present value of future benefits plus an amount equal to \$2.50 per \$1,000 of insurance for the first policy year only.

Guidance Note: When calculating the present values under Section 3.B.4.a.i and Section 3.B.4.a.ii, benefits and premiums during the years following the end of the level term period should be projected assuming that the policies subject to the shock lapse in each year do not pay the higher premium in that year.

~~A shock lapse is deemed to have occurred in any year for which the prescribed lapse rate is greater than or equal to 25%. For policies subject to the shock lapse provisions of Section 3.C.3.b.v, valuation net premiums for policy years after the a shock lapse shall be limited and may result in two uniform percentages, one applicable to policy years prior to the that shock lapse and one applicable to policy years following the that shock lapse. However, for policies with more than one shock lapse, only one shock lapse shall be subject to such treatment, namely the one that would produce the largest ratio ii/i as computed below before any such percentages are applied. For these policies, these percentages shall be determined as follows:~~

- i. Compute the actuarial present value of benefits for policy years following the shock lapse.
 - ii. Compute the actuarial present value of valuation net premiums for policy years following the shock lapse.
 - iii. If ii/i is greater than 135%, reduce the net valuation premiums in ii uniformly to produce a ratio of ii/i of 135%.
 - iv. If the application of iii produces an adjustment to the net valuation premiums following the shock lapse, increase the net valuation premiums for policy years prior to the shock lapse by a uniform percentage such that at issue the actuarial present value of future valuation net premiums equals the actuarial present value of future benefits plus \$2.50 per \$1,000 of insurance for the first policy year only.
- b. Adjusted gross premiums shall be determined as follows:
 - i. The adjusted gross premium for the first policy year shall be set at zero.
 - ii. The adjusted gross premium for any year from the second through fifth policy year shall be set at 90% of the corresponding gross premium for that policy year.
 - iii. The adjusted gross premium for any year after the fifth policy year shall be set equal to the corresponding gross premium for that policy year.
 - c. The gross premium in any policy year is the maximum guaranteed gross premium for that policy year, inclusive of any applicable policy fee.

- d. Actuarial present values are calculated using the interest, mortality and lapse assumptions prescribed in Section 3.C.
5. For ~~all policies and riders within any ULSG policy~~ the ULSG Reserving Category; prior to the point when all secondary guarantee periods have expired, the NPR shall be determined in Section 3.B.6 below. ~~Once all secondary guarantee periods have expired, the NPR shall, subject to the floors specified in Section 3.D.2, be the reserve calculated in Section 3.B.5.a through Section 3.B.5.g below. A~~ reserve shall be determined by the policy features and guarantees of the policy without considering any secondary guarantee provisions. The ~~reserve NPR~~ shall be calculated as follows:
- Determine the level gross premium at issue, assuming payments are made each year for which premiums are permitted to be paid, such period defined as “s” in this subsection, that would keep the policy in force for the entire period coverage is to be provided based on the policy guarantees of mortality, interest and expenses.
 - Using the level gross premium from Section 3.B.5.a, determine the value of the expense allowance components for the policy at issue as x_1 , y_{2-5} and z_1 defined below.

x_1 = a first-year expense equal to the level gross premium at issue

y_{2-5} = an expense equal to 10% of the level gross premium and applied in each year from the second through fifth policy year

z_1 = a first-year expense of \$2.50 per \$1,000 of insurance issued

~~The expense allowance shall be amortized over the period during which premiums are permitted to be paid. E_{x+t} (The expense allowance balance, E_{x+t} , as of the end of policy year t, shall be calculated as follows over the period for which premiums are permitted to be paid:~~

$$E_{x+t} = VNPR \cdot \ddot{a}_{x+t:\overline{s-t}|} [(x_1 + z_1) / \ddot{a}_{x:\overline{s}|} + y_{2-5} \cdot C_{x+t}] \quad \text{for } t < s$$

$$= 0 \quad \text{for } t \geq s$$

Where:

$t = 1, 2, \dots$ (number of completed years since issue)

$VNPR = \text{Valuation Net Premium Ratio from 3.B.5.c.}$

$$C_{x+t} = 0 \quad \text{when } t = 1$$

$$= \sum_{w=1}^{t-1} (1 / \ddot{a}_{x+w:\overline{s-w}|}) \quad \text{when } 2 \leq t \leq 5$$

$$= C_{x+5} \quad \text{when } t > 5$$

- Determine the annual valuation net premiums as that uniform percentage (the valuation net premium ratio) of the respective gross premiums, such that at issue the actuarial present value of future valuation net premiums shall equal the actuarial present value of future benefits.
- For a policy issued at age x , at any duration ~~on any valuation date~~ t , the net premium reserve shall equal:

$m_{x+t} \cdot r_{x+t}$ Where:

i. m_{x+t} = the actuarial present value of future benefits less the actuarial present value of future valuation net premiums and less the unamortized expense allowance for the policy, E_{x+t} ,

a. **Guidance Note:** For a non-integer value of t , E_{x+t} is obtained by taking the present value at duration t of E_{x+T} , where T is the next higher integer; i.e., entails discounting by valuation interest and survivorship for the fractional year between the valuation date and the next anniversary ($T - t$).

ii. Let:

e_{x+t} = max (the actual policy fund value on the valuation date ~~+~~0)

f_{x+t} = the policy fund value on the valuation date ~~+~~is that amount which, together with the payment of the future level gross premiums determined in Section 3.B.5.a above, keeps the policy in force for the entire period coverage is to be provided, based on the policy guarantees of mortality, interest and expenses.

Then set r_{x+t} equal to:

1, if $f_{x+t} \leq 0$

$\min([e_{x+t} / f_{x+t}], 1)$, otherwise

- e. The future benefits used in determining the value of m_{x+t} shall be based on the greater of e_{x+t} and f_{x+t} together with the future payment of the level gross premiums determined in Section 3.B.5.a above, and assuming the policy guarantees of mortality, interest and expenses.
- f. The values of \ddot{a} are determined using the NPR interest, mortality and lapse assumptions applicable on the valuation date.
- g. Actuarial present values referenced in this Section 3.B.5 are calculated using the interest, mortality and lapse assumptions prescribed in Section 3.C.
6. For ~~all policies and riders within any ULSG policy, the ULSG Reserving Category, the NPR shall be determined as follows.~~ Prior to the point when all secondary guarantee periods have expired, the NPR shall, subject to the floors specified in Section 3.D.2, be the greater of the reserve amount determined according to Section 3.B.5, assuming the policy has no secondary guarantees, and the reserve amount for the policy determined according to the methodology and requirements in Section 3.B.6.b through Section 3.B.6.e below.
- a. After the expiration of all secondary guarantee periods, the NPR shall be the NPR determined according to Section 3.B.5 only, subject to the floors specified in 3.D.2.
- b. The NPR shall be calculated as in Section 3.B.6.c through Section 3.B.6.e below, and the resulting NPR shall be used in the comparison with the NPR calculated in accordance with Section 3.B.5. If the policy has multiple secondary guarantees, the NPR shall be calculated as below for the secondary guarantee that provides the

greatest NPR as of the valuation date. For the purposes of this subsection, let n be the longest number of years the policy can remain in force under the provisions of the secondary guarantee. However, if a shorter period produces a materially greater NPR, then n shall be that shorter number of years.

c. As of the policy issue date:

- i. Determine the level gross premium at issue, assuming payments are made each year for which premiums are permitted to be paid, such period defined as v years in this subsection, that would keep the policy in force to the end of year n , based on policy provisions, including the secondary guarantee provisions, such as mortality, interest and expenses. In no event shall v be greater than n for purposes of the NPR calculated in this subsection.

- ii. Using the level gross premium from Section 3.B.6.c.i above, determine the value of the expense allowance components for the policy at issue as x_1 , y_{2-5} and z_1 defined below.

x_1 = a first-year expense equal to the level gross premium at issue

y_{2-5} = an expense equal to 10% of the level gross premium and applied in each year from the second through fifth policy year

z_1 = a first-year expense of \$2.50 per \$1,000 of insurance issued

The expense allowance shall be amortized over the span of years in the secondary guarantee period during which premiums are permitted to be paid. E_{x+t} , (The expense allowance, E_{x+t} , balance as of the end of the policy year t , shall be computed as follows over the period for which premium are permitted to be paid:

$$E_{x+t} = VNPR \cdot \ddot{a}_{x+t:\overline{v-t}|} \left[\frac{x_1 + z_1}{\ddot{a}_{x:v}|} + y_{2-5} \cdot C_{x+t} \right] \quad \text{for } t < v$$

$$= 0 \quad \text{for } t \geq v$$

Where:

$t = 1, 2, \dots$ (number of completed years since issue)

$VNPR$ = Valuation Net Premium Ratio from 3.B.6.c.iii

$$C_{x+t} = 0 \quad \text{when } t = 1$$

$$= \sum_{w=1}^{t-1} (1/\ddot{a}_{x+w:\overline{v-w}|}) \quad \text{when } 2 \leq t \leq 5$$

$$= C_{x+5} \quad \text{when } t > 5$$

- iii. Determine the annual valuation net premiums at issue as that uniform percentage (the valuation net premium ratio) of the respective gross premiums such that at issue the actuarial present value of future valuation net premiums over the n -year period shall equal the actuarial present value of future benefits over the n -year period. The valuation net premium ratio determined shall not change for the policy.

- d. After the policy issue date, on each future valuation date, the NPR shall be determined as follows:
- i. As of the valuation date for the policy being valued, determine the actual secondary guarantee, denoted ASG_{x+t} , as outlined in Section 3.B.2 and the fully funded secondary guarantee, denoted $FFSG_{x+t}$, as outlined in Section 3.B.1.
 - ii. Divide ASG_{x+t} by $FFSG_{x+t}$, with the resulting ratio capped at 1. The ratio is intended to measure the level of prefunding for a secondary guarantee, which is used to establish reserves. Assumptions within the numerator and denominator of the ratio, therefore, must be consistent in order to appropriately reflect the level of prefunding. As used here, “assumptions” include any factor or value, whether assumed or known, which is used to calculate the numerator or denominator of the ratio.
 - iii. Compute the net single premium (NSP_{x+t}) on the valuation date for the coverage provided by the secondary guarantee for the period of time ending at attained age $x+n$ remainder of the secondary guarantee period, using the interest, lapse and mortality assumptions prescribed in Section 3.C below. The net single premium (NSP) shall include consideration for death benefits only.
 - iv. The NPR for an insured age x at issue at time t shall be according to the formula below:

$$\text{Min} \left[\frac{ASG_{x+t}}{FFSG_{x+t}}, 1 \right] \cdot NSP_{x+t} - E_{x+t}$$

Guidance Note: For a non-integer value of t , E_{x+t} is obtained by taking the present value at duration t of E_{x+T} , where T is the next higher integer, i.e., entails discounting by valuation interest, mortality, and lapse for the fractional year between the valuation date and next anniversary ($T - t$).

- e. Actuarial present values referenced in this Section 3.B.6 are calculated using the interest, mortality and lapse assumptions prescribed in Section 3.C below.

7. The actuarial present value of future benefits equals the present value of future benefits including, but not limited to, death, endowment (including endowments intermediate to the term of coverage) and cash surrender benefits. Future benefits are before reinsurance and before netting the repayment of any policy loans.

7.8. For life insurance coverage that the company has assumed on a ~~Yearly-Renewable-Term~~ basis, the reinsurer’s net premium reserve shall be one half year’s cost of insurance for the reinsured net amount at risk.

C. Net Premium Reserve Assumptions

1. Mortality Rates

- a. Except as indicated in Section 3.C.1.b, and subject to the conditions outlined for reserves in VM-A-814 and A-815 in Appendix A of this manual, the mortality standard used in determining the present values described in Section B of this section shall be the 2001 CSO Mortality Table as defined in VM-M Section 1.G. of this manual.

- b. Subject to the conditions defined in Section 3.C.1.c, the 2017 CSO Mortality Tables as defined in VM-M Section 1.H are required as the valuation standard for ordinary life policies issued on or after Jan. 1, 2020, and subject to this section. A company may elect to apply this table to determine minimum reserve standards to one or more plans of insurance for policies issued on or after Jan. 1, 2017. The 2017 CSO Mortality Tables shall be used for the Actuarial Method, as defined in the *Term and Universal Life Insurance Reserve Financing Model Regulation* (#787), for all policy issue dates.
- c. Conditions for application of the 2017 CSO:
- i. For each plan of insurance with separate rates for smokers and nonsmokers, an insurer may use:
 - C. Composite mortality tables to determine minimum reserve liabilities; or
 - D. Smoker and nonsmoker mortality to determine minimum reserve liabilities if nonforfeiture values are also determined using smoker and nonsmoker mortality.
 - ii. For plans of insurance without separate rates for smokers and nonsmokers, the composite mortality tables shall be used.
 - iii. For the purpose of determining minimum reserve values and amounts of paid-up nonforfeiture benefits, the 2017 CSO Mortality Table may, at the option of the company for each plan of insurance, be used in its ultimate or select and ultimate form.
- d. At the election of the company, for any one or more specified plans of insurance and subject to satisfying the conditions stated in Section 3.C.1.e, the 2017 CSO Preferred Class Structure Mortality Table may be substituted in place of the 2017 CSO Smoker or Nonsmoker Mortality Table as the minimum valuation standard for policies issued on or after Jan. 1, 2017, or for any policies valued using the Actuarial Method, as defined in Model #787.
- e. Conditions for preferred structure tables:
- i. For each plan of insurance with separate rates for preferred and standard nonsmoker lives, an insurer may use the super preferred nonsmoker, preferred nonsmoker and residual standard nonsmoker tables to substitute for the nonsmoker mortality table found in the 2017 CSO Mortality Table to determine minimum reserves. At the time of election and annually thereafter, except for business valued under the residual standard nonsmoker table, the appointed actuary shall certify that:
 - a) The present value of death benefits over the next 10 years after the valuation date, using the anticipated mortality experience without recognition of mortality improvement beyond the valuation date for each class, is less than the present value of death benefits using the VBT corresponding to the valuation table being used for that class.
 - b) The present value of death benefits over the future life of the contracts, using anticipated mortality experience without

recognition of mortality improvement beyond the valuation date for each class, is less than the present value of death benefits using the VBT corresponding to the valuation table being used for that class.

- ii. For each plan of insurance with separate rates for preferred and standard smoker lives, an insurer may use the preferred smoker and residual standard smoker tables to substitute for the smoker mortality table found in the 2017 CSO Mortality Table to determine minimum reserves. At the time of election and annually thereafter, for business valued under the preferred smoker table, the appointed actuary shall certify that:
 - a) The present value of death benefits over the next 10 years after the valuation date, using the anticipated mortality experience without recognition of mortality improvement beyond the valuation date for each class, is less than the present value of death benefits using the preferred smoker VBT corresponding to the valuation table being used for that class.
 - b) The present value of death benefits over the future life of the contracts, using anticipated mortality experience without recognition of mortality improvement beyond the valuation date for each class, is less than the present value of death benefits using the preferred smoker VBT.
- iii. Selection of the proper set of mortality rates when a company chooses to use a permitted preferred class structure mortality table shall be subject to *Actuarial Guideline XLII—The Application of the Model Regulation Permitting the Recognition of Preferred Mortality Tables for Use in Determining Minimum Reserve Liabilities* (AG 42).

Guidance Note: The *Valuation Manual* can be updated by the NAIC to define a new valuation table. Because of the various implications to systems, form filings and related issues (such as product tax issues), lead time is needed to implement new requirements without market disruption. It is recommended that this transition be for a period of about 4.5 years—that is, that the table be adopted by July 1 of a given year, that it be permitted to be used starting Jan. 1 of the second following calendar year, that it be optional until Jan. 1 of the fifth following calendar year, and thereafter mandatory. It is further intended that the adoption of such tables would apply to all business issued since the adoption of this *Valuation Manual*. The details of how to implement any unlocking of mortality tables will need to be addressed in the future.

- f. For policies issued on a substandard basis, the company shall increase the CSO mortality rates in a manner commensurate with the substandard rating, subject to a cap that ensures that mortality rates do not exceed 1,000 per 1,000. -Alternatively, a company may choose to reserve for the substandard extra mortality separately in Exhibit 5, for groups of policies for which the NPR dominates the DR and SR.
- g. For policies where the anticipated mortality experience materially exceeds the prescribed CSO mortality rates determined in Section 3.C.1.-a through 3.C.1.d above, the company shall adjust the CSO mortality rates used in the NPR calculation in a manner commensurate with the anticipated mortality experience

for the policy, subject to a cap that ensures that mortality rates do not exceed 1,000 per 1,000. These adjustments should be consistent with the adjustments made for the DET Net Premium Test in Section 6.B.5.d, if applicable. The resulting NPR must not be lower than the NPR calculated without adjustments to the CSO mortality rates.

2. Interest Rates

Guidance Note: This section describing the determination of the “calendar year net premium reserve interest rate” is intended to communicate that, unlike the “unlocking” of the NPR mortality and lapse assumptions, the interest rate used in the NPR calculation for a block of policies issued in a particular calendar year does not change for the duration of each of the policies in that issue year block.

a. For NPR amounts calculated according to Section 3.B.5:

The calendar year NPR interest rate I shall be determined according to Section 3.C.2.a and the results rounded to the nearest one-quarter of 1%. This rate shall be used in determining the present values described in Section 3.B.5 for all policies issued in the calendar year next following its determination.

$$i. \quad I = .03 + W \cdot (R_1 - .03) + (W/2) \cdot (R_2 - .09)$$

Where: R_1 is the lesser of R and .09

R_2 is the greater of R and .09

R is the reference interest rate defined in Section 2.a.ii below

W is the weighting factor for a policy, as defined in Section 2.a.iii below

However, if the calendar year NPR interest rate I in any calendar year determined without reference to this sentence differs from the corresponding actual rate for the immediately preceding calendar year by less than one-half of 1%, the calendar year NPR interest rate shall be set equal to the corresponding actual rate for the immediately preceding calendar year.

ii. The reference interest rate R for a calendar year shall equal the lesser of the average over a period of 36 months and the average over a period of 12 months, ending on June 30 of the calendar year preceding the year of issue, of the monthly average of the composite yield on seasoned corporate bonds, as published by Moody’s Investors Service (MIS).

iii. The weighting factor W for a policy shall be determined from the table below:

<u>Guarantee Duration (Years)</u>	<u>Weighting Factor</u>
10 or less	0.50
More than 10 but not more than 20	0.45
More than 20	0.35

The guarantee duration for the coverage guarantee is the maximum number of years the life insurance can remain in force on the basis

guaranteed in the policy or under options to convert to plans of life insurance with premium rates or nonforfeiture values or both, which are guaranteed in the original policy.

- b. For NPR amounts calculated according to Section 3.B.4 or Section 3.B.6:

The calendar year NPR interest rate shall be calculated by increasing the rate determined according to Section 3.C.2.a above by 1.5%, but in no event greater than 125% of the rate determined according to Section 3.C.2.a above rounded to the nearest one-quarter of 1%.

Guidance Note: If a policy contains multiple coverage guarantees and each coverage guarantee stream is valued separately, it may be important to define which reserve interest rate(s) should be used for reporting and analysis purposes.

3. Lapse Rates

- a. For NPR amounts calculated according to Section 3.B.5, the lapse rates used shall be 0% per year during the premium paying period and 0% per year thereafter.
- b. For NPR amounts calculated according to Section 3.B.4, the annual lapse rates used shall vary by level premium period as stated below:

- i. 10% per year during any level premium period of less than five years, except as noted in ~~iii, v and vi and iv.~~
- ii. 6% per year during any level premium period of five or more years, except as noted in ~~iii, iv, v and vi and iv.~~
- iii. For any policy ~~that provides an endowment benefit at the end of an initial level premium period that is materially less than the policy face amount, such as a return of premium benefit, with values subject to the requirements of Actuarial Guideline XLV The Application of the Standard Nonforfeiture Law for Life Insurance to Certain Policies Having Intermediate Cash Benefits (AG 45) in Appendix C of the AP&P Manual,~~ the annual lapse rate is 6% for the first half of the initial level premium period and 0% for the remainder of the initial level premium period ~~except the final year thereof.~~

Guidance Note: ~~Therefore, the first 0% lapse rate would, for example, be at the end of year 11 for a 20-year level plan and at the end of year 8 for a 15-year level plan.~~

- iv. 10% per year during any premium paying period after an initial level premium period of less than five years, ~~except as noted in v and vi.~~
- v. ~~0% per year for any policy whose final premium has by then been payable.~~
- vi. The lapse rate for the final year of a level premium period, applied after any benefits assumed payable in the final year, and prior to the payment of the increased premium rate, shall be determined based on the length of the level premium periods before and after the increase, as well as the percent increase in the gross premium ~~(including policy fee) per \$1,000 of the face amount~~ as shown in the table below instead of what would otherwise apply from i through ~~iv-v~~ above.

Requirements for Principle-Based Reserves for Life Products

VM-20

Length of <u>Level</u> Premium Period Prior to Increase	Length of <u>Level</u> Premium Period After Increase	Percent Increase in Gross Premium per \$1000	Lapse Rate for the Final Year of the Level Premium Period (Shock Lapse)
1<PP≤5	1	Any	50%
1<PP≤5	1<PP	Any	25%
5<PP≤10	1	< 400%	70%
5<PP≤10	1	≥ Over 400%	80%
5<PP≤10	1<PP≤5	Any	50%
5<PP≤10	5<PP	Any	25%
10<PP	1	< 400%	70%
10<PP	1	≥ Over 400%	80%
10<PP	1<PP≤5	Any	70%
10<PP	5<PP≤10	Any	50%
10<PP	10<PP	Any	50%

c. For NPR amounts calculated according to Section 3.B.6, the lapse rate, L_{x+t} , for an insured age x at issue for all durations subsequent to the valuation date shall be determined as follows:

i. Determine the ratio R_{x+t} where:

$$R_{x+t} = [FFSG_{x+t} - ASG_{x+t}] / [FFSG_{x+t} - LSG_{x+t}] \text{ but not } > 1 \text{ and not } < 0$$

Where:

$FFSG_{x+t}$ = the fully funded secondary guarantee on the valuation date for the insured age x at issue

ASG_{x+t} = the actual secondary guarantee on the valuation date for the insured age x at issue

LSG_{x+t} = the level secondary guarantee on the valuation date for the insured age x at issue

Guidance Note: The $FFSG_{x+t}$, ASG_{x+t} , and LSG_{x+t} are based on the secondary guarantee values as of the valuation date and will remain constant throughout the cash flow projection. This will result in a constant lapse assumption, calculated as of the valuation date, that does not vary by duration throughout the cash flow projection for the NPR calculation.

ii. ~~As of the valuation date, which is t years after issue, t the annual lapse rate for the policy shall be assumed to be level for all future years and denoted as L_{x+t} , for durations $t+1$ and later which shall be set equal to:~~

$$L_{x+t} = R_{x+t} \cdot 0.01 + (1 - R_{x+t}) \cdot 0.005 \cdot r_{x+t}$$

Where r_{x+t} is the ratio determined in Section 3.B.5.d.ii.

Guidance Note: By similar logic, it follows (from ASG_{x+t} being 0 when $t=0$) that the level annual lapse rate to be used in the calculations in Section 3.B.6.c.ii and 3.B.6.c.iii is 1%. -On the other hand, when performing the calculations in Section 3.B.6.d.iii, L_{x+t} , though level, is not generally equal to what it was for the same policy on the previous valuation date.

4. The NPR shall reflect the immediate payment of claims.

D. NPR Calculation and Cash Surrender Value Floor

1. For policies other than universal life policies, the NPR shall not be less than the greater of:
 - a. The cost of insurance to the next paid to date. The cost of insurance for this purpose shall be ~~based on determined~~ the policy year in which the valuation date falls, using the mortality tables for the policy prescribed in Section 3.C.
 - b. The policy cash surrender value calculated as of the valuation date and in a manner that is consistent with that used in calculating the NPR on the valuation date.
2. For a universal life policy, the NPR shall not be less than the greater of:
 - a. The amount needed to cover the cost of insurance to the next processing date on which cost of insurance charges are deducted with respect to the policy. The cost of insurance for this purpose shall be ~~determined~~ based on the policy year in which the valuation date falls, using the mortality tables for the policy prescribed in Section 3.C, and it shall be based upon the net amount at risk. "Cost of insurance," as used here, refers to the valuation mortality rate, not the UL policy's contractual cost of insurance or expense charges.
 - b. The policy cash surrender value calculated as of the valuation date and in a manner that is consistent with that used in calculating the NPR on the valuation date.

E. The policy minimum NPR is defined to be the policy NPR determined in Section 3.A through Section 3.D, less a credit for reinsurance ceded as defined in Section 8.

Section 4: Deterministic Reserve

For a group of one or more policies for which a deterministic reserve is to be calculated, the company shall calculate the deterministic reserve for the group using the method described in either Section 4.A or Section 4.B below.

- A. Calculate the deterministic reserve equal to the actuarial present value of benefits, expenses and related amounts less the actuarial present value of premiums and related amounts, less the positive or negative PIMR balance at the valuation date allocated to the group of one or more policies being modeled under Section 7.D.7, plus the balance of separate account assets on the valuation date, and plus the policy loan balance at the valuation date with appropriate reflection of any relevant due, accrued or unearned loan interest (if policy loans are explicitly modeled under Section 7.F.3.b), where:
 1. Cash flows are projected in compliance with the applicable requirements in Section 7, Section 8 and Section 9 over economic scenario 12 described in Section 7.G.1, and further described in Appendix 1.E.

2. Present values are calculated using the path of discount rates for the corresponding model segment determined in compliance with Section 7.H.3.
3. The actuarial present value of benefits, expenses and related amount equals the sum of:
 - a. Present value of future benefits, but before netting the repayment of any policy loans.

Guidance Note: Future benefits include, but are not limited to, death and cash surrender benefits.

- b. Present value of future expenses excluding federal income taxes and expenses paid to provide fraternal benefits in lieu of federal income taxes.
4. The actuarial present value of premiums and related amounts equals the sum of the present values of:
 - a. Future gross premium payments and/or other applicable revenue.
 - b. Future cash flows to the general account from the separate account, less cash flows from the general account to the separate account.
 - c. Future net policy loan cash flows, if policy loans are explicitly modeled under Section 7.F.3.b.

Guidance Note: Future net policy loan cash flows include: policy loan interest paid in cash plus repayments of policy loan principal, including repayments occurring at death or surrender (note that the future benefits in Section 4.A.3.a are before consideration of policy loans), less additional policy loan principal (but excluding policy loan interest that is added to the policy loan principal balance).

- d. Future net reinsurance cash flows determined in compliance with Section 8.
 - e. The future derivative liability program net cash flows (i.e., cash received minus cash paid) that are allocated to this group of policies.
5. If a group of policies is excluded from the stochastic reserve requirements, the company may not include future transactions associated with non-hedging derivative programs in determining the deterministic reserve for those policies.

B. Calculate the deterministic reserve as $a - b$, where

a = the aggregate annual statement value of those starting assets which, when projected along with all premium and investment income, result in the liquidation of all projected future benefits and expenses by the end of the projection horizon. Under this alternative, the following considerations apply:

1. Cash flows are projected in compliance with the applicable requirements in Section 7, Section 8 and Section 9 over economic scenario 12 described in Section 7.G.1 and found in Appendix 1.
2. The requirements for future benefits and premiums in Section 4.A apply as well to the calculation of the deterministic reserve under this subsection.
3. The balance of policy loans on the valuation date (if explicitly modeled under Section 7.F.3.b) and the balance of separate account assets on the valuation date

are modeled each period in compliance with the applicable changes in these asset balances as defined in Section 7.

b = that portion of the PIMR amount allocated under Section 7.D.

- C. If a group of policies for which a deterministic reserve is calculated includes policies from more than one ~~VM-20 Reserving Category product group~~, where ~~VM-20 Reserving Category product group~~ is ~~as defined in VM-01, as in Section 2, to be term insurance policies, ULSG policies or all other types of policies~~, a deterministic reserve shall be determined for each subgroup of the group of policies consisting of only those policies from each individual ~~VM-20 Reserving Category product group~~ by following the process of Section 4.A and Section 4.B above. The NAER used for discounting each such subgroup may be the NAER for the group of policies. If the sum of the deterministic reserves for these subgroups does not equal the total deterministic reserve calculated for the group of policies as a whole, the deterministic reserve for the group of policies shall be allocated to each such subgroup proportionally.

Section 5: Stochastic Reserve

For a group of one or more policies for which a stochastic reserve is to be calculated, the company shall calculate the stochastic reserve as follows:

- A. Project cash flows in compliance with the applicable requirements in Section 7, Section 8 and Section 9 using the stochastically generated scenarios described in Section 7.G.2., and further described in Appendix 1. In determining the stochastic reserve, the company shall determine the number and composition of subgroups for aggregation purposes in a manner that is consistent with how the company manages risks across products with significantly different risk profiles, and that reflects the likelihood of any change in risk offsets that could arise from distributional shifts between product types due to, for example, differing policyholder behavior. If a company is managing the risks of two or more products with significantly different risk profiles as part of an integrated risk management process, then the products may be combined into the same subgroup for aggregation purposes. If policies from more than one ~~VM-20 Reserving Category product group~~ are included in such a subgroup, the reserve for each ~~VM-20 Reserving Category product group~~ shall also be determined, as described in Section 5.G.

Guidance Note: Aggregation refers to the number and composition of subgroups of policies that are used to combine cash flows. Aggregating policies into a common subgroup allows the cash flows arising from the policies for a given stochastic scenario to be netted against each other (i.e., allows risk offsets between policies to be recognized). Note Section 5.G regarding the calculation of the stochastic reserve on a stand-alone basis for each ~~VM-20 Reserving Category product group~~. ~~Product group is defined, as in Section 2, to be term insurance policies, ULSG policies or all other types of policies.~~

- B. Calculate the scenario reserve for each stochastically generated scenario as follows:
- For each model segment at the model start date and end of each projection year, calculate the discounted value of the negative of the projected statement value of general account and separate account assets using the path of discount rates for the model segment determined in compliance with Section 7.H.4 from the projection start date to the end of the respective projection year. The balance of policy loans on the valuation date (if explicitly modeled under Section 7.F.3.b) and the balance of separate account assets on the valuation date are modeled each period in compliance with the applicable changes in these asset balances as defined in Section 7.

Guidance Note: The projected statement value of general account and separate account assets for a model segment may be negative or positive.

2. Sum the amounts calculated in Subparagraph 1 above across all model segments at the model start date and end of each projection year.

Guidance Note: The amount in Subparagraph 2 above may be negative or positive.

3. Set the scenario reserve equal to the sum of the statement value of the starting assets across all model segments and the maximum of the amounts calculated in Subparagraph 2 above.
- C. Rank the scenario reserves from lowest to highest.
- D. Calculate CTE 70.
- E. Determine any additional amount needed to capture any material risk included in the scope of these requirements but not already reflected in the cash-flow models using an appropriate and supportable method and supporting rationale.
- F. Add the CTE amount (D) plus any additional amount (E) less the positive or negative PIMR balance allocated to the group of one or more policies being modeled under Section 7.D.7.
- G. The stochastic reserve equals the amount determined in Section 5.F. If the company includes policies from two or more ~~VM-20 Reserving Category product groups~~ in a subgroup for aggregation purposes as described in Section 5.A, the company shall calculate the stochastic reserve for policies from each ~~VM-20 Reserving Category product group~~ on a stand-alone basis by following the process of A through F above.

Section 6: Stochastic and Deterministic Exclusion Tests

- A. Stochastic Exclusion Test (SET)
1. Requirements to pass the SET:
 - a. Groups of policies pass the SET if one of the following is met:
 - i. Stochastic Exclusion Ratio Test (SERT) - Annually and within 12 months before the valuation date the company demonstrates that the groups of policies pass the ~~stochastic exclusion ratio test (SERT)~~ defined in Section 6.A.2.
 - ii. Stochastic Exclusion Demonstration Test - In the first year and at least once every three calendar years thereafter, the company provides a demonstration in the PBR Actuarial Report as specified in Section 6.A.3.
 - iii. SET Certification Method - For groups of policies other than variable life or ULSG, in the first year and at least every third calendar year thereafter, the company provides a certification by a qualified actuary that the group of policies is not subject to material interest rate risk or asset return volatility risk (i.e., the risk on non-fixed-income investments having substantial volatility of returns, such as common stocks and real estate investments). The company shall provide the certification and documentation supporting the certification to the commissioner upon request.

Guidance Note: The qualified actuary should develop documentation to support the actuarial certification that presents his or her analysis clearly and in detail sufficient for another actuary to understand the analysis and reasons for the actuary's conclusion that the group of policies is not subject to material interest rate risk or asset return volatility risk. Examples of methods a qualified actuary could use to support the actuarial certification include, but are not limited to:

- a) A demonstration that NPRs for the group of policies calculated according to Section 3 are at least as great as the assets required to support the group of policies using the company's cash-flow testing model under each of the 16 scenarios identified in Section 6 or alternatively each of the New York seven scenarios.
- b) A demonstration that the group of policies passed the SERT within 36 months prior to the valuation date and the company has not had a material change in its interest rate risk.
- c) A qualitative risk assessment of the group of policies that concludes that the group of policies does not have material interest rate risk or asset return volatility. Such assessment would include an analysis of product guarantees, the company's not-guaranteed elements (NGEs) policy, assets backing the group of policies and the company's investment strategy.

- b. A company may not exclude a group of policies for which there is one or more clearly defined hedging strategies from stochastic reserve requirements, except in the case where all clearly defined hedging strategies are solely associated with product features that are determined to not be material under VM-20 Section 7.B.1 due to low utilization.

2. Stochastic Exclusion Ratio Test

- a. In order to exclude a group of policies from the stochastic reserve requirements using the method allowed under Section 6.A.1.a, a company shall demonstrate that the ratio of (b-a)/c is less than 6% where:
 - i. a = the adjusted deterministic reserve described in Section 6.A.2.b.i using economic scenario 9, the baseline economic scenario, as described in Appendix 1.E.
 - ii. b = the largest adjusted deterministic reserve described in Section 6.A.2.b.i under any of the other 15 economic scenarios described in Appendix 1.E.
 - iii. c = an amount calculated from the baseline economic scenario described in Appendix 1.E that represents the present value of benefits for the policies, adjusted for reinsurance by subtracting ceded benefits. For clarity, premium, ceded premium, expense, reinsurance expense allowance, modified coinsurance reserve adjustment and reinsurance experience refund cash flows shall not be considered "benefits," but items such as death benefits, surrender or withdrawal benefits and policyholder dividends shall be. For this purpose, the company shall use the benefits cash flows from the calculation of quantity "a" and calculate the present value of those cash flows using the same path of discount rates as used for "a."

Guidance Note: -Note that the numerator should be the largest adjusted DR for scenarios other than the baseline economic scenario, minus the adjusted DR for the

baseline economic scenario. –This is not necessarily the same as the biggest difference from the adjusted DR for the baseline economic scenario, or the absolute value of the biggest difference from the adjusted DR for the baseline economic scenario, both of which could lead to an incorrect test result.

- b. In calculating the ratio in Section 6.A.2.a above:
- i. The company shall calculate an adjusted deterministic reserve for the group of policies for each of the 16 scenarios that is equal to either (a) or (b) below:
 - a) The deterministic reserve defined in Section 4.A, but with the following differences:
 - 1) Using anticipated experience assumptions with no margins.
 - 2) Using the interest rates and equity return assumptions specific to each scenario.
 - 3) Using NAER and discount rates defined in Section 7.H specific to each scenario to discount the cash flows.
 - b) The gross premium reserve developed from the cash flows from the company's asset adequacy analysis models, using the experience assumptions of the company's cash-flow analysis, but with the following differences:
 - 1) Using the interest rates and equity return assumptions specific to each scenario.
 - 2) Using the methodology to determine NAER and discount rates defined in Section 7.H specific to each scenario to discount the cash flows, but using the company's cash-flow testing assumptions for default costs and reinvestment earnings.
 - ii. The company shall use the most current available baseline economic scenario and the 15 other economic scenarios published by the NAIC. The methodology for creating these scenarios can be found in Appendix 1 of VM-20.
 - iii. The company shall use assumptions within each scenario that are dynamically adjusted as appropriate for consistency with each tested scenario.
 - iv. The company may not group together contract types with significantly different risk profiles for purposes of calculating this ratio.
 - v. Mortality improvement beyond the projection start date may not be reflected in the mortality assumption for the purpose of the calculating the stochastic exclusion ratio.
- c. If the ratio calculated in Section 6.A.2.a above is less than 6% pre-~~yearly renewable term~~ (YRT) reinsurance, but is greater than 6% post-YRT reinsurance,

the group of policies will still pass the SERT if the company can demonstrate that the sensitivity of the adjusted deterministic reserve to economic scenarios is comparable pre- and post-YRT reinsurance.

- i. An example of an acceptable demonstration:
- a) For convenience in notation • SERT = the ratio $(b-a)/c$ defined in (a) above
 - 1) The pre-YRT reinsurance results are “gross of YRT,” with a subscript “gy,” so denoted $SERT_{gy}$
 - 2) The post-YRT results are “net of YRT,” with subscript “ny,” so denoted $SERT_{ny}$
 - b) If a block of business being tested is subject to one or more YRT reinsurance cessions as well as other forms of reinsurance, such as coinsurance, take “gross of YRT” to mean net of all non-YRT reinsurance but ignoring the YRT contract(s), and “net of YRT” to mean net of *all* reinsurance contracts. That is, treat YRT reinsurance as the last reinsurance in, and compute certain values below with and without that last component.
 - c) So, if $SERT_{gy} \leq 0.060$ but $SERT_{ny} > 0.060$, then compute the largest percent increase in reserve (LPIR) = $(b-a)/a$, both “gross of YRT” and “net of YRT.”

$$LPIR_{gy} = (b_{gy} - a_{gy})/a_{gy}$$

$$LPIR_{ny} = (b_{ny} - a_{ny})/a_{ny}$$

Note that the scenario underlying b_{gy} could be different from the scenario underlying b_{ny} .

If $SERT_{gy} \times LPIR_{ny}/LPIR_{gy} < 0.060$, then the block of policies passes the SERT.
- ii. Another more qualitative approach is to calculate the adjusted deterministic reserves for the 16 scenarios both gross and net of reinsurance to demonstrate that there is a similar pattern of sensitivity by scenario.

~~d. The Stochastic Exclusion Ratio Test may not be used for a group of policies if, using the current year’s data, (i) the stochastic exclusion demonstration test had already been attempted using the method of Section 6.A.3.b.i or Section 6.A.3.b.ii and did not pass; or (ii) the qualified actuary had actively undertaken to perform the certification method of Section 6.A.1.a.iii and concluded that such certification could not legitimately be made.~~

3. Stochastic Exclusion Demonstration Test

- a. In order to exclude a group of policies from the stochastic reserve requirements using the method as allowed under Section 6.A.1.a.ii above, the company must provide a demonstration in the PBR Actuarial Report in the first year and at least once every three calendar years thereafter that complies with the following:

- i. The demonstration shall provide a reasonable assurance that if the stochastic reserve was calculated on a stand-alone basis for the group of policies subject to the stochastic reserve exclusion, the minimum reserve for those groups of policies would not increase. The demonstration shall take into account whether changing conditions over the current and two subsequent calendar years would be likely to change the conclusion to exclude the group of policies from the stochastic reserve requirements.
 - ii. If, as of the end of any calendar year, the company determines the minimum reserve for the group of policies no longer adequately provides for all material risks, the exclusion shall be discontinued, and the company fails the SERT for those policies.
 - iii. The demonstration may be based on analysis from a date that precedes the valuation date for the initial year to which it applies ~~initial or subsequent exclusion period if the demonstration includes an explanation of why the use of such a date will not produce a material change in the outcome, as compared to results based on an analysis as of the valuation date.~~
 - iv. The demonstration shall provide an effective evaluation of the residual risk exposure remaining after risk mitigation techniques, such as derivative programs and reinsurance.
- b. The company may use one of the following or another method acceptable to the insurance commissioner to demonstrate compliance with Section 6.A.3.a:
- i. Demonstrate that the greater of [the quantity A and the quantity B] is greater than the stochastic reserve calculated on a stand-alone basis, where:
A = the deterministic reserve, and
B = the NPR less any associated due and deferred premium asset.
 - ii. Demonstrate that the greater of [the quantity A and the quantity B] is greater than the scenario reserve that results from each of a sufficient number of adverse deterministic scenarios, where:
A = the deterministic reserve, and
B = the NPR less any associated due and deferred premium asset.
 - iii. Demonstrate that the greater of [the quantity A and the quantity B] is greater than the stochastic reserve calculated on a stand-alone basis, but using a representative sample of policies in the stochastic reserve calculations, where:
A = the deterministic reserve, and
B = the NPR less any associated due and deferred premium asset.
 - iv. Demonstrate that any risk characteristics that would otherwise cause the stochastic reserve calculated on a stand-alone basis to exceed greater of the deterministic reserve and the NPR, less any associated due and deferred premium asset, are not present or have been substantially

eliminated through actions such as hedging, investment strategy, reinsurance or passing the risk on to the policyholder by contract provision.

B. Deterministic Exclusion Test (DET)

1. Scope of Products

- a. A group of ULSG policies that does not meet the definition of a “non-material secondary guarantee” or a group of policies that is not excluded from the stochastic reserve requirement is deemed to not pass the ~~deterministic reserve exclusion test~~DET, and the deterministic reserve must be computed for this group of policies.
- b. The DET may not be used for term insurance policies, or term riders pursuant to Paragraph E in the Riders and Supplemental Benefits Requirements in Section II, and these policies may not be excluded from the deterministic reserve requirements of Section 4.

2. Except as provided in Section 6.B.1, a group of policies passes the DET if one of the following is met:

a. Deterministic Net Premium Test - The company demonstrates that the sum of the valuation net premiums for all future years for the group of policies, determined according to Section 6.B.5 below, is less than or equal to the sum of the corresponding guaranteed gross premiums for such policies. The test shall be performed on a direct or assumed basis.

b. DET Certification Method - For a group of policies where all policyholders have elected to convert to a product other than term life, variable life, indexed life, or ULSG with a material secondary guarantee, in the first year and at least every third calendar year thereafter the company shall provide a certification by a qualified actuary that, for each policy in the group of policies, the total reserve for the policy (including either the NPR adjusted for excess conversion mortality or the NPR plus an additional reserve for excess reserve mortality) includes a prudent provision for the additional mortality associated with the conversion and reasonably exceeds the value of a deterministic reserve, which otherwise would have been calculated for this group of policies.

Guidance Note: An example of a method that a qualified actuary could use to support the actuarial certification includes, but is not limited to, holding a net single premium as an additional reserve for a converted policy.

3. A company may not group together policies of different contract types with significantly different risk profiles for purposes of the calculation in Section 6.B.2.
4. If a group of policies being tested is no longer adding new issues, and the test has been passed for three consecutive years, the group passes until determined otherwise. For this group, the test must be computed at least once every five years going forward.

5. For purposes of determining the valuation net premiums used in the demonstration in Section 6.B.2:
- a. If pursuant to Section 2, the NPR for the group of policies is the minimum reserve required under VM-A and VM-C, then the valuation net premiums are determined according to those minimum reserve requirements.
 - b. If the NPR is determined according to Section 3.A.1, then the lapse rates assumed for all durations shall for the purposes of the DET be set to 0%;
- Guidance Note:** The DET no longer applies to term insurance, but in the event that companies or state insurance regulators wish to see DET results for term for some academic purpose, the step b instruction above and the step c instruction below have been retained.
- c. For policies with guaranteed gross premium patterns that subject the policy to shock lapses, as defined in Section 3.C.3.b.iii, the valuation net premiums comparison to the guaranteed gross premiums indicated in paragraph 2 shall be performed considering only the initial premium period;
 - d. If the anticipated mortality for the group of policies exceeds the valuation mortality, then the company shall use the anticipated mortality to determine the valuation net premium. For this purpose, mortality shall be measured as the present value of future death claims discounted at the valuation interest rate used for the NPR.
6. For purposes of determining the guaranteed gross premiums used in the demonstration in Section 6.B.2:
- a. For universal life policies, the guaranteed gross premium shall be the premium specified in the contract, inclusive of any applicable policy fee, or if no premium is specified, then the level annual gross premium at issue that would keep the policy in force for the entire period coverage is to be provided based on the policy guarantees of mortality, interest and expenses; and
 - b. For policies other than universal life policies, the guaranteed gross premium shall be the guaranteed premium specified in the contract, inclusive of any applicable policy fee.

Section 7: Cash-Flow Models

A. Model Structure

1. The company shall design and use a cash-flow model that:
 - a. Complies with applicable ASOPs in developing cash-flow models and projecting cash flows.
 - b. Uses model segments consistent with the company's asset segmentation plan, investment strategies or approach used to allocate investment income for statutory purposes. Assets of segments that cover policies both subject to and not subject to these requirements may be allocated as defined in Section 7.D.2.

- c. Assigns each policy subject to these requirements to only one model segment and shall use a separate cash-flow model for each model segment.
 - d. Projects cash flows for a period that extends far enough into the future so that no obligations remain.
2. The company may use simplifications or modeling efficiency techniques to develop cash flows, if the approach is consistent with Section 2.G.

Guidance Note: For example, it may be reasonable to assume 100% deaths or 100% surrenders after some appropriate period of time.

B. General Description of Cash-Flow Projections

1. For the deterministic reserve and for each scenario for the stochastic reserve, the company shall project cash flows ignoring federal income taxes and reflecting the dynamics of the expected cash flows for the entire model segment. The company shall reflect the effect of all material product features, both guaranteed and non-guaranteed. The company shall project cash flows including the following:
- a. Revenues received by the company including gross premiums received from the policyholder (including any due premiums as of the projected start date).

Guidance Note: To be consistent with quantity B defined in Section 2.A.2 and Section 2.A.3, and quantity B defined in Section 6.A.3.b, all due premiums as of the projection start date are assumed to be collected after the projection start date, but the company needs to determine an assumption as to the timing of when the due premiums will be received.

Guidance Note: Because the projection of cash flows reflects premium mode directly, deferred premiums are zero under this approach.

- b. All material benefits projected to be paid to policyholders—including, but not limited to, death claims, surrender benefits and withdrawal benefits—reflecting the impact of all material guarantees and adjusted to take account of amounts projected to be charged to account values on general account business. For ULSG products with multiple secondary guarantees, all secondary guarantees should, therefore, be taken into account.

Guidance Note: Amounts charged to account values on general account business are not revenue; examples include cost of insurance and expense charges.

- c. NGE cash flows as described in Section 7.C.
- d. Net cash flows between the general account and separate account for variable products.

Guidance Note: Cash flows going out from the general account to the separate account increase the reserve, and cash flows coming in to the general account from the separate account decrease the reserve. Examples include allocation of net premiums to the separate account, policyholder-initiated transfers between fixed and variable investment options, transfers of separate account values to pay death or withdrawal benefits, and amounts charged to separate account values for cost of insurance, expense, etc.

- e. Insurance company expenses (including overhead expenses), commissions, fund expenses, contractual fees and charges, and taxes (excluding federal income taxes and expenses paid to provide fraternal benefits in lieu of federal income taxes), as described in Section 9.E.
 - f. Revenue-sharing income received by the company (net of applicable expenses) and other applicable revenue and fees associated with the policies and adjusting the revenue to reflect the uncertainty of revenue-sharing income that is not guaranteed, as described in Section 9.G.
 - g. Net cash flows associated with any reinsurance as described in Section 8.C.
 - h. Cash flows from derivative liability and derivative asset programs, as described in Section 7.K.
 - i. Cash receipts or disbursements associated with invested assets (other than policy loans) as described in Section 7.F, including investment income, realized capital gains and losses, principal repayments, asset default costs, investment expenses, asset prepayments, and asset sales.
 - j. If modeled explicitly, cash flows related to policy loans as described in Section 7.F.3.b, including interest income, new loan payments and principal repayments.
2. In determining the deterministic reserve and stochastic reserve, the company may perform the cash-flow projections for each policy in force on the date of valuation or by grouping policies using modeling efficiency techniques. If such techniques are used, the company shall develop the groups in a manner consistent with Section 2.G.
- C. NGE Cash Flows
- 1. Except as noted in Section 7.C.5, the company shall include NGE in the models to project future cash flows beyond the time the company has authorized their payment or crediting.
 - 2. The projected NGE shall reflect factors that include, but are not limited to, the following (not all of these factors will necessarily be present in all situations):
 - a. The nature of contractual guarantees.
 - b. The company's past NGE practices and established NGE policies.
 - c. The timing of any change in NGE relative to the date of recognition of a change in experience.
 - d. The benefits and risks to the company of continuing to authorize NGE.
 - 3. Projected NGE shall be established based on projected experience consistent with how actual NGE are determined.
 - 4. Projected levels of NGE in the cash-flow model must be consistent with the experience assumptions used in each scenario. Policyholder behavior assumptions in the model must be consistent with the NGE assumed in the model.
 - 5. The company may exclude any portion of an NGE that:
 - a. Is not based on some aspect of the policy's or contract's experience.

- b. Is authorized by the board of directors and documented in the board minutes, where the documentation includes the amount of the NGE that arises from other sources.

However, if the board has guaranteed a portion of the NGE into the future, the company must model that amount (unless excluded by Section 7.C.6). In other words, the company cannot exclude from its model any NGE that the board has guaranteed for future years, even if it could have otherwise excluded them, based on this subsection.

6. The liability for policyholder dividends declared but not yet paid that has been established according to statutory accounting principles as of the valuation date is reported separately from the statutory reserve. The policyholder dividends that give rise to this dividend liability as of the valuation date may or may not be included in the cash-flow model at the company's option.
- a. If the policyholder dividends that give rise to the dividend liability are not included in the cash-flow model, then no adjustment is needed to the resulting aggregate modeled (whether deterministic or stochastic) reserve.
- b. If the policyholder dividends that give rise to the dividend liability are included in the cash-flow model, then the resulting aggregate modeled (whether stochastic or deterministic) reserve should be reduced by the amount of the dividend liability.

D. Starting Assets

1. For each model segment, the company shall select starting assets based on an iterative process such that the aggregate annual statement value of the assets at the projection start date equals the estimated value of the modeled reserve plus the PIMR balance on the projection start date, allocated to the policies in the appropriate model segment.

Guidance Note:

A reasonable initial set of starting assets for the iteration might be such that the aggregate annual statement value of the assets at the projection start date equals –(a) the estimated value of the modeled reserve plus the associated PIMR balance on the projection start date; –or (b) the NPR for the same set of policies net of any corresponding due and deferred premium asset; or (c) an amount between (a) and (b). allocated to the policies in the appropriate model segment.

Iteration may continue until the asset collar of Section 7.D.3 is satisfied or the company may stop iteration before the asset collar is satisfied and provide the required documentation in Section 7.D.3 that the modeled reserve is not thereby materially understated.

2. For an asset portfolio that supports both policies that are subject and not subject to these requirements, the company shall determine an equitable method to apportion the total amount of starting assets between the subject and non-subject policies.

3. If for all model segments combined, the aggregate annual statement value of the final starting assets, less the corresponding PIMR balance, is
- (a) less than 98% of the modeled reserve; or
 - (b) greater than the largest of:
 - (i) 102% of the modeled reserve;
 - (ii) the NPR for the same set of policies, net of due and deferred premiums thereon;
 - and
 - (iii) zero,

then the company shall provide documentation in the PBR Actuarial Report that provides reasonable assurance that the modeled reserve is not materially understated as a result of the estimate of the amount of starting assets.

4. The company shall select starting assets for each model segment that consists of the following:
- a. All separate account assets supporting the policies.
 - b. All policy loans supporting the policies that are explicitly modeled under Section 7.F.3.b.
 - c. The relevant balance of any due, accrued or unearned investment income.
 - d. All derivative instruments held at the projection start date that are part of a derivative program and can be appropriately allocated to the model segment.
 - e. An amount of other general account assets such that the aggregate value of starting assets meets the requirements in Section 7.D.1. These assets shall generally be selected on a consistent basis from one reserve valuation to the next. Any material change in the selection methodology shall be documented in the PBR Actuarial Report.
5. The aggregate value of general account starting assets is the sum of the amounts in Section 7.D.4.b through Section 7.D.4.e above.

Guidance Note: The aggregate value of general account assets in Section 7.D.5 may be negative. This may occur, for example, for model segments in which a substantial portion of policyholder funds are allocated to separate accounts. The assets in Section 7.D.4.e above may include negative assets or short-term borrowing, resulting in a projected interest expense.

6. The company shall calculate the projected values of starting assets in a manner consistent with their values at the start of the projection.
7. Under Section 7.D.1, any PIMR balance allocated to the group of one or more policies being modeled at the projection start date is included when determining the amount of starting assets and is then subtracted out, under Section 4 and Section 5, as the final step in

calculating the modeled reserves. The determination of the PIMR allocation is subject to the following:

- a. The amount of PIMR allocable to each model segment is the approximate statutory interest maintenance reserve liability that would have developed for the model segment, assuming applicable capital gains taxes are excluded. The allocable PIMR may be either positive or negative.
- b. In performing the allocation to each model segment, the company shall use a reasonable approach to allocate any portion of the total company balance that is disallowable under statutory accounting procedures (i.e., when the total company balance is an asset rather than a liability). The company shall use a reasonable approach to allocate the total company balance between PBR and non-PBR business and then allocate the PBR portion among model segments in an equitable fashion.
- c. The company may use a simplified approach to allocate the PIMR, if the impact of the PIMR on the minimum reserve is minimal.

E. Reinvestment Assets and Disinvestment

1. At the valuation date and each projection interval as appropriate, model the purchase of general account reinvestment assets with available cash and net asset and liability cash flows in a manner that is representative of and consistent with the company's investment policy for each model segment, subject to the following requirements:
 - a. The model investment strategy may incorporate a representation of the actual investment policy that ranges from relatively complex to relatively simple. In any case, the PBR Actuarial Report shall include documentation supporting the appropriateness of the representation relative to actual investment policy.

Guidance Note: A complex model representation may include, for example, illiquid or callable assets whereas a simple model representation may involve mapping of more complex assets to combinations of, for example, public non-callable corporate bonds, U.S. Treasuries and cash.
 - b. The final maturities and cash-flow structures of assets purchased in the model, such as the patterns of gross investment income and principal repayments or a fixed or floating rate interest basis, shall be determined by the company as part of the model representation.
 - c. The combination of price and structure for fixed income investments and derivative instruments associated with fixed income investments shall appropriately reflect the then-current U.S. Department of the Treasury (Treasury [Department](#)) curve along the relevant scenario and the requirements for gross asset spread assumptions stated below.
 - d. For purchases of public non-callable corporate bonds, use the gross asset spreads over Treasuries prescribed in Section 9.F.8.a through Section 9.F.8.c. (For purposes of this subsection, "public" incorporates both registered and 144a securities.) The prescribed spreads reflect current market conditions as of the model start date and grade to long-term conditions based on historical data at the start of projection year four.

- e. For transactions of derivative instruments associated with fixed income investments, reflect the prescribed assumptions in Section 9.F.8.d for interest rate swap spreads.
- f. For purchases of other fixed income investments, if included in the model investment strategy, set assumed gross asset spreads over Treasuries in a manner that is consistent with, and results in reasonable relationships to, the prescribed spreads for public non-callable corporate bonds and interest rate swaps as defined in Section 9.F.8.
- g. Notwithstanding the above requirements, the modeled reserve shall be the higher of that produced by the model investment strategy and/or any non-prescribed asset spreads shall be adjusted as necessary so that the modeled reserve is not less than would be obtained and that produced by substituting an alternative investment strategy in which all the fixed income reinvestment assets have the same weighted average life (WAL) as the reinvestment assets in the model investment strategy and are all public non-callable corporate bonds with gross asset spreads, asset default costs and investment expenses by projection year that are consistent with a credit quality blend of 50% PBR credit rating 6 (A2/A) and 50% PBR credit rating 3 (Aa2/AA). The following pertain to this requirement:

Policy loans, equities and derivative instruments associated with the execution of a clearly defined hedging strategy (in compliance with Section 7.L) are not affected by this requirement.

Guidance Note: VM-31 requires a demonstration of compliance with VM-20 Section 7.E.1.g. In many cases, particularly if the model investment strategy does not involve callable assets, it is expected that the demonstration of compliance will not require running the reserve calculation twice. For example, an analysis of the weighted average net reinvestment spread on new purchases by projection year (gross spread minus prescribed default costs minus investment expenses) of the model investment strategy compared to the weighted average net reinvestment spreads by projection year of the alternative strategy may suffice. The assumed mix of asset types, asset credit quality or the levels of non-prescribed spreads for other fixed income investments may need to be adjusted to achieve compliance.

2. Model at each projection interval any disinvestment in a manner that is consistent with the company's investment policy and that reflects the company's cost of borrowing where applicable. Gross asset spreads used in computing market values of assets sold in the model shall be consistent with, but not necessarily the same as, the gross asset spreads in Section 7.E.1.d and Section 7.E.1.f above, recognizing that starting assets may have different characteristics than modeled reinvestment assets.
3. Determine the values of reinvestment assets at the valuation date and each projection interval in a manner consistent with the values of starting assets that have similar investment characteristics.

F. Cash Flows from Invested Assets

The company shall determine cash flows from invested assets, including starting and reinvestment assets, as follows:

1. Determine cash flows for each projection interval for general account fixed income assets, including derivative asset programs associated with these assets, as follows:

- a. Model gross investment income and principal repayments in accordance with the contractual provisions of each asset and in a manner consistent with each scenario. Grouping of assets is allowed if the company can demonstrate that grouping does not materially understate the modeled reserve that would have been obtained using a seriatim approach.
- b. Reflect asset default costs as prescribed in Section 9.F and anticipated investment expenses through deductions to the gross investment income.
- c. Model the proceeds arising from modeled asset sales and determine the portion representing any realized capital gains and losses.

Guidance Note: Examples of general account fixed income assets include public bonds, convertible bonds, preferred stocks, private placements, asset backed securities, commercial mortgage loans, residential mortgage loans, mortgage-backed securities and collateralized mortgage obligations.

- d. Reflect any uncertainty in the timing and amounts of asset cash flows related to the paths of interest rates, equity returns or other economic values directly in the projection of asset cash flows. Asset defaults are not subject to this requirement since asset default assumptions must be determined by the prescribed method in Section 9.F.
2. Determine cash flows for each projection interval for general account equity assets (i.e., non-fixed income investments having substantial volatility of returns, such as common stocks and real estate investments), including derivative programs associated with these assets, as follows:
 - a. Determine the grouping for equity asset categories (e.g., large cap stocks, international stocks, owned real estate, etc.) and the allocation of specific assets to each category as described in Section 7.I.
 - b. Project the gross investment return including realized and unrealized capital gains for each investment category in a manner that is consistent with the prescribed general account equity return described in Section 7.G.
 - c. Model the timing of an asset sale in a manner that is consistent with the investment policy of the company for that type of asset. Reflect expenses through a deduction to the gross investment return using prudent estimate assumptions.
 3. Determine cash flows for each projection interval for policy loan assets by modeling existing loan balances either explicitly or by substituting assets that are a proxy for policy loans (e.g., bonds, cash, etc.) subject to the following:
 - a. If the company substitutes assets that are a proxy for policy loans, the company must demonstrate that such substitution:
 - i. Produces reserves that are no less than those that would be produced by modeling existing loan balances explicitly.
 - ii. Complies with the policyholder behavior requirements stated in Section 9.D.
 - b. If the company models policy loans explicitly, the company shall:

Requirements for Principle-Based Reserves for Life Products

VM-20

- i. Treat policy loan activity as an aspect of policyholder behavior and subject to the requirements of Section 9.D.
 - ii. For both the deterministic reserve and the stochastic reserve, assign loan balances either to exactly match each policy's utilization or to reflect average utilization over a model segment or sub-segments.
 - iii. Model policy loan interest in a manner consistent with policy provisions and with the scenario. In calculating the deterministic reserve and stochastic reserve, include interest paid in cash as a positive policy loan cash flow in that projection interval, per Section 4.A.4, but do not include interest added to the loan balance as a policy loan cash flow. (The increased balance will require increased repayment cash flows in future projection intervals.)
 - iv. Model policy loan principal repayments, including those that occur automatically upon death or surrender. In calculating the deterministic reserve and the stochastic reserve, include policy loan principal repayments as a positive policy loan cash flow, per Section 4.A.4.
 - v. Model additional policy loan principal. In calculating the deterministic and stochastic reserve, include additional policy loan principal as a negative policy loan cash flow, per Section 4.A.4 (but do not include interest added to the loan balance as a negative policy loan cash flow).
 - vi. Model any investment expenses allocated to policy loans and include them either with policy loan cash flows or insurance expense cash flows.
4. Determine cash flows from invested assets for each projection interval for assets used in the hedging of credited amounts for indexed accounts within life insurance products (including indexed life products and indexed accounts within other types of life insurance products) as follows:
- a. In lieu of the economic scenario 12 equity returns, as described in Section 7.G.1.a.ii for the deterministic reserve, use X% of the amount spent on options, accumulated to the end of the option settlement period, where X is equal to 100% in projection years 1–20 and 108% in projection years 21+. The one-year U.S. Treasury Department rate from scenario 12 applicable to the projection year will be used for accumulation.
 - b. For the scenarios described in Section 7.G.2 for the stochastic reserve, use scenario equity returns applicable to the underlying basis for credited interest, along with mechanics of the underlying options that reflect caps, floors, and participation rates.
45. Determine cash flows for each projection interval for all other general account assets by modeling asset cash flows on other assets that are not described in Section 7.F.1 through Section 7.F.3-4 using methods consistent with the methods described in Section 7.F.1 and Section 7.F.2. This includes assets that are a hybrid of fixed income and equity investments.
56. Determine cash flows or total investment returns as appropriate for each projection interval for all separate account assets as follows:

- a. Determine the grouping for each variable fund and subaccount (e.g., bonds funds, large cap stocks, international stocks, owned real estate, etc.) as described in Section 7.J.
 - b. Project the total investment return for each variable fund and subaccount in a manner that is consistent with the prescribed returns described in Section 7.G.
- G. Economic Scenarios
1. Deterministic Economic Scenarios
 - a. For purposes of calculating the deterministic reserve under Section 4, the company shall use:
 - i. Treasury interest rate curves following Scenario 12 from the set of prescribed scenarios used in the SERT defined in Section 6.A.2; and
 - ii. Total investment return paths for general account equity assets (excluding assets used in the hedging of credited amounts for indexed accounts as described in Section 7.F.4) and separate account fund performance consistent with the total investment returns for corresponding investment categories contained in Scenario 12 from the set of prescribed scenarios used in the SERT defined in Section 6.A.2.
 - b. The company shall map each of the proxy funds defined in Section 7.I and Section 7.J to the prescribed fund returns defined in Section 7.G.1.a following the mapping process described in Section 7.G.2.b.
 - c. The Scenario 12 interest rate yield curves and total investment returns are based on approximately a one standard deviation shock to the economic conditions as of the projection start date, where the shock is spread uniformly over the first 20 years of the projection. The values in Scenario 12 are based on the same generator that is used for the stochastic scenarios, as described in Appendix 1.
 2. Stochastic Economic Scenarios
 - a. For purposes of calculating the stochastic reserve under Section 5, the company shall use:
 - i. Treasury interest rate curves following the prescribed economic scenario generator with prescribed parameters, as described in Appendix 1; and
 - ii. Total investment return paths for general account equity assets and separate account fund performance generated from a prescribed economic scenario generator with prescribed parameters, as described in Appendix 1.

Guidance Note: It is expected that the prescribed generator will produce prescribed returns for several different investment categories (similar to the 19 categories provided by Academy for C3P2): Treasuries at different tenors, money market/short-term investments, U.S. Intermediate Term Government Bonds, U.S. Long-Term Corporate Bonds, Diversified Fixed Income, Diversified Balanced Allocation, Diversified Large Capitalized U.S. Equity, Diversified International Equity, Intermediate Risk Equity and Aggressive or Exotic Equity).

- b. The company shall map each of the proxy funds defined in Section 7.I and Section 7.J to the prescribed fund returns defined in Section 7.G.2.a. This mapping process may involve blending the accumulation factors from two or more of the prescribed fixed income and/or equity returns to create the projected returns for each proxy fund. If a proxy fund cannot be appropriately mapped to some combination of the prescribed returns, the company shall determine an appropriate return and disclose the rationale for determining such return.

Guidance Note: Mapping of the returns on the proxy funds to the prescribed funds returns is left to the judgment of the qualified actuary to whom responsibility for this group of policies is assigned, but the returns so generated must be consistent with the prescribed returns. This does not imply a strict functional relationship between the model parameters for various markets/funds, but it would generally be inappropriate to assume that a market or fund consistently “outperforms” (lower risk, higher expected return relative to the efficient frontier) over the long term.

When parameters are fit to historic data without consideration of the economic setting in which the historic data emerged, the market price of risk may not be consistent with a reasonable long-term model of market equilibrium. One possibility for establishing “consistent” parameters (or scenarios) across all funds would be to assume that the market price of risk is constant (or nearly constant) and governed by some functional (e.g., linear) relationship. That is, higher expected returns can be garnered only by assuming greater risk. (For example, the standard deviation of log returns is often used as a measure of risk.)

Specifically, two return distributions X and Y would satisfy the following relationship:

$$\text{Market Price of Risk} = \left(\frac{E[R_X] - r}{\sigma_X} \right) = \left(\frac{E[R_Y] - r}{\sigma_Y} \right)$$

Where $E[R]$ and σ are, respectively, the (unconditional) expected returns and volatilities, and r is the expected risk-free rate over a suitably long holding period commensurate with the projection horizon. One approach to establish consistent scenarios would set the model parameters to maintain a near-constant market price of risk.

A closely related method would assume some form of “mean-variance” efficiency to establish consistent model parameters. Using the historic data, the mean-variance (alternatively, “drift-volatility”) frontier could be constructed from a plot of (mean, variance) pairs from a collection of world market indices. The frontier could be assumed to follow some functional form (quadratic polynomials and logarithmic functions tend to work well) with the coefficients determined by standard curve fitting or regression techniques. Recognizing the uncertainty in the data, a “corridor” could be established for the frontier. Model parameters then would be adjusted to move the proxy market (fund) inside the corridor.

Clearly, there are many other techniques that could be used to establish consistency between the return on the proxy funds and the prescribed returns. While appealing, the above approaches do have drawbacks, and the actuary should not be overly optimistic in determining the fund returns.

- c. Use of fewer scenarios rather than a higher number of scenarios is permissible as a model efficiency technique provided that:

- i. The smaller set of scenarios is generated using the scenario picker tool provided within the prescribed scenario generator, and
 - ii. The use of the technique is consistent with Section 2.G.
 - d. The number of scenarios required to comply with Section 2.G will depend on the specific nature of the company's assets and liabilities and may change from time to time. Compliance with Section 2.G would ordinarily be tested by comparing scenario reserves of a simpler model or a representative subset of policies, run using the reduced scenario set, with the scenario reserves of the same subset or simpler model run using the larger scenario set.
 - e. Companies also shall perform a periodic analysis of the impact of using a different number of scenarios on the stochastic reserve, noting the difference in results as the number of scenarios is increased. Again, an appropriate subset of the entire in-force block can be used for this analysis.
- H. Determination of NAER and Discount Rates
 - 1. In calculating the deterministic reserve, under Section 4.A, the company shall determine a path of NAER for each model segment that reflects the net general account portfolio rate in each projection interval (i.e., monthly, quarterly, annually) in compliance with Section 7, which will depend primarily on:
 - a. Projected net investment earnings from the portfolio of starting assets.
 - b. Pattern of projected asset cash flows from the starting assets and subsequent reinvestment assets.
 - c. Pattern of net liability cash flows.
 - d. Projected net investment earnings from reinvestment assets.
 - 2. The company shall calculate the NAER as the ratio of net investment earnings divided by invested assets subject to the requirements in a through e below. All items reflected in the ratio are consistent with statutory asset valuation and accrual accounting, including reflection of due, accrued or unearned investment income where appropriate.
 - a. The impact of separate accounts and policy loans is excluded.
 - b. The NAER for each projection interval is calculated in a manner that is consistent with the timing of cash flows and length of the projection interval of the related cash-flow model.
 - c. Net investment earnings include:
 - i. Gross investment income plus capital gains and losses, minus prescribed default costs as defined in Section 9.F, and minus investment expenses.
 - ii. Income from derivative asset programs.
 - d. Invested assets are determined in a manner that is consistent with the timing of cash flows within the cash-flow model and the length of the projection interval of the cash-flow model.

- e. The annual statement value of derivative instruments or a reasonable approximation thereof is in invested assets.

All items reflected in the ratio are consistent with statutory asset valuation and accrual accounting, including reflection of due, accrued or unearned investment income where appropriate.

Guidance Note: Section 7.A.2 permits the use of modeling efficiency techniques to calculate the deterministic reserve and stochastic reserve. This availability for simplification includes ways to determine appropriate NAER. Small to intermediate size companies, or any size company with smaller blocks of business, have options to create NAER with modeling efficiency techniques if the results are consistent with Section 2.G.

3. The company shall use the path of NAER as the discount rates for each model segment in the deterministic reserve calculations in Section 4.A.
4. The company shall use the path of one-year Treasury interest rates in effect at the beginning of each projection year multiplied by 1.05 for each model segment within each scenario as the discount rates in the stochastic reserve calculations in Section 5.

Guidance Note: The use of different discount rate paths for the deterministic and scenario reserves is driven by differences in methodology. The deterministic reserve is based on a present value of all liability cash flows, with the discount rates reflecting the investment returns of the assets backing the liabilities. The scenario reserve is based on a starting estimate of the reserve and assets that support that estimate, plus the greatest present value of accumulated deficiencies. Here, the discount rates are a standard estimate of the investment returns of only the marginal assets needed to eliminate either a positive or negative deficiency.

I. Grouping of Equity Investments in the General Account

1. The company may group the portion of the general account starting assets that are equity investments (e.g., common stocks, real estate investments) for modeling using an approach that establishes various equity investment categories with each investment category defined to reflect the different types of equity investments in the portfolio.
2. The company shall design a proxy for each equity investment category in order to develop the investment return paths and map each investment category to an appropriately crafted proxy investment category normally expressed as a linear combination of recognized market indices (or sub-indices). The company shall include an analysis in the proxy construction process that establishes a firm relationship between the investment return on the proxy and the specific equity investment category.

J. Grouping of Variable Funds and Subaccounts for Separate Accounts

1. Similar to the approach used for general account equity investments, the company may group the portion of the starting asset amount held in the separate account represented by the variable funds and the corresponding account values for modeling using an approach that recognizes the investment guidelines and objectives of the funds.
2. Similar to the approach used for general account equity investments, the company shall design an appropriate proxy for each variable subaccount in order to develop the investment return paths and map each variable account to an appropriately crafted proxy fund normally expressed as a linear combination of recognized market indices (or sub-

indices). The company shall include an analysis in the proxy construction process that establishes a firm relationship between the investment return on the proxy and the specific variable funds.

K. Modeling of Derivative Programs

1. When determining the deterministic reserve and the stochastic reserve, the company shall include in the projections the appropriate costs and benefits of derivative instruments that are currently held by the company in support of the policies subject to these requirements. The company shall also include the appropriate costs and benefits of anticipated future derivative instrument transactions associated with the execution of a clearly defined hedging strategy, as well as the appropriate costs and benefits of anticipated future derivative instrument transactions associated with non-hedging derivative programs (e.g., replication, income generation) undertaken as part of the investment strategy supporting the policies, provided they are normally modeled as part of the company's risk assessment and evaluation processes.

Guidance Note: The requirements stated here for handling hedging strategies are essentially consistent with those included in the CTE methodology of VM-21 and the five principles spelled out there. The prohibition in these modeled reserve requirements against projecting future hedging transactions other than those associated with a clearly defined hedging strategy is intended to address initial concerns expressed by various parties that reserves could be unduly reduced by reflection of programs whose future execution and performance may have greater uncertainty. The prohibition appears, however, to be in conflict with Principle 2 listed in VM-21. Companies may actually execute and reflect in their risk assessment and evaluation processes hedging strategies similar in many ways to clearly defined hedging strategies but lack sufficient clarity in one or more of the qualification criteria. By excluding the associated derivative instruments, the investment strategy that is modeled may also not reflect the investment strategy the company actually uses. Further, because the future hedging transactions may be a net cost to the company in some scenarios and a net benefit in other scenarios, the exclusion of such transactions can result in a modeled reserve that is either lower or higher than it would have been if the transactions were not excluded. The direction of such impact on the reserves could also change from period to period as the actual and projected paths of economic conditions change. A more graded approach to recognition of non-qualifying hedging strategies may be more theoretically consistent with Principle 2. It is recommended that as greater experience is gained by actuaries and state insurance regulators with the principle-based approach and as industry hedging programs mature, the various requirements of this section be reviewed.

2. For each derivative program that is modeled, the company shall reflect the company's established investment policy and procedures for that program; project expected program performance along each scenario; and recognize all benefits, residual risks and associated frictional costs. The residual risks include, but are not limited to: basis, gap, price, parameter estimation and variation in assumptions (mortality, persistency, withdrawal, etc.). Frictional costs include, but are not limited to: transaction, margin (opportunity costs associated with margin requirements) and administration. For clearly defined hedging strategies, the company may not assume that residual risks and frictional costs have a value of zero, unless the company demonstrates in the PBR Actuarial Report that "zero" is an appropriate expectation.
3. In circumstances where one or more material risk factors related to a derivative program are not fully captured within the cash-flow model used to calculate CTE 70, the company

shall reflect such risk factors by increasing the stochastic reserve as described in Section 5.E.

Guidance Note: The previous two paragraphs address a variety of possible situations. Some hedging programs may truly have zero or minimal residual risk exposure, such as when the hedge program exactly replicates the liability being hedged. With dynamic hedging strategies, residual risks are typically expected; however, in some cases, the cash-flow model supporting the CTE calculation may be able to adequately reflect such risks through margins in program assumptions, adjustments to costs and benefits, etc. In other cases, reference to additional external models or analyses may be necessary where such results cannot be readily expressed in a format directly amenable to a CTE calculation. In such cases, the company will need to combine the results of such models by some method that is consistent with the objectives of these requirements. Emerging actuarial practice will be relied on to provide approaches for a range of situations that may be encountered.

Guidance Note: Statutes, laws or regulations of any state or jurisdiction related to the use of derivative instruments for hedging purposes supersede these provisions. Therefore, these provisions should not be used to determine whether a company is permitted to use such instruments in any state or jurisdiction.

L. Clearly Defined Hedging Strategy

1. A clearly defined hedging strategy must identify:
 - a. The specific risks being hedged (e.g., cash flow, policy interest credits, delta, rho, vega, etc.).
 - b. The hedge objectives.
 - c. The risks that are not hedged (e.g., variation from expected mortality, withdrawal, and other utilization or decrement rates assumed in the hedging strategy, etc.).
 - d. The financial instruments used to hedge the risks.
 - e. The hedge trading rules, including the permitted tolerances from hedging objectives.
 - f. The metrics for measuring hedging effectiveness.
 - g. The criteria used to measure hedging effectiveness.
 - h. The frequency of measuring hedging effectiveness.
 - i. The conditions under which hedging will not take place.
 - j. The person or persons responsible for implementing the hedging strategy.
 - k. Areas where basis, gap or assumption risk related to the hedging strategy have been identified.
 - l. The circumstances under which hedging strategy will not be effective in hedging the risks.

~~2. A clearly defined hedging strategy may be dynamic, static, or a combination of dynamic and static.~~

32. Hedging strategies involving the offsetting of the risks associated with other products outside of the scope of these requirements is not a clearly defined hedging strategy.

Guidance Note: For purposes of the above criteria, “effectiveness” need not be measured in a manner as defined in *SSAP No. 86—Derivatives* in the AP&P Manual.

Section 8: Reinsurance

A. General Considerations

1. In this section, reinsurance includes retrocession, and assuming company includes retrocessionaire.

Guidance Note: In determining reserves, one party to a reinsurance transaction may make use of reserve calculations of the other party. In this situation, if the company chooses assumptions that differ from those used by the other party, the company must either rerun the reserve calculation or be prepared to demonstrate that appropriate adjustments to the other party’s calculations have been made.

2. The company shall assume that the laws and regulations in place as of the valuation date regarding credit for reinsurance remain in effect throughout the projection period.
3. A company shall include a reinsurance agreement or amendment in calculating the minimum reserve if, under the terms of the AP&P Manual, the agreement or amendment qualifies for credit for reinsurance.
4. If a reinsurance agreement or amendment does not qualify for credit for reinsurance but treating the reinsurance agreement or amendment as if it did so qualify would result in a reduction to the company’s surplus, then the company shall increase the minimum reserve by the absolute value of such reductions in surplus.

Guidance Note: Section 8.A.3 provides that, in general, if a treaty does not meet the requirements for credit for reinsurance, it should not be allowed to reduce the reserve. Thus, it should not be allowed a reinsurance credit to the NPR, and its cash flows should not be included in the cash-flow models used to calculate the deterministic or stochastic reserve. Section 8.A.4 introduces the exception that if allowing a net premium credit and including the treaty cash flows in the cash-flow models would produce a more conservative result, then that more conservative result should prevail.

B. Determination of a Credit to the NPR to Reflect Reinsurance Ceded

1. Determination of the credit to the NPR to reflect reinsurance shall be done in accordance with *SSAP No. 61R—Life, Deposit-Type and Accident and Health Reinsurance* in the AP&P Manual.

Guidance Note: The credit taken under a coinsurance arrangement shall be calculated using the same methodology and assumptions used in determining its NPR, but only for the percentage of the risk that was reinsured. If the reinsurance is on a YRT basis, the credit shall be calculated using the assumptions used in determining the NPR, but for the net amount at risk.

2. If a company cedes a portion of a policy under more than one reinsurance agreement, then the company shall calculate a credit separately for each such agreement. The credit for reinsurance ceded for the policy shall be the sum of the credits for all such agreements.

3. The credit for reinsurance ceded applied to a group of policies shall be the sum of the credit for reinsurance ceded for each of the policies of the group.

C. Reflection of Reinsurance Cash Flows in the Deterministic Reserve or Stochastic Reserve

For policies issued on or after Jan. 4/1, 2020, and optionally for policies issued on or after Jan. 4/1, 2017, and before Jan. 4/1, 2020:

For non-guaranteed YRT reinsurance ceded or assumed, the cash-flow modeling requirements in Sections 8.C.1 through 8.C.14 below do not apply since non-guaranteed YRT reinsurance ceded or assumed does not need to be modeled; see Section 8.C.18 below. –YRT shall include other reinsurance arrangements that are similar in effect to YRT.

In calculations of the deterministic reserve or stochastic reserve pursuant to Section 4 and Section 5:

1. The company shall use assumptions and margins that are appropriate for each company pursuant to a reinsurance agreement. In such instance, the ceding and assuming companies are not required to use the same assumptions and margins for the reinsured policies.
2. To the extent that a single deterministic valuation assumption for risk factors associated with certain provisions of reinsurance agreements will not adequately capture the risk, the company shall do one of the following:
 - a. Stochastically model the risk factors directly in the cash-flow model when calculating the stochastic reserve.
 - b. Perform a separate stochastic analysis outside the cash-flow model to quantify the impact on reinsurance cash flows to and from the company. The company shall use the results of this analysis to adjust prudent estimate assumptions or to determine an amount to adjust the stochastic reserve to adequately make provision for the risks of the reinsurance features.

<p>Guidance Note: An example of reinsurance provisions where a single deterministic valuation assumption will not adequately capture the risk is stop-loss reinsurance.</p>
--

3. The company shall determine cash flows for reinsurance ceded subject to the following:
 - a. The company shall include the effect of projected cash flows received from or paid to assuming companies under the terms of ceded reinsurance agreements in the cash flows used in calculating the deterministic reserve in Section 4 and stochastic reserves in Section 5.
 - b. If cash flows received from or paid to assuming companies under the terms of any reinsurance agreement are dependent upon cash flows received from or paid to assuming companies under other reinsurance agreements, the company shall first determine reinsurance cash flows for reinsurance agreements with no such dependency and then use the reinsurance cash flows from these independent agreements to determine reinsurance cash flows for the remaining dependent agreements.
 - c. The company shall use assumptions to project cash flows to and from assuming companies that are consistent with other assumptions used by the company in

calculating the deterministic or stochastic reserve for the reinsured policies and that reflect the terms of the reinsurance agreements.

4. The company shall determine cash flows for reinsurance assumed subject to the following:
 - a. The company shall include the effect of cash flows projected to be received from and paid to ceding companies under the terms of assumed reinsurance agreements in the cash flows used in calculating the deterministic reserve in Section 4 and the stochastic reserve in Section 5.
 - b. If cash flows received from or paid to ceding companies under the terms of any reinsurance agreement are dependent upon cash flows received from or paid to ceding companies under other reinsurance agreements, the company shall first determine reinsurance cash flows for reinsurance agreements with no such dependency and then use the reinsurance cash flows from these independent agreements to determine reinsurance cash flows for the remaining dependent agreements.
5. If a company assumes a policy under more than one reinsurance agreement, then the company may treat each agreement separately for the purposes of calculating the reserve.
6. An assuming company shall use assumptions to project cash flows to and from ceding companies that reflect the assuming company's experience for the business segment to which the reinsured policies belong and reflect the terms of the reinsurance agreement.
7. The company shall assume that the counterparties to a reinsurance agreement are knowledgeable about the contingencies involved in the agreement and likely to exercise the terms of the agreement to their respective advantage, taking into account the context of the agreement in the entire economic relationship between the parties. In setting assumptions for the NGE in reinsurance cash flows, the company shall include, but not be limited to, the following:
 - a. The usual and customary practices associated with such agreements.
 - b. Past practices by the parties concerning the changing of terms, in an economic environment similar to that projected.
 - c. Any limits placed upon either party's ability to exercise contractual options in the reinsurance agreement.
 - d. The ability of the direct-writing company to modify the terms of its policies in response to changes in reinsurance terms.
 - e. Actions that might be taken by a party if the counterparty is in financial difficulty.
8. The company shall account for any actions that the ceding company and, if different, the direct-writing company have taken or are likely to take that could affect the expected cash flows of the reinsured business in determining assumptions for the modeled reserve.

Guidance Note: Examples of actions the direct-writing company could take include: 1) instituting internal replacement programs or special underwriting programs, both of which could change expected mortality rates; or 2) changing NGE in the reinsured policies, which could affect mortality, policyholder behavior, and possibly expense and investment assumptions. Examples of actions the ceding company could take include: 1) the exercise of contractual options in a reinsurance agreement to influence the setting of NGEs in the reinsured policies; or 2) the ability to participate in claim decisions.

9. For actions taken by the ceding company and, if different, the direct-writing company, set assumptions in a manner consistent with Section 9.D. Note that these assumptions are in addition to, rather than in lieu of, assumptions as to the behavior of the underlying policyholders.
10. The company shall use assumptions in determining the modeled reserve that account for any actions that the assuming company has taken or is likely to take that could affect the expected cash flows of the reinsured business.

Guidance Note: Examples of such actions include, but are not limited to, changes to the current scale of reinsurance premiums and changes to expense allowances.

11. The company shall consider all elements of a reinsurance agreement that the assuming company can change, and assumptions for those elements are subject to the requirements in Section 7.C. Appropriate assumptions for these elements may depend on the scenario being tested. The company shall take into account all likely consequences of the assuming company changing an element of the reinsurance agreement, including any potential impact on the probability of recapture by the ceding company.

Guidance Note: The ability of an assuming company to change elements of a reinsurance agreement, such as reinsurance premiums or expense allowances, may be thought of as comparable to the ability of a direct-writing company to change NGE on policies.

12. The company shall set assumptions in a manner consistent with Section 8.C.8, taking into account any ceding company option to recapture reinsured business. Appropriate assumptions may depend on the scenario being tested (analogous to interest-sensitive lapses).

Guidance Note: The right of a ceding company to recapture is comparable to policyholder surrender options for a direct-writing company. Cash flows associated with recapture include recapture fees or other termination settlements.

13. The company shall set assumptions in a manner consistent with Section 8.C.10, taking into account an assuming company's right to terminate in-force reinsurance business. In the case in which the assuming company's right to terminate is limited to cases of non-payment of amounts due by the ceding company or other specific, limited circumstances, the company may assume that the termination option would be expected to have insignificant value to either party and, therefore, may exclude recognition of this right to terminate in the cash-flow projections. However, if a reinsurance agreement contains other termination provisions with material impact, the company shall set appropriate assumptions for these provisions consistent with the particular scenario being tested.
14. If, under the terms of the reinsurance agreement, some of the assets supporting the reserve are held by the counterparty or by another party, the company shall:

- a. Consider the following in order to determine whether to model such assets for purposes of projecting cash flows:
 - i. The degree of linkage between the portfolio performance and the calculation of the reinsurance cash flows.
 - ii. The sensitivity of the valuation result to the asset portfolio performance.
- b. If the company concludes that modeling is unnecessary, document the testing and logic leading to that conclusion.
- c. If the company determines that modeling is necessary, comply with the requirements in Section 7.E and Section 9.F, taking into account:
 - i. The investment strategy of the company holding the assets, as codified in the reinsurance agreement or otherwise based on current documentation provided by that company.
 - ii. Actions that may be taken by either party that would affect the net reinsurance cash flows (e.g., a conscious decision to alter the investment strategy within the guidelines).

Guidance Note: In some situations, it may not be necessary to model the assets held by the other party. An example would be modeling by an assuming company of a reinsurance agreement containing provisions, such as experience refund provisions, under which the cash flows and effective investment return to the assuming company are the same under all scenarios.

Guidance Note: Special considerations for modified coinsurance: Although the modified coinsurance (ModCo) reserve is called a reserve, it is substantively different from other reserves. It is a fixed liability from the ceding company to the assuming company in an exact amount, rather than an estimate of a future obligation. The ModCo reserve is analogous to a deposit. This concept is clearer in the economically identical situation of funds withheld. Therefore, the value of the modified coinsurance reserve generally will not have to be determined by modeling. However, the projected ModCo interest may have to be modeled. In many cases, the ModCo interest is determined by the investment earnings of an underlying asset portfolio, which, in some cases, will be a segregated asset portfolio or in others the ceding company's general account. Some agreements may use a rate not tied to a specific portfolio.

15. If a ceding company has knowledge that an assuming company is financially impaired, the ceding company shall establish a margin for the risk of default by the assuming company. In the absence of knowledge that the assuming company is financially impaired, the ceding company is not required to establish a margin for the risk of default by the assuming company.

16. If an assuming company has knowledge that a ceding company is financially impaired, the assuming company shall establish a margin for the risk of default by the ceding company. Such margin may be reduced or eliminated if the assuming company has a right to terminate the reinsurance upon non-payment by the ceding company. In the absence of knowledge that a ceding company is financially impaired, the assuming company is not required to establish a margin for the risk of default by the ceding company.
17. In setting any margins required by Section 8.C.15 and Section 8.C.16 to reflect potential uncertainty regarding the receipt of cash flows from a counterparty, the company shall take into account the ratings, RBC ratio or other available information related to the probability of the risk of default by the counterparty, as well as any security or other factor limiting the impact on cash flows.
18. For policies issued on or after Jan. 4/1, 2020, and optionally for policies issued on or after Jan. 4/1, 2017, and before Jan. 4/1, 2020:
When the reinsurance ceded or assumed is on a non-guaranteed YRT or similar basis, the corresponding reinsurance cash flows do not need to be modeled. Rather, for a ceding company, the post-reinsurance-ceded DR or SR shall be the pre-reinsurance-ceded DR or SR pursuant to Section 8.D.2, plus any applicable provision pursuant to Section 8.C.15 and Section 8.C.17, minus the NPR reinsurance credit from Section 8.B. For an assuming company, the DR or SR for the business assumed on a non-guaranteed YRT or similar basis shall be set equal to the NPR from Section 3.B.8, plus any applicable provision pursuant to Section 8.C.16 and Section 8.C.17. In the case where there are also other reinsurance arrangements that are not on a non-guaranteed YRT or similar basis, the reinsurance credit shall include the modeled reinsurance credit reflecting those other reinsurance arrangements. In particular, where there are also other reinsurance arrangements that are dependent on the non-guaranteed YRT or similar arrangements, actuarial judgment shall be used to project cash flows consistent with the above outlined treatment for non-guaranteed YRT or similar arrangements.

Guidance Note: The above method is an interim approach. A longer-term solution to YRT is intended to be adopted by state insurance regulators, after state insurance regulators and industry have had additional time to consider and evaluate the variety of approaches that have been put forward as potential longer-term solutions.

D. Determination of a Pre-Reinsurance-Ceded Minimum Reserve

1. The minimum reserve pursuant to Section 2 is a post-reinsurance-ceded minimum reserve. The company also shall calculate a pre-reinsurance-ceded reserve as specified in Section 8.D.2 below, for financial statement purposes where such a pre-reinsurance-ceded amount is required. Similarly, where a reserve credit for reinsurance may be required, the credit for reinsurance ceded shall be ~~the excess, if any, of~~ the pre-reinsurance-ceded minimum reserve, ~~over~~ minus the minimum reserve (post-reinsurance-ceded) minimum reserve. This credit may be negative. Note that due allowance for reasonable approximations may be used where appropriate.
2. The pre-reinsurance-ceded minimum reserve shall be calculated pursuant to the requirements of VM-20, using methods and assumptions consistent with those used in calculating the minimum reserve, but excluding the effect of ceded reinsurance.
 - a. If, on a pre-reinsurance-ceded basis when ceded reinsurance is excluded, a group of policies is not able to pass the exclusion tests pursuant to Section 6, then the required deterministic or stochastic reserves shall be calculated in determining the

pre-reinsurance-ceded minimum reserve, even if not required for the minimum reserve.

- b. The company shall use assumptions that represent company experience in the absence of reinsurance—for example, assuming that the business was managed in a manner consistent with the manner that retained business is managed—when computing such exclusion tests and reserves.
- c. The requirement in Section 7.D.3 regarding the 98% to 102% collar does apply when determining the amount of starting assets excluding the effect of ceded reinsurance.

Section 9: Assumptions

A. General Assumption Requirements

1. The company shall use prudent estimate assumptions in compliance with this section for each risk factor that is not ~~prescribed or is not~~ stochastically modeled by applying a margin to the anticipated experience assumption for the risk factor; if such a risk factor has been categorized as a material risk.
2. The company shall establish the prudent estimate assumption for each risk factor in compliance with the requirements in Section 12 of Model #820 and must periodically review and update the assumptions as appropriate in accordance with these requirements.
3. The company shall model the following risk factors stochastically unless the company elects the stochastic modeling exclusion defined in Section 6:
 - a. Interest rate movements (i.e., Treasury interest rate curves).
 - b. Equity performance (e.g., Standard & Poor's 500 index [S&P 500] returns and returns of other equity investments).
4. If the company elects to stochastically model risk factors in addition to those listed in Section 9.A.3 above, the requirements in this section for determining prudent estimate assumptions for these risk factors do not apply.
5. In determining the stochastic reserve, the company shall use prudent estimate assumptions that are consistent with those prudent estimate assumptions used for determining the deterministic reserve, modified as appropriate to reflect the effects of each scenario.
6. The company shall use its own experience, if relevant and credible, to establish an anticipated experience assumption for any risk factor. To the extent that company experience is not available or credible, the company may use industry experience or other data to establish the anticipated experience assumption, making modifications as needed to reflect the circumstances of the company.
 - a. For risk factors (such as mortality) to which statistical credibility theory may be appropriately applied, the company shall establish anticipated experience assumptions for the risk factor by combining relevant company experience with industry experience data, tables or other applicable data in a manner that is consistent with credibility theory and accepted actuarial practice.
 - b. For risk factors (such as premium patterns on flexible premium contracts) that do not lend themselves to the use of statistical credibility theory, and for risk factors

(such as the current situation with some lapse assumptions) to which statistical credibility theory can be appropriately applied but cannot currently be applied due to lack of industry data, the company shall establish anticipated experience assumptions in a manner that is consistent with accepted actuarial practice and that reflects any available relevant company experience, any available relevant industry experience, or any other experience data that are available and relevant. Such techniques include:

- i. Adopting standard assumptions published by professional, industry or regulatory organizations to the extent they reflect any available relevant company experience or reasonable expectations.
 - ii. Applying factors to relevant industry experience tables or other relevant data to reflect any available relevant company experience and differences in expected experience from that underlying the base tables or data due to differences between the risk characteristics of the company experience and the risk characteristics of the experience underlying the base tables or data.
 - iii. Blending any available relevant company experience with any available relevant industry experience and/or other applicable data using weightings established in a manner that is consistent with accepted actuarial practice and that reflects the risk characteristics of the underlying policies and/or company practices.
- c. For risk factors that have limited or no experience or other applicable data to draw upon, the assumptions shall be established using sound actuarial judgment and the most relevant data available, if such data exists.
 - d. For any assumption that is set in accordance with the requirements of Section 9.A.6.c, the qualified actuary to whom responsibility for this group of policies is assigned shall use sensitivity testing and disclose the analysis performed to ensure that the assumption is set at the conservative end of the plausible range.

The qualified actuary, to whom responsibility for this group of policies is assigned, shall annually review relevant emerging experience for the purpose of assessing the appropriateness of the anticipated experience assumption. If the results of statistical or other testing indicate that previously anticipated experience for a given factor is inadequate, then the qualified actuary shall set a new, adequate, anticipated experience assumption for the factor.

- 7. The company shall ~~sensitivity test risk factors that are not stochastically modeled and examine the results of sensitivity testing to understand the materiality of prudent estimate assumptions-impact~~ on the modeled reserve. The company shall update the sensitivity tests periodically as appropriate, ~~considering the materiality of the results of the tests~~. The company may update the tests less frequently when the tests show less sensitivity of the modeled reserve to changes in the assumptions being tested or the experience is not changing rapidly. Providing there is no material impact on the results of the sensitivity testing, the company may perform sensitivity testing:

- a. Using samples of the policies in force rather than performing the entire valuation for each alternative assumption set.
- b. Using data from prior periods.

Guidance Note: Sensitivity testing every risk factor on an annual basis is not required.

For some risk factors, it may be reasonable, in lieu of sensitivity testing, to employ statistical measures for margins, such as adding one or more standard deviations to the anticipated experience assumption.

8. The company shall vary the prudent estimate assumptions from scenario to scenario within the stochastic reserve calculation in an appropriate manner to reflect the scenario-dependent risks.

B. Assumption Margins

The company shall include margins to provide for adverse deviations and estimation error in the prudent estimate assumption for each risk factor that is not stochastically modeled or prescribed, subject to the following:

1. The company shall determine an explicit set of initial margins for each material ~~assumption~~ risk independently (that is, without regard to any margins in other risk factors and ignoring any correlation among risk factors). Next, if applicable, the level of a particular initial margin may be adjusted to take into account the fact that risk factors are not normally 100% correlated. However, in recognition that risk factors may become more heavily correlated as circumstances become more adverse, the initially determined margin may only be reduced to the extent the company can demonstrate that the method used to justify such a reduction is reasonable, considering the range of scenarios contributing to the CTE calculation or considering the scenario used to calculate the deterministic reserve as applicable or considering appropriate adverse circumstances for risk factors not stochastically modeled. It is not permissible to adjust the initial margin to recognize, in whole or in part, implicit or prescribed margins that are present, or are believed to be present, in other risk factors.

~~If not~~ Risks that are stochastically modeled (e.g., interest rates, equity returns) or have prescribed, ~~assumptions that are generally~~ margins (e.g., mortality, revenue sharing); shall be considered material risks. ~~Other risks generally considered to be material include, but are not limited to, mortality, morbidity, interest, equity returns, lapses/premium persistency, YRT premiums, maintenance expenses, lapses, and inflation. In some cases, the list of material risks may also include morbidity, acquisition expenses, partial withdrawals, policy loans and, term conversions, NGEs, and/or option elections that contain an element of anti-selection.~~

2. The greater the uncertainty in the anticipated experience assumption, the larger the required margin, with the margin added or subtracted as needed to produce a larger modeled reserve than would otherwise result. For example, the company shall use a larger margin when:
 - a. The experience data have less relevance or lower credibility.
 - b. The experience data are of lower quality, such as incomplete, internally inconsistent or not current.
 - c. There is doubt about the reliability of the anticipated experience assumption, such as, but not limited to, recent changes in circumstances or changes in company policies.
 - d. There are constraints in the modeling that limit an effective reflection of the risk factor.

3. In complying with the sensitivity testing requirements in Section 9.A.7 above, greater analysis and more detailed justification are needed to determine the level of uncertainty when establishing margins for risk factors that produce greater sensitivity on the modeled reserve.
4. A margin is permitted but not required for assumptions ~~when variations in the assumptions that do not have a represent~~ material ~~impact on the modeled reserve risks.~~
5. A margin should reflect the magnitude of fluctuations in historical experience of the company for the risk factor, as appropriate.
6. The company shall apply the method used to determine the margin consistently on each valuation date but is permitted to change the method from the prior year if the rationale for the change and the impact on modeled reserve is disclosed.

C. Mortality Assumptions

1. Procedure for Setting Prudent Estimate Mortality Assumptions
 - a. The company shall determine mortality segments for the purpose of determining separate prudent estimate mortality assumptions for groups of policies that the company expects will have different mortality experience than other groups of policies (such as male vs. female, smoker vs. non-smoker, preferred vs. super-preferred vs. residual, etc.).
 - b. For each mortality segment, the company shall establish prudent estimate mortality assumptions using the following procedure:
 - i. Determine the company experience mortality rates as provided in Section 9.C.2. If company experience data is limited or not available, the company can use an applicable industry basic table in lieu of company experience as provided in Section 9.C.3.
 - ii. ~~If the company determines company experience mortality rates as provided in Section 9.C.2, then u~~Use the procedure described in Section 9.C.3 to determine the applicable industry table for each mortality segment ~~to grade company experience to the industry table.~~
 - iii. Determine the anticipated experience assumptions as provided in Section 9.C.4.
 - iv. Determine the level of credibility of the underlying company experience as provided in Section 9.C.45.
 - iv. ~~Determine the prescribed mortality margins as provided in Section 9.C.56.~~ Separate mortality margins are determined for company experience mortality rates and for the applicable industry basic tables.
 - vi. Use the procedure described in Section 9.C.6-7 to determine the prudent estimate mortality assumptions.
2. Determination of Company Experience Mortality Rates
 - a. For each mortality segment, the company shall determine company experience mortality rates derived from company experience data. If company experience data

is not available or is limited, the company can choose to use an applicable industry basic table in lieu of its own company experience, as provided in Section 9.C.3.

- b. Company experience data shall be based on experience from the following sources:
- i. Actual company experience for books of business within the mortality segment.
 - ii. Experience from other books of business within the company with similar underwriting.
 - iii. Experience data from other sources, if available and appropriate, such as actual experience data of one or more mortality pools in which the policies participate under the term of a reinsurance agreement. Data from other sources is appropriate if the source has underwriting and expected mortality experience characteristics that are similar to policies in the mortality segment.
- c. The company experience mortality rates shall not be lower than the mortality rates the company expects to emerge, which the company can justify, and which are disclosed in the PBR Actuarial Report.
- d. ~~When determining the company experience mortality rates for each mortality segment, the company may base the mortality on the more aggregate company experience for a group of mortality segments when determining the company experience mortality rates for each of the individual mortality segments in the group if the mortality segments were subject to the same or similar underwriting processes.~~
- ~~i. For directly written policies, "underwriting processes" means the processes by which the direct-writing company determines which risks to accept and to which risk class each policy is assigned, including any impacts on these determinations due to distribution systems and target markets.~~
 - ~~ii. For assumed policies, "underwriting processes" means the processes by which the assuming company determines which risks to accept and to which risk class each policy is assigned, when such processes are separate and distinct from the underwriting processes used by the direct-writing company. For an assuming company that depends upon the direct-writing company's underwriting processes, "underwriting processes" means the direct-writing company's underwriting processes.~~
 - ~~iii. An underwriting process that is expected to produce similar mortality to that of a previously established underwriting process, or for which the expected mortality differs from that of a previously established underwriting process only as the result of one or more specific, identifiable modifications to the established underwriting process for which the expected difference in mortality may be reasonably estimated, may be treated as similar to the previously established underwriting process if these expectations regarding mortality are supported by relevant, pursuant to Section 9.A.6, third-party proprietary experience studies (such as those of reinsurers or consulting firms) or published medical, clinical, actuarial,~~

or industry studies.

- iv. An underwriting process that has been shown to produce similar mortality to that of a previously established underwriting process based on a retrospective demonstration using statistical analyses, predictive model back-testing, or other modeling methods, or for which the expected difference in mortality due to one or more specific, identifiable modifications to a previously established underwriting process has been estimated, based on a retrospective demonstration using statistical analyses, predictive model back-testing, or other modeling methods, may be treated as similar to the previously established underwriting process. Such a retrospective demonstration shall be carried out and repeated at least once every three years, until such a time as the estimated change in expected mortality has been shown to be stable and unlikely to change based on further review. Notwithstanding the above, a retrospective demonstration is not required if the difference between the modified underwriting process and the established underwriting process is minor, such as a change in the thresholds associated with a risk characteristic, and it is clearly and reasonably expected to result in mortality experience that is not materially worse.

To the extent that, when treating an underwriting process as similar, the judgment of the similarity of expected mortality or the estimate of the expected difference in mortality increases uncertainty in the mortality assumption, the margin applicable to the mortality assumption should be increased pursuant to Section 9.C.56.d.

v. _____

- vi. If the company uses the aggregate company experience for a group of mortality segments when determining the company experience mortality rates for each of the individual mortality segments in the group, the company shall either:

a. ~~and use other~~ techniques to further subdivide the aggregate ~~class~~ experience into the various ~~subclasses or~~ mortality segments (e.g., start with aggregate non-smoker and then use the conservation of total deaths principle, normalization or other approach to divide the aggregate mortality into super preferred, preferred and residual standard non-smoker class assumptions); ~~or~~

b. Use techniques to adjust the experience of each mortality segment in the group to reflect the aggregate company experience for the group (e.g., by credibility weighting the individual mortality segment experience with the aggregate company experience for the group).

In doing so, the company must ensure that when the mortality segments are weighted together, the total amount of expected claims is not less than the aggregate company experience data for the aggregate class group.

- e. The company shall review, and update as needed, the company experience data described in Section 9.C.2.b, based on either an updated company mortality study ~~whether based on actual experience~~ or updated mortality study data from other

sources, at least every three years. If updated experience becomes available prior to the end of three years since the last review or update, which alters the company's expected mortality for the mortality segments in a significant manner and such impact is expected to continue into the future, the company shall reflect the changes implied by the updated data in the current year.

- i. The company experience data for each mortality segment shall include the most recent experience study and shall include the in-force and claim data pertaining to the study period for all policies currently in the mortality segment or that would have been in the mortality segment at any time during the period over which experience is being evaluated.
 - ii. The period of time used for the experience study should be at least three exposure years and should not exceed 10 exposure years.
- f. The company may remove from the company experience data any policies for which the experience is reflected through adjustments to the prudent estimate assumptions as provided under Section 9.C.67.e below, including policies insuring impaired lives and those for which there is a reasonable expectation, due to conditions such as changes in premiums or other policy provisions, that policyholder behavior will lead to mortality results that vary significantly from those that would otherwise be expected.

The company may adjust the company experience rates for each mortality segment to reflect the expected incremental change due to the adoption of risk selection and underwriting practices different from those underlying the company experience data identified above, provided that:

- i. The adjustments are supported by published medical or clinical studies or other published studies that correlate a specific risk selection criterion to mortality or longevity experience (for example, criterion and correlations determined through predictive analytics).
- ii. The rationale and support for the use of the study and for the adjustments are disclosed in the PBR Actuarial Report.

Guidance Note: It is anticipated that the adjustment described in Section 9.C.2.f to experience will rarely be made. Since these adjustments are expected to be rare, and since it is difficult to anticipate the nature of these adjustments, the insurance commissioner may wish to determine the level of documentation or analysis that is required to allow such adjustments. The NAIC may want to consider whether approval by a centralized examination office would be an acceptable alternative to approval by the insurance commissioner.

- g. ~~Company experience mortality rates shall be based on amount of insurance, not number of policies. The amounts of insurance used in the numerators of the mortality rates shall be computed consistently with how the amounts in the denominators are calculated. A ceiling on the amount of insurance for a given policy is not permitted. Smoothing and graduation may generally be used in developing company experience mortality rates if it is done in a manner that does not result in a material change in total expected claims. However, in the case of catastrophic, non-recurring events, this does not preclude actuarially appropriate adjustments to company experience mortality rates, even if such adjustments result in a material change in total expected claims.~~

h. Mortality improvement shall not be incorporated beyond the valuation date. However, historical mortality improvement from the central point of the underlying company experience data to the valuation date may be incorporated.

3. Determination of Applicable Industry Basic Tables

- a. The industry basic table shall be based on the most recent VBT listed in VM-M Section 2, including the Primary, Limited Underwriting and Relative Risk (RR) Table forms, if available. The industry basic table used should be based on the table form that most appropriately reflects the risk characteristics of the respective mortality segment.
- b. A modified industry basic table is permitted in a limited number of situations where an industry basic table does not appropriately reflect the expected mortality experience, such as joint life mortality, simplified underwriting, or substandard or rated lives. In cases other than modification of the table to reflect joint life mortality, the modification must not result in mortality rates lower than those in the industry basic table without approval by the insurance commissioner.
- c. The company may apply the Relative Risk Tool described in Subsection 9.C.3.d below to determine:
 - i. The industry basic table that can serve as the industry experience rates when company experience data is limited or not available.
 - ii. The applicable industry basic table for grading company experience mortality to industry experience mortality using the grading method described in Section 9.C.~~67.b.iii~~
- d. The Relative Risk Tool was adopted by the Life Actuarial (A) Task Force and contains an algorithm that scores every risk class in a preferred risk class structure based on the specific underwriting criteria used by a company. The Relative Risk Tool can be found by clicking on the Relative Risk Tool link on the Society of Actuaries' (SOA) web page, <https://www.soa.org/research/topics/indiv-val-exp-study-list/>.
 - i. In using the Relative Risk Tool to determine the appropriate industry basic table for a particular mortality segment, the company shall take into account factors that are not recognized in the Relative Risk Tool but are applicable to policies issued in that mortality segment.

Guidance Note: Examples of such factors include the number of underwriting exceptions that are made, the quality and experience level of the underwriters, and characteristics of the distribution system. For example, if a company deviates from its preferred criteria on a regular basis, then it needs to take that into consideration since the Relative Risk Tool is not designed to quantify that risk.

- ii. In using the Relative Risk Tool to determine the appropriate industry basic table for policies that are issued subject to simplified underwriting and policies that are issued without underwriting, the company shall take into account factors not recognized in the Relative Risk Tool but are applicable to such policies.

- iii. In taking into account factors that are not recognized in the Relative Risk Tool, a company may, to the extent it can justify, adjust the industry basic tables up or down two Relative Risk Tables from that determined by application of the Relative Risk Tool. Further adjustments to reflect risk characteristics not captured within the Relative Risk Tool may be allowed upon approval by the insurance commissioner.
- e. As an alternative to the Relative Risk Tool, the company may use other actuarially sound methods to determine the applicable basic tables related to subdivisions of mortality segments. The company shall document the analysis performed to demonstrate the applicability of the chosen method and resulting choice in tables and reasons why the results using the Relative Risk Tool may not be suitable.

Guidance Note: For example, the company may determine a more all-inclusive basic table as a table appropriate for the whole mortality segment (appropriately modified by the removal of classified lives, term conversions or any other legitimately excludable class) and then subdivide that segment using actuarially sound methods including, but not limited to, the Relative Risk Tool.

- f. If no industry basic table appropriately reflects the risk characteristics of the mortality segment, the company may use any well-established industry table that is based on the experience of policies having the appropriate risk characteristics in lieu of an industry basic table.

Guidance Note: Section 9.C.3.f above is intended to provide flexibility needed to handle products based on group-type mortality, etc., for which there might not be an industry basic table.

- g. Mortality improvement shall not be incorporated beyond the valuation date. However, historical mortality improvement from the date of the industry basic table (e.g., ~~January 1, 2008, for the 2008 VBT and~~ July 1, 2015, for the 2015 VBT) to the valuation date may be incorporated using the improvement factors for the applicable industry basic table as determined by the SOA and published on the SOA website, <https://www.soa.org/research/topics/indiv-val-exp-study-list/> (Mortality Improvement Rates for AG-38 for Year-End YYYY).

Guidance Note: The improvement factors for the industry basic table will be determined by the SOA. YYYY is the calendar year of valuation.

Guidance Note: The start date for the improvement factors to be applied to the industry basic tables differs from that used for determining company experience mortality rates as described in Section 9.C.2.g.h, as the industry basic tables have already been improved from the mid-point of the exposure period of the data underlying the table to the year of the table; e.g., the 2015 VBT has already been improved from the mid-point of the underlying data supporting the table to 2015.

- h. ~~For any mortality segment, if the quantity $(A - B)$ is positive, then the industry basic table for the mortality segment shall be adjusted upward by the number of tables necessary, or the industry basic table rates shall be multiplied by an appropriate scalar (i.e., a single factor applied to all rates in the table, subject to a cap that ensures that mortality rates do not exceed 1,000 per 1,000), such that the quantity $(A - C)$ is negative, where:~~

A = the present value of projected expected claims at the duration where grading to the industry table begins, calculated using the company experience mortality rates.

B = the present value of projected expected claims at the duration where grading to the industry table begins, calculated using mortality rates from the industry basic table determined as per Sections 9.C.3.d, 9.C.3.e, or 9.C.3.f.

C = the present value of projected expected claims at the duration where grading to the industry table begins, calculated using the mortality rates from the basic industry table that has been adjusted as described at the beginning of this paragraph.

The expected claims are not to reflect mortality improvement beyond the valuation date.

4. Anticipated Experience Assumptions

- a. If the company uses an applicable industry basic table in lieu of its own company experience, as described in Section 9.C.2.a, then the anticipated experience assumptions shall be the applicable industry basic table.
- b. If the company uses company experience as described in Section 9.C.2.a, then the anticipated experience assumptions shall equal the company experience mortality rates described in Section 9.C.
- c. The mortality rates from the resulting anticipated experience assumptions must be no lower than the mortality rates that are actually expected to emerge and that the company can justify.

4.5. Credibility of Company Experience

- a. For valuations in which the industry basic mortality table is the 2008 VBT, determine an aggregate level of credibility over the entire exposure period using a methodology to determine the level of credibility that follows common actuarial practice as published in actuarial literature (for example, but not limited to, the Limited Fluctuation Method or Bühlmann Empirical Bayesian Method).

For valuations in which the industry basic mortality table is the 2015 VBT, determine an aggregate level of credibility following either the Limited Fluctuation Method by amount, such that the minimum probability is at least 95% with an error margin of no more than 5% or Bühlmann Empirical Bayesian Method by amount. Once chosen, the credibility method must be applied to all business subject to VM-20 and requiring credibility percentages. A company seeking to change credibility methods must request and subsequently receive the approval of the insurance commissioner. The request must include the justification for the change and a demonstration of the rationale supporting the change.

The formula to determine the credibility level by amount under the Limited Fluctuation Method is as follows:

$$\text{Limited Fluctuation } Z = \min\{1, rm/z\sigma\}$$

Where,

r = error margin $\leq 5\%$

z = normal distribution quantile $\geq 95\%$

m = mortality ratio—i.e., actual to expected (A/E) ratio by amount

σ = standard deviation of the mortality ratio

The following formula can be used in conjunction with the 2015 VBT industry table to directly approximate the credibility based on the Bühlmann Empirical Bayesian Method:

$$\text{Bühlmann } Z = \frac{A}{A + \frac{(109\% * B) - (120.4\% * C)}{(0.019604 * A)}}$$

Where,

A = Sum of expected deaths by amount = Σ (amount insured) x (exposure) x (mortality)

B = Σ (amount insured)² x (exposure) x (mortality)

C = Σ (amount insured)² x (exposure)² x (mortality)²

For both the Limited Fluctuation Method and the Bühlmann Empirical Bayesian Method, the credibility percentage shall be based on amounts of insurance, uncapped.

- b. Credibility may be determined at either the mortality segment level or at a more aggregate level if the mortality for the ~~individual sub-classes~~ (mortality segments) was determined using an aggregate level of mortality experience pursuant to Section 9.C.2.d.

A single level of credibility shall be determined over the entire exposure period, rather than for each duration, within the exposure period. This overall level of credibility will be used to:

- i. Determine the prescribed margin for company experience mortality rates.
- ii. Determine the grading period (based on the credibility percentage shown in the first column (1) in the ~~applicable table~~ Grading Table in Section 9.C.67.b.iii) for grading company experience mortality rates into the applicable industry basic table.

56. Prescribed Mortality Margins

- a. Separate prescribed margins will be added to company experience mortality rates and to the applicable industry basic tables. The mortality margin shall be in the form of a prescribed percentage increase applied to each mortality rate.
- b. The prescribed margin percentages for the company experience mortality rates will vary by attained age (at age), by the level of credibility of the underlying company experience, based on the level of credibility and the method used to determine the credibility in Section 9.C.45. The percentages are given in the following tables. The

Requirements for Principle-Based Reserves for Life Products**VM-20**

determine the margin percentage for each table, round the credibility level amount to the nearest whole integer.

- i. For valuations in which the industry mortality table is the 2008 VBT limited underwriting table:

Att Age	Credibility Level				
	0%–19%	20%–39%	40%–59%	60%–79%	80%–100%
<46	21.0%	13.7%	8.4%	6.3%	5.3%
46–47	20.0%	13.0%	8.0%	6.0%	5.0%
48–49	19.0%	12.4%	7.6%	5.7%	4.8%
50–51	18.0%	11.7%	7.2%	5.4%	4.5%
52–53	17.0%	11.1%	6.8%	5.1%	4.3%
54–55	16.0%	10.4%	6.4%	4.8%	4.0%
56–57	15.0%	9.8%	6.0%	4.5%	3.8%
58–59	14.0%	9.1%	5.6%	4.2%	3.5%
60–61	13.0%	8.5%	5.2%	3.9%	3.3%
62–63	12.0%	7.8%	4.8%	3.6%	3.0%
64–68	11.0%	7.2%	4.4%	3.3%	2.8%
69–76	10.0%	6.5%	4.0%	3.0%	2.5%
77+	9.0%	5.9%	3.6%	2.7%	2.3%

Requirements for Principle-Based Reserves for Life Products

VM-20

- ii. For valuations in which the industry mortality table is the 2015 VBT and where the credibility is determined using the Bühlmann Empirical Bayesian Method by amount method:

Bühlmann Margins												
Credibility Level												
Att Age	0%–7%	8%–12%	13%–17%	18%–22%	23%–27%	28%–32%	33%–37%	38%–42%	43%–47%	48%–52%	53%–57%	58%–62%
<46	20.4%	20.4%	20.4%	20.4%	20.0%	19.3%	18.6%	17.9%	17.1%	16.3%	15.5%	14.6%
46–47	20.2%	20.2%	20.2%	20.2%	20.0%	19.3%	18.6%	17.9%	17.1%	16.3%	15.5%	14.6%
48–49	20.0%	20.0%	20.0%	20.0%	19.7%	19.1%	18.4%	17.6%	16.9%	16.1%	15.3%	14.4%
50–51	19.8%	19.8%	19.8%	19.8%	19.4%	18.8%	18.1%	17.4%	16.7%	15.9%	15.1%	14.2%
52–53	19.6%	19.6%	19.6%	19.6%	19.1%	18.5%	17.8%	17.1%	16.4%	15.6%	14.8%	14.0%
54–55	19.2%	19.2%	19.2%	19.2%	18.8%	18.2%	17.5%	16.8%	16.1%	15.4%	14.6%	13.7%
56–57	18.9%	18.9%	18.9%	18.9%	18.5%	17.9%	17.2%	16.5%	15.8%	15.1%	14.3%	13.5%
58–59	18.5%	18.5%	18.5%	18.5%	18.1%	17.5%	16.9%	16.2%	15.5%	14.8%	14.1%	13.2%
60–61	18.2%	18.2%	18.2%	18.2%	17.8%	17.2%	16.5%	15.9%	15.2%	14.5%	13.8%	13.0%
62–63	17.8%	17.8%	17.8%	17.8%	17.4%	16.8%	16.2%	15.6%	14.9%	14.2%	13.5%	12.7%
64–65	17.4%	17.4%	17.4%	17.4%	17.0%	16.4%	15.8%	15.2%	14.6%	13.9%	13.2%	12.4%
66–67	16.9%	16.9%	16.9%	16.9%	16.6%	16.0%	15.4%	14.8%	14.2%	13.5%	12.8%	12.1%
68–69	16.5%	16.5%	16.5%	16.5%	16.2%	15.6%	15.0%	14.5%	13.8%	13.2%	12.5%	11.8%
70–71	16.1%	16.1%	16.1%	16.1%	15.7%	15.2%	14.6%	14.1%	13.5%	12.8%	12.2%	11.5%
72–73	15.6%	15.6%	15.6%	15.6%	15.3%	14.7%	14.2%	13.7%	13.1%	12.5%	11.8%	11.1%
74–75	15.1%	15.1%	15.1%	15.1%	14.8%	14.3%	13.8%	13.2%	12.7%	12.1%	11.5%	10.8%
76–77	14.6%	14.6%	14.6%	14.6%	14.3%	13.8%	13.3%	12.8%	12.2%	11.7%	11.1%	10.4%
78–79	14.1%	14.1%	14.1%	14.1%	13.8%	13.3%	12.8%	12.3%	11.8%	11.3%	10.7%	10.1%
80–81	13.6%	13.6%	13.6%	13.6%	13.3%	12.8%	12.4%	11.9%	11.4%	10.8%	10.3%	9.7%
82–83	13.0%	13.0%	13.0%	13.0%	12.7%	12.3%	11.9%	11.4%	10.9%	10.4%	9.9%	9.3%
84–85	12.5%	12.5%	12.5%	12.5%	12.2%	11.8%	11.4%	10.9%	10.4%	10.0%	9.4%	8.9%
86–87	11.9%	11.9%	11.9%	11.9%	11.6%	11.2%	10.8%	10.4%	10.0%	9.5%	9.0%	8.5%
88–89	11.3%	11.3%	11.3%	11.3%	11.1%	10.7%	10.3%	9.9%	9.5%	9.0%	8.6%	8.1%
90–91	10.7%	10.7%	10.7%	10.7%	10.5%	10.1%	9.7%	9.4%	9.0%	8.5%	8.1%	7.6%
92–93	10.1%	10.1%	10.1%	10.1%	9.8%	9.5%	9.2%	8.8%	8.4%	8.0%	7.6%	7.2%
94–95	9.4%	9.4%	9.4%	9.4%	9.2%	8.9%	8.6%	8.3%	7.9%	7.5%	7.1%	6.7%
96–97	8.8%	8.8%	8.8%	8.8%	8.6%	8.3%	8.0%	7.7%	7.4%	7.0%	6.6%	6.3%
98–99	8.1%	8.1%	8.1%	8.1%	7.9%	7.7%	7.4%	7.1%	6.8%	6.5%	6.1%	5.8%
100–101	7.4%	7.4%	7.4%	7.4%	7.3%	7.0%	6.8%	6.5%	6.2%	5.9%	5.6%	5.3%
102–103	6.7%	6.7%	6.7%	6.7%	6.6%	6.3%	6.1%	5.9%	5.6%	5.4%	5.1%	4.8%
104–105	6.0%	6.0%	6.0%	6.0%	5.9%	5.7%	5.5%	5.2%	5.0%	4.8%	4.5%	4.3%
>105	5.3%	5.3%	5.3%	5.3%	5.1%	5.0%	4.8%	4.6%	4.4%	4.2%	4.0%	3.8%

Requirements for Principle-Based Reserves for Life Products

VM-20

Bühlmann Margins												
Credibility Level												
Att Age	63%–67%	68%–72%	73%–77%	78%–82%	83%–87%	88%–89%	90%–91%	92%–93%	94%–95%	96%–97%	98%	99%+
<46	13.7%	12.7%	11.6%	10.3%	8.9%	8.0%	7.3%	6.5%	5.7%	4.6%	3.3%	2.3%
46–47	13.7%	12.7%	11.6%	10.3%	8.9%	8.0%	7.3%	6.5%	5.7%	4.6%	3.3%	2.3%
48–49	13.5%	12.5%	11.4%	10.2%	8.8%	7.9%	7.2%	6.4%	5.6%	4.6%	3.2%	2.3%
50–51	13.3%	12.3%	11.2%	10.0%	8.7%	7.8%	7.1%	6.4%	5.5%	4.5%	3.2%	2.2%
52–53	13.1%	12.1%	11.1%	9.9%	8.6%	7.7%	7.0%	6.3%	5.4%	4.4%	3.1%	2.2%
54–55	12.9%	11.9%	10.9%	9.7%	8.4%	7.5%	6.9%	6.1%	5.3%	4.3%	3.1%	2.2%
56–57	12.6%	11.7%	10.7%	9.5%	8.3%	7.4%	6.8%	6.0%	5.2%	4.3%	3.0%	2.1%
58–59	12.4%	11.5%	10.5%	9.4%	8.1%	7.3%	6.6%	5.9%	5.1%	4.2%	3.0%	2.1%
60–61	12.1%	11.2%	10.3%	9.2%	7.9%	7.1%	6.5%	5.8%	5.0%	4.1%	2.9%	2.1%
62–63	11.9%	11.0%	10.0%	9.0%	7.8%	7.0%	6.4%	5.7%	4.9%	4.0%	2.8%	2.0%
64–65	11.6%	10.8%	9.8%	8.8%	7.6%	6.8%	6.2%	5.6%	4.8%	3.9%	2.8%	2.0%
66–67	11.3%	10.5%	9.6%	8.6%	7.4%	6.6%	6.1%	5.4%	4.7%	3.8%	2.7%	1.9%
68–69	11.0%	10.2%	9.3%	8.3%	7.2%	6.5%	5.9%	5.3%	4.6%	3.7%	2.6%	1.9%
70–71	10.7%	9.9%	9.1%	8.1%	7.0%	6.3%	5.7%	5.1%	4.4%	3.6%	2.6%	1.8%
72–73	10.4%	9.7%	8.8%	7.9%	6.8%	6.1%	5.6%	5.0%	4.3%	3.5%	2.5%	1.8%
74–75	10.1%	9.4%	8.5%	7.6%	6.6%	5.9%	5.4%	4.8%	4.2%	3.4%	2.4%	1.7%
76–77	9.8%	9.0%	8.3%	7.4%	6.4%	5.7%	5.2%	4.7%	4.0%	3.3%	2.3%	1.7%
78–79	9.4%	8.7%	8.0%	7.1%	6.2%	5.5%	5.0%	4.5%	3.9%	3.2%	2.3%	1.6%
80–81	9.1%	8.4%	7.7%	6.9%	5.9%	5.3%	4.9%	4.3%	3.8%	3.1%	2.2%	1.5%
82–83	8.7%	8.1%	7.4%	6.6%	5.7%	5.1%	4.7%	4.2%	3.6%	2.9%	2.1%	1.5%
84–85	8.3%	7.7%	7.0%	6.3%	5.5%	4.9%	4.5%	4.0%	3.5%	2.8%	2.0%	1.4%
86–87	7.9%	7.4%	6.7%	6.0%	5.2%	4.7%	4.2%	3.8%	3.3%	2.7%	1.9%	1.3%
88–89	7.6%	7.0%	6.4%	5.7%	4.9%	4.4%	4.0%	3.6%	3.1%	2.6%	1.8%	1.3%
90–91	7.1%	6.6%	6.0%	5.4%	4.7%	4.2%	3.8%	3.4%	3.0%	2.4%	1.7%	1.2%
92–93	6.7%	6.2%	5.7%	5.1%	4.4%	3.9%	3.6%	3.2%	2.8%	2.3%	1.6%	1.1%
94–95	6.3%	5.8%	5.3%	4.8%	4.1%	3.7%	3.4%	3.0%	2.6%	2.1%	1.5%	1.1%
96–97	5.9%	5.4%	5.0%	4.4%	3.8%	3.4%	3.1%	2.8%	2.4%	2.0%	1.4%	1.0%
98–99	5.4%	5.0%	4.6%	4.1%	3.5%	3.2%	2.9%	2.6%	2.2%	1.8%	1.3%	0.9%
100–101	5.0%	4.6%	4.2%	3.7%	3.2%	2.9%	2.6%	2.4%	2.1%	1.7%	1.2%	0.8%
102–103	4.5%	4.2%	3.8%	3.4%	2.9%	2.6%	2.4%	2.1%	1.9%	1.5%	1.1%	0.8%
104–105	4.0%	3.7%	3.4%	3.0%	2.6%	2.3%	2.1%	1.9%	1.7%	1.4%	1.0%	0.7%
>105	3.5%	3.3%	3.0%	2.7%	2.3%	2.1%	1.9%	1.7%	1.5%	1.2%	0.8%	0.6%

Requirements for Principle-Based Reserves for Life Products

VM-20

- iii. For valuations in which the industry mortality table is the 2015 VBT and where the credibility is determined using the Limited Fluctuation Method:

Limited Fluctuation Margins										
Credibility Level										
Att Age	0%— 7%	8%— 12%	13%— 17%	18%— 22%	23%— 27%	28%— 32%	33%— 37%	38%— 42%	43%— 47%	48%— 52%
<46	20.4%	20.4%	17.4%	15.9%	14.5%	13.2%	12.1%	11.0%	10.0%	9.1%
46–47	20.2%	20.2%	17.4%	15.9%	14.5%	13.2%	12.1%	11.0%	10.0%	9.1%
48–49	20.0%	20.0%	17.2%	15.7%	14.3%	13.0%	11.9%	10.8%	9.9%	9.0%
50–51	19.8%	19.8%	17.0%	15.5%	14.1%	12.9%	11.7%	10.7%	9.7%	8.9%
52–53	19.6%	19.6%	16.7%	15.2%	13.9%	12.7%	11.5%	10.5%	9.6%	8.7%
54–55	19.2%	19.2%	16.4%	15.0%	13.6%	12.4%	11.3%	10.3%	9.4%	8.6%
56–57	18.9%	18.9%	16.1%	14.7%	13.4%	12.2%	11.1%	10.2%	9.3%	8.5%
58–59	18.5%	18.5%	15.8%	14.4%	13.1%	12.0%	10.9%	10.0%	9.1%	8.3%
60–61	18.2%	18.2%	15.5%	14.1%	12.9%	11.7%	10.7%	9.8%	8.9%	8.1%
62–63	17.8%	17.8%	15.2%	13.8%	12.6%	11.5%	10.5%	9.6%	8.7%	8.0%
64–65	17.4%	17.4%	14.8%	13.5%	12.3%	11.2%	10.2%	9.3%	8.5%	7.8%
66–67	16.9%	16.9%	14.5%	13.2%	12.0%	11.0%	10.0%	9.1%	8.3%	7.6%
68–69	16.5%	16.5%	14.1%	12.8%	11.7%	10.7%	9.7%	8.9%	8.1%	7.4%
70–71	16.1%	16.1%	13.7%	12.5%	11.4%	10.4%	9.5%	8.6%	7.9%	7.2%
72–73	15.6%	15.6%	13.3%	12.1%	11.1%	10.1%	9.2%	8.4%	7.7%	7.0%
74–75	15.1%	15.1%	12.9%	11.8%	10.7%	9.8%	8.9%	8.1%	7.4%	6.8%
76–77	14.6%	14.6%	12.5%	11.4%	10.4%	9.5%	8.6%	7.9%	7.2%	6.5%
78–79	14.1%	14.1%	12.0%	11.0%	10.0%	9.1%	8.3%	7.6%	6.9%	6.3%
80–81	13.6%	13.6%	11.6%	10.6%	9.6%	8.8%	8.0%	7.3%	6.7%	6.1%
82–83	13.0%	13.0%	11.1%	10.1%	9.2%	8.4%	7.7%	7.0%	6.4%	5.8%
84–85	12.5%	12.5%	10.6%	9.7%	8.8%	8.1%	7.4%	6.7%	6.1%	5.6%
86–87	11.9%	11.9%	10.1%	9.2%	8.4%	7.7%	7.0%	6.4%	5.8%	5.3%
88–89	11.3%	11.3%	9.6%	8.8%	8.0%	7.3%	6.7%	6.1%	5.5%	5.1%
90–91	10.7%	10.7%	9.1%	8.3%	7.6%	6.9%	6.3%	5.7%	5.2%	4.8%
92–93	10.1%	10.1%	8.6%	7.8%	7.1%	6.5%	5.9%	5.4%	4.9%	4.5%
94–95	9.4%	9.4%	8.0%	7.3%	6.7%	6.1%	5.6%	5.1%	4.6%	4.2%
96–97	8.8%	8.8%	7.5%	6.8%	6.2%	5.7%	5.2%	4.7%	4.3%	3.9%
98–99	8.1%	8.1%	6.9%	6.3%	5.7%	5.2%	4.8%	4.4%	4.0%	3.6%
100–101	7.4%	7.4%	6.3%	5.8%	5.3%	4.8%	4.4%	4.0%	3.6%	3.3%
102–103	6.7%	6.7%	5.7%	5.2%	4.8%	4.3%	4.0%	3.6%	3.3%	3.0%
104–105	6.0%	6.0%	5.1%	4.7%	4.3%	3.9%	3.5%	3.2%	2.9%	2.7%
>105	5.3%	5.3%	4.5%	4.1%	3.7%	3.4%	3.1%	2.8%	2.6%	2.4%

Limited Fluctuation Margins									
Credibility Level									
Att Age	53%– 57%	58%– 62%	63%– 67%	68%– 72%	73%– 77%	78%– 82%	83%– 87%	88%– 92%	93%– 100%
<46	8.3%	7.6%	6.9%	6.3%	5.8%	5.3%	4.8%	4.4%	4.0%
46–47	8.3%	7.6%	6.9%	6.3%	5.8%	5.3%	4.8%	4.4%	4.0%
48–49	8.2%	7.5%	6.8%	6.2%	5.7%	5.2%	4.7%	4.3%	3.9%
50–51	8.1%	7.4%	6.7%	6.1%	5.6%	5.1%	4.7%	4.2%	3.9%
52–53	8.0%	7.3%	6.6%	6.0%	5.5%	5.0%	4.6%	4.2%	3.8%
54–55	7.8%	7.2%	6.5%	5.9%	5.4%	4.9%	4.5%	4.1%	3.8%
56–57	7.7%	7.0%	6.4%	5.8%	5.3%	4.9%	4.4%	4.0%	3.7%
58–59	7.6%	6.9%	6.3%	5.7%	5.2%	4.8%	4.3%	4.0%	3.6%
60–61	7.4%	6.8%	6.2%	5.6%	5.1%	4.7%	4.3%	3.9%	3.5%
62–63	7.2%	6.6%	6.0%	5.5%	5.0%	4.6%	4.2%	3.8%	3.5%
64–65	7.1%	6.5%	5.9%	5.4%	4.9%	4.5%	4.1%	3.7%	3.4%
66–67	6.9%	6.3%	5.7%	5.2%	4.8%	4.4%	4.0%	3.6%	3.3%
68–69	6.7%	6.1%	5.6%	5.1%	4.7%	4.2%	3.9%	3.5%	3.2%
70–71	6.6%	6.0%	5.4%	5.0%	4.5%	4.1%	3.8%	3.4%	3.1%
72–73	6.4%	5.8%	5.3%	4.8%	4.4%	4.0%	3.7%	3.3%	3.0%
74–75	6.2%	5.6%	5.1%	4.7%	4.3%	3.9%	3.5%	3.2%	2.9%
76–77	6.0%	5.4%	5.0%	4.5%	4.1%	3.8%	3.4%	3.1%	2.9%
78–79	5.8%	5.2%	4.8%	4.4%	4.0%	3.6%	3.3%	3.0%	2.8%
80–81	5.5%	5.0%	4.6%	4.2%	3.8%	3.5%	3.2%	2.9%	2.6%
82–83	5.3%	4.8%	4.4%	4.0%	3.7%	3.4%	3.1%	2.8%	2.5%
84–85	5.1%	4.6%	4.2%	3.9%	3.5%	3.2%	2.9%	2.7%	2.4%
86–87	4.8%	4.4%	4.0%	3.7%	3.4%	3.1%	2.8%	2.5%	2.3%
88–89	4.6%	4.2%	3.8%	3.5%	3.2%	2.9%	2.6%	2.4%	2.2%
90–91	4.4%	4.0%	3.6%	3.3%	3.0%	2.7%	2.5%	2.3%	2.1%
92–93	4.1%	3.7%	3.4%	3.1%	2.8%	2.6%	2.4%	2.2%	2.0%
94–95	3.8%	3.5%	3.2%	2.9%	2.7%	2.4%	2.2%	2.0%	1.8%
96–97	3.6%	3.3%	3.0%	2.7%	2.5%	2.3%	2.1%	1.9%	1.7%
98–99	3.3%	3.0%	2.7%	2.5%	2.3%	2.1%	1.9%	1.7%	1.6%
100–101	3.0%	2.8%	2.5%	2.3%	2.1%	1.9%	1.7%	1.6%	1.4%
102–103	2.7%	2.5%	2.3%	2.1%	1.9%	1.7%	1.6%	1.4%	1.3%
104–105	2.4%	2.2%	2.0%	1.9%	1.7%	1.5%	1.4%	1.3%	1.2%
>105	2.1%	2.0%	1.8%	1.6%	1.5%	1.4%	1.2%	1.1%	1.0%

Requirements for Principle-Based Reserves for Life Products

VM-20

- c. The prescribed margin percentages for the applicable industry basic tables will vary by attained age and are as follows:
- i. For valuations in which the industry mortality table is the 2008 VBT limited underwriting table:

Mortality Margin Table

Attained Age	Load	Attained Age	Load
< 40	21%	65	11%
40	21%	66	11%
41	21%	67	11%
42	21%	68	11%
43	21%	69	10%
44	21%	70	10%
45	21%	71	10%
46	20%	72	10%
47	20%	73	10%
48	19%	74	10%
49	19%	75	10%
50	18%	76	10%
51	18%	77	9%
52	17%	78	9%
53	17%	79	9%
54	16%	80	9%
55	16%	81	9%
56	15%	82	9%
57	15%	83	9%
58	14%	84	9%
59	14%	85	9%
60	13%	86	9%
61	13%	87	9%
62	12%	88	9%
63	12%	89	9%
64	11%	90	9%

- ii. For valuations in which the industry table is the 2015 VBT:

Mortality Margin (Loading) for Industry Table

Attained Age	Load	Attained Age	Load
0-45	20.4%	76-77	14.6%
46-47	20.2%	78-79	14.1%
48-49	20.0%	80-81	13.6%
50-51	19.8%	82-83	13.0%
52-53	19.6%	84-85	12.5%
54-55	19.2%	86-87	11.9%
56-57	18.9%	88-89	11.3%
58-59	18.5%	90-91	10.7%
60-61	18.2%	92-93	10.1%
62-63	17.8%	94-95	9.4%
64-65	17.4%	96-97	8.8%
66-67	16.9%	98-99	8.1%
68-69	16.5%	100-101	7.4%
70-71	16.1%	102-103	6.7%
72-73	15.6%	104-105	6.0%
74-75	15.1%	106 and over	5.3%

- d. The prescribed margin percentages shall be increased, as appropriate, to reflect the level of uncertainty related to situations, including, but not limited to, the following:
- i. The reliability of the company's experience studies is low due to imprecise methodology, length of time since the data was updated or other reasons.
 - ii. The length of time since the experience data was updated.
 - iii. The underwriting or risk selection risk criteria associated with the mortality segment have changed since the experience on which the company experience mortality rates are based was collected.
 - iv. The data underlying the company experience mortality rates lack homogeneity.
 - v. Unfavorable environmental or health developments are unfolding and are expected to have a material and sustained impact on the insured population.
 - vi. Changes to the company's marketing or administrative practices or market forces expose the policies to the risk of anti-selection.

Guidance Note: For example, the secondary market for life insurance policies.

- vii. Underwriting is less effective than expected.

67. Process to Determine Prudent Estimate Assumptions

- a. If applicable industry basic tables are used in lieu of company experience as the anticipated experience assumptions, or if the level of credibility of the data as provided in Section 9.C.5 is less than 20%, the prudent estimate assumptions for each mortality segment shall equal the respective mortality rates in the applicable industry basic tables as provided in Section 9.C.3, including any applicable improvement pursuant to Section 9.C.3.g. plus the prescribed margin as provided in Section 9.C.5.c, and any additional margin as provided in Section 9.C.5.d plus any applicable additional margin pursuant to Section 9.C.56.d.v and/or Section 9.C.56.d.vi.
- b. If the company ~~determines~~ uses company experience mortality rates as the anticipated experience assumptions, the following process shall be used to develop prudent estimate assumptions will be determined as follows:
 - i. Determine the values of A, B, and C from the Grading Table below, based on the level of credibility of the data as provided in Section 9.C.5. For each mortality segment, use the company experience mortality rates (as defined in Section 9.C.2) for policy durations in which there exists sufficient company experience data (as defined below in paragraph ii), plus the prescribed margin as provided in Section 9.C.5.b and any additional margin as provided in Section 9.C.5.d.
 - ii. In determining the sufficient data period, the company shall first identify the last policy duration at which sufficient company experience data exists

~~(using all the sources defined in Section 9.C.2.b). The sufficient data period then ends at the last policy duration that has 50 or more claims (i.e., no duration beyond this point has 50 claims or more) subject to the limits in Column 2 of the applicable table in Section 9.C.6.b.iii.b. The sufficient data period may be determined at either the mortality segment level or at a more aggregate level if the mortality for the individual mortality segments was determined using an aggregate level of mortality experience pursuant to Section 9.C.2.d may be determined at a more aggregate level than the mortality segment if the company based its mortality on aggregate experience and then used a methodology to subdivide the aggregate class into various sub-classes or mortality segments.~~

Guidance Note: ~~The objective is to use the last duration at which there are 50 or more claims — not the first duration in which there are less than 50 claims.~~

- ~~iii. Beginning in the first policy duration after the sufficient data period, use the guidelines in the applicable table below to linearly grade from the company experience mortality rates with margins to 100% of the applicable industry basic table with margins. (The determination of the applicable industry basic table is described in Section 9.C.3.) Grading must begin and end no later than the policy durations shown in the applicable table below, based on the level of credibility of the data as provided in Section 9.C.4. For valuations on or after Jan. 1, 2015, if the credibility level is less than 20%, the company is not allowed to use its company experience and must use 100% of the applicable industry table.~~
- ~~a) Grading must begin no later than the number of years in column (3) after the first policy duration after the sufficient data period (as defined in Section 9.C.6.b.ii).~~
 - ~~b) Grading to 100% of the industry table must be completed no later than the number of years in column (4) after the first policy duration after the sufficient data period (as defined in Section 9.C.6.b.ii).~~

Table A:
Effective for Valuations Dec. 31, 2016, and Prior

Credibility of company data (as defined in Section 9.C.4 above), rounded to the nearest %	Maximum # of years for data to be considered sufficient	Maximum # of years in which to begin grading after sufficient data no longer exists	Maximum # of years in which the assumption must grade to 100% of an applicable industry table (from the duration where sufficient data no longer exists)
(1)	(2)	(3)	(4)
10%–19%	10	2	10
20%–39%	20	4	15
40%–59%	30	6	18
60%–79%	40	8	20
80%–100%	50	10	25

Table B:**~~Permissible for Valuations on and After Jan. 1, 2017, but Before Jan. 1, 2020~~**~~(in the alternative, company may elect to use Table C below)~~

Credibility of company data (as defined in Section 9.C.4 above); rounded to nearest % (1)	Maximum # of years for data to be considered sufficient (2)	Maximum # of years in which to begin grading after sufficient data no longer exists (3)	Maximum # of years in which the assumption must grade to 100% of an applicable industry table (from the duration where sufficient data no longer exists)* (4)
20% - 39%	10	2	8*
40% - 59%	20	4	12*
60% - 79%	35	7	17*
80% - 100%	50	10	25*

* Additional standards applicable only to Table B:

~~The maximum # of years in which the assumption must grade to 100% of an applicable industry table shall be the lesser of: (a) the appropriate number of years stated in the chart above; and (b) the number of years of sufficient data + 15 times the credibility percentage applicable to column (1) in the chart above. This maximum # of years figure shall be rounded to the nearest whole number.~~

~~For example, if the number of years of sufficient data was nine, and the credibility percentage over the sufficient data period was 80%, (b) would equal $9 + 15 \cdot (80\%) = 21$. The maximum # of years in which the assumption must grade to 100% of an applicable industry table (from the duration where sufficient data no longer exists) would, therefore, be 21.~~

Grading Table C:**Mandatory for Valuations on and After Jan. 1, 2020**

<u>Credibility of company data (as defined in Section 9.C.5 above) rounded to nearest %</u>	<u>A</u>	<u>B</u>	<u>C</u>
<u>20% - 30%</u>	<u>10</u>	<u>2</u>	<u>8</u>
<u>31% - 32%</u>	<u>11</u>	<u>3</u>	<u>8</u>
<u>33% - 34%</u>	<u>12</u>	<u>3</u>	<u>8</u>
<u>35% - 36%</u>	<u>13</u>	<u>3</u>	<u>9</u>
<u>37% - 38%</u>	<u>14</u>	<u>3</u>	<u>9</u>

Requirements for Principle-Based Reserves for Life Products

VM-20

<u>39%–40%</u>	<u>15</u>	<u>3</u>	<u>10</u>
<u>41%–42%</u>	<u>16</u>	<u>3</u>	<u>10</u>
<u>43%–44%</u>	<u>17</u>	<u>3</u>	<u>10</u>
<u>45%–46%</u>	<u>18</u>	<u>3</u>	<u>11</u>
<u>47%–48%</u>	<u>19</u>	<u>3</u>	<u>11</u>
<u>49%</u>	<u>20</u>	<u>3</u>	<u>11</u>
<u>50%</u>	<u>20</u>	<u>4</u>	<u>12</u>
<u>51%</u>	<u>21</u>	<u>4</u>	<u>12</u>
<u>52%–53%</u>	<u>22</u>	<u>4</u>	<u>12</u>
<u>54%</u>	<u>23</u>	<u>4</u>	<u>13</u>
<u>55%</u>	<u>24</u>	<u>4</u>	<u>13</u>
<u>56%</u>	<u>25</u>	<u>4</u>	<u>13</u>
<u>57%</u>	<u>25</u>	<u>5</u>	<u>13</u>
<u>58%</u>	<u>26</u>	<u>5</u>	<u>14</u>
<u>59%</u>	<u>27</u>	<u>5</u>	<u>14</u>
<u>60%–61%</u>	<u>28</u>	<u>5</u>	<u>14</u>
<u>62%</u>	<u>29</u>	<u>5</u>	<u>15</u>
<u>63%</u>	<u>30</u>	<u>6</u>	<u>15</u>
<u>64%–65%</u>	<u>31</u>	<u>6</u>	<u>15</u>
<u>66%</u>	<u>32</u>	<u>6</u>	<u>16</u>
<u>67%</u>	<u>33</u>	<u>6</u>	<u>16</u>
<u>68%–69%</u>	<u>34</u>	<u>6</u>	<u>16</u>
<u>70%</u>	<u>35</u>	<u>7</u>	<u>17</u>
<u>71%</u>	<u>36</u>	<u>7</u>	<u>17</u>
<u>72%</u>	<u>37</u>	<u>7</u>	<u>17</u>
<u>73%</u>	<u>38</u>	<u>7</u>	<u>18</u>
<u>74%</u>	<u>39</u>	<u>7</u>	<u>18</u>
<u>75%</u>	<u>40</u>	<u>7</u>	<u>18</u>
<u>76%</u>	<u>41</u>	<u>7</u>	<u>19</u>
<u>77%</u>	<u>42</u>	<u>8</u>	<u>19</u>
<u>78%</u>	<u>43</u>	<u>8</u>	<u>19</u>
<u>79%</u>	<u>44</u>	<u>8</u>	<u>20</u>
<u>80%</u>	<u>45</u>	<u>8</u>	<u>20</u>
<u>81%</u>	<u>46</u>	<u>8</u>	<u>20</u>
<u>82%</u>	<u>47</u>	<u>8</u>	<u>21</u>
<u>83%</u>	<u>48</u>	<u>9</u>	<u>21</u>
<u>84%</u>	<u>49</u>	<u>9</u>	<u>21</u>
<u>85%–87%</u>	<u>50</u>	<u>9</u>	<u>22</u>
<u>88%–89%</u>	<u>50</u>	<u>9</u>	<u>23</u>
<u>90%</u>	<u>50</u>	<u>10</u>	<u>23</u>
<u>91%–93%</u>	<u>50</u>	<u>10</u>	<u>24</u>
<u>94%–100%</u>	<u>50</u>	<u>10</u>	<u>25</u>

Requirements for Principle-Based Reserves for Life Products

VM-20

Credibility of company data (as defined in Section 9.C.4 above) rounded to nearest % (+)	Maximum # of years for data to be considered sufficient (-)(2)	Maximum # of years in which to begin grading after sufficient data no longer exists (-)(3)	Maximum # of years in which the assumption must grade to 100% of an applicable industry table (from the duration where sufficient data no longer exists) (-)(4)
20% -30%	10	2	8
31% -32%	11	3	8
33% -34%	12	3	8
35% -36%	13	3	9
37% -38%	14	3	9
39% -40%	15	3	10
41% -42%	16	3	10
43% -44%	17	3	10
45% -46%	18	3	11
47% -48%	19	3	11
49%	20	3	11
50%	20	4	12
51%	21	4	12
52% -53%	22	4	12
54%	23	4	13
55%	24	4	13
56%	25	4	13
57%	25	5	13
58%	26	5	14
59%	27	5	14
60% -61%	28	5	14
62%	29	5	15
63%	30	6	15
64% -65%	31	6	15
66%	32	6	16
67%	33	6	16
68% -69%	34	6	16
70%	35	7	17
71%	36	7	17
72%	37	7	17
73%	38	7	18
74%	39	7	18
75%	40	7	18
76%	41	7	19
77%	42	8	19
78%	43	8	19
79%	44	8	20
80%	45	8	20
81%	46	8	20

Requirements for Principle-Based Reserves for Life Products

VM-20

82%	47	8	21
83%	48	9	21
84%	49	9	21
85% - 87%	50	9	22
88% - 89%	50	9	23
90%	50	10	23
91% - 93%	50	10	24
94% - 100%	50	10	25

- ~~iv. Notwithstanding the guidelines in paragraph b.iii above, the company must grade into 100% of the applicable industry table mortality with margins by the later of attained age 100 or 15 years after policy underwriting.~~
- ii. Determine the value of D, which represents the last policy duration that has a substantial volume of claims, using the chosen data source(s) as specified in Section 9.C.2.b. -D is defined as the last policy duration at which there are 50 or more claims (not the first policy duration in which there are fewer than 50 claims, not counting riders. -This may be determined at either the mortality segment level or at a more aggregate level if the mortality for the individual mortality segments was determined using an aggregate level of mortality experience pursuant to Section 9.C.2.d.
- iii. Establish the sufficient data period S, as follows:
 $S = \min\{A, D\}$
- iv. For each issue age x, determine the values of M, E, Z, and G, where:
 $M = \min\{(S + B), 100 - x\}$ = the maximum number of policy durations for which the company is permitted to use 100% of the company experience mortality rates.
 E = the last policy duration at which the company chooses to use 100% of the company experience mortality rates, equal to any policy duration chosen by the company that is less than or equal to M.
 $Z = \min\{(S + C), 100 - x\}$ = the last policy duration at which the company is permitted to use less than 100% of the industry mortality rate.
 G = the last policy duration at which the company chooses to use less than 100% of the industry mortality rate, which must be greater than or equal to E and less than or equal to Z.
- v. For each policy in a given mortality segment, from the start of the projection through policy duration E, the prudent estimate mortality assumptions are the company experience mortality rates (as defined in Section 9.C.2), plus the prescribed margin pursuant to Section 9.C.56.b, plus any additional margin pursuant to Section 9.C.56.d.
- vi. Beginning in the first policy duration after policy duration E, the prudent estimate mortality assumptions for each policy in a given mortality segment are determined as a weighted average of the company experience mortality rates with margins and

the applicable industry basic table with margins, in which the weights on the company rates grade linearly from 100% down to 0%. ~~This grading must be completed (i.e., must reach 100% of industry table) no later than the beginning of the first policy duration after policy duration Z.~~ ~~(The determination of the applicable industry basic table is described in Section 9.C.3).~~ ~~Thus, the prudent estimate mortality rate, prior to any adjustments pursuant to Sections 9.C.67.c, 9.C.67.d, and 9.C.67.e below, is:~~

$$W_t(\text{com}q_{[x]+t}) + (1-W_t)(\text{ind}q_{[x]+t})$$

Where

$$W_t = 1 \text{ for } 1 < t < E$$

$$= [G+1-t] / [G+1-E] \text{ for } E < t < G$$

$$= 0 \text{ for } t > G$$

$\text{com}q_{[x]+t}$ is the company experience mortality rate, including any applicable improvement pursuant to Section 9.C.2.g, with margin for policy year t.

$\text{ind}q_{[x]+t}$ is the industry table mortality rate, including any applicable improvement pursuant to Section 9.C.3.g, plus margin for policy year t.

- vii. For each policy within a given mortality segment, the sufficient data period, ~~and~~ grading period and policy durations are measured from the issue date of the policy, not from the valuation date. ~~The projection for a policy commences at the valuation date, using the prudent estimate mortality rate for whatever duration the policy is in at that point.~~

Guidance Note: ~~The following examples for a policy issued at age 35 on Jan. 1, 2021, illustrate how grading is to be performed.~~

Example 1

Suppose the valuation date is Dec. 31, 2025. Assume a credibility score of 96%. Based on the Grading Table:

$$A = 50$$

$$B = 10$$

$$C = 25$$

Assume the last policy duration that has 50 or more claims is 30, so D = 30.

$$S = \min\{A, D\} = \min\{50, 30\} = 30 = \text{sufficient data period}$$

$$M = \min\{(S + B), 100 - x\} = \min\{(30 + 10), 65\} = 40$$

$$E = 40$$

$$Z = \min\{(S + C), 100 - x\} = \min\{(30 + 25), 65\} = 55$$

G = 55

In this example, the company would set the prudent estimate mortality assumption at 100% of company experience mortality, plus the prescribed margin, plus any additional margin, for policy durations 1 through 40. However, policy durations 1–5 are already in the past and would not come into play. For this particular policy, only the first 35 years of the projection (policy durations 6–40) would use prudent mortality rates that are 100% company experience. Starting in policy duration 41, the company would linearly grade from the company experience mortality rates with margins to 100% of the applicable industry basic table with margins. The company must be using 100% of the applicable industry basic table with margins no later than the beginning of policy duration 56. Thus, for policy duration 47, for instance, the prudent estimate mortality rate would be:

$$\frac{(9/16)(\text{com}Q_{[35]+47-1}) + (7/16)(\text{ind}Q_{[35]+47-1})}{1}$$

At a valuation date two years later at Dec. 31, 2027, if a new mortality study had not been run and S was still 30, only the first 33 years of the projection (policy durations 8–40) would be using prudent mortality rates that are 100% company experience.

More newly issued policies with issue age 35 would be using more years of 100% company experience than the policy in this example.

Example 2

Suppose that for the same case the company elected to begin grading five years earlier than required, but not end the grading any sooner than required. In this case, grading must be completed no later than the beginning of policy duration 56, just as in the example above. Electing to begin grading early does not change the policy duration by which grading to 100% of the applicable industry basic table with margins must be completed. The policy duration 47 prudent mortality rate would be:

$$\frac{(9/21)(\text{com}Q_{[35]+47-1}) + (12/21)(\text{ind}Q_{[35]+47-1})}{1}$$

Example 3

Same as Example 1, but the company elected to end grading seven years earlier than required. The company would therefore reach 100% of industry rates at the start of policy duration 49 instead of the start of policy duration 56. In this case, the company would set the prudent estimate mortality assumption at 100% of company experience mortality, plus the prescribed margin, plus any additional margin, for policy durations 1 through 40. The policy duration 47 prudent rate would be:

$$\frac{(2/9)(\text{com}Q_{[35]+47-1}) + (7/9)(\text{ind}Q_{[35]+47-1})}{1}$$

- c. Smoothing may be used within each mortality segment to ensure that an appropriate relationship exists by attained age within each mortality segment. Such smoothing must be done in a manner that does not result in a material change in total expected claims for the mortality segment.
- d. The company may adjust the resulting mortality rates within each mortality segment to ensure the resulting prudent estimate produces a reasonable relationship with assumptions in other mortality segments that reflects the underwriting class or risk class of each mortality segment. Such adjustments must

be done in a manner that does not result in a material change in total expected claims for all mortality segments in the aggregate.

- e. Adjust the prudent estimate mortality assumptions to reflect differences associated with impaired lives and differences due to policyholder behavior if there is a reasonable expectation that due to conditions such as changes in premiums or other policy provisions, policyholder behavior will lead to mortality results that vary from the mortality results that would otherwise be expected.
 - i. The adjustment for impaired lives shall follow established actuarial practice, including the use of mortality adjustments determined from clinical and other data.
 - ii. The adjustment for policyholder behavior shall follow common actuarial practice, including the use of dynamic adjustments to base mortality.

~~7. Anticipated Experience Assumptions~~

~~a. Anticipated experience assumptions shall be the company experience mortality rates described in Section C.2 (which excludes prescribed margins). If the company elects to use an applicable industry basic table in lieu of its own company experience, as described in Section C.2.a., then the anticipated experience assumptions shall be the applicable industry basic table (which excludes prescribed margins).~~

~~b. The resulting anticipated experience assumptions must be no lower than the mortality rates that are actually expected to emerge and that the company can justify. The company must disclose this conclusion in the PBR Actuarial Report.~~

D. Policyholder Behavior Assumptions

1. General Prudent Estimate Policyholder Behavior Assumption Requirements

The company shall determine prudent estimate policyholder behavior assumptions such that the assumptions:

- a. Reflect expectations regarding variations in anticipated policyholder behavior relative to characteristics that have a material impact on the modeled reserve, which may include gender, attained age, issue age, policy duration, time to maturity, tax status, level of account and cash surrender value, surrender charges, transaction fees or other policy charges, distribution channel, product features, and whether the policyholder and insured are the same person.
- b. Are appropriate for the block of business being valued, giving due consideration to other assumptions used in conjunction with the cash-flow model and to the scenarios whose results are likely to contribute to the modeled reserve.
- c. Are based on actual experience data directly applicable to the block of business being valued (i.e., direct data) when available. In the absence of directly applicable data, the company should next use available data from any other block of business that is similar to the block of business being valued, whether or not that block of business is directly written by the company. If data from a similar block of business are used, the company shall adjust the anticipated experience assumption to reflect material differences between the business being valued and the similar block of business.

- d. Reflect the outcomes and events exhibited by historical experience only to the extent such experience is relevant to the risk being modeled.
- e. Reflect the likelihood that policyholder behavior will be affected by any significant increase in the value of a product option, such as term conversion privileges or policy loans.
- f. Are assigned to policies in a manner that provides an appropriate level of granularity.

Guidance Note: Anticipated experience policyholder behavior assumptions for policyholder behavior risk factors include, but are not limited to, assumptions for premium payment patterns, premium persistency, surrenders, withdrawals, allocations between available investment and crediting options, benefit utilization, and other option elections that could contain an element of anti-selection. For fixed premium products, many of the premium payment patterns, premium persistency and partial withdrawal behavior assumptions may not apply and do not need to be considered.

2. Dynamic Modeling

- a. The company shall use a dynamic model or other scenario-dependent formulation to determine anticipated policyholder behavior unless the behavior can be appropriately represented by static assumptions.
- b. For risk factors that are modeled dynamically, the company shall use a reasonable range of future expected behavior that is consistent with the economic scenarios and other variables in the model.
- c. The company is not required to model extreme or “catastrophic” forms of behavior in the absence of evidence to the contrary.

3. Margins for Prudent Estimate Policyholder Behavior Assumptions

The company shall establish margins for policyholder behavior assumptions in compliance with Section 9.B subject to the following:

- a. To the extent that there is an absence of relevant and fully credible data, the company shall determine the margin such that the policyholder behavior assumption is shifted toward the conservative end of the plausible range of behavior, which is the end of the range that serves to increase the modeled reserve.
- b. The company must assume that policyholders’ efficiency will increase over time unless the company has relevant and credible experience or clear evidence to the contrary.
- c. The company must reflect the data uncertainty associated with using data from a similar but not identical block of business to determine the anticipated experience assumption.
- d. The company shall establish a higher margin for partial withdrawal and surrender assumptions in the case where the company’s marketing or administrative practices encourage anti-selection.

- e. The company shall perform testing to determine whether the modeled reserve is materially affected~~impacted~~ by variations in the size and direction of the margin, and it shall do so using a methodology that recognizes that the appropriate size and/or direction of a margin in the early durations may be quite different from that in later durations. -If the impact on the modeled reserve is material, the company shall establish margins accordingly.

Guidance Note: For example, the lapse rate margins on a level term plan may increase lapses in the first few years but decrease lapses for the remainder of the level term period.

4. Additional Sensitivity Testing for Policyholder Behavior Assumptions

The company shall examine the sensitivity of assumptions on the modeled reserve as required under Section 9.A.7 and shall at a minimum sensitivity test:

- a. Premium payment patterns, premium persistency, surrenders, partial withdrawals, allocations between available investment and crediting options, benefit utilization, and other option elections if relevant to the risks in the product.
 - b. For policies that give policyholders flexibility in the timing and amount of premium payments:
 - i. Minimum premium scenario.
 - ii. No further premium payment scenario.
 - iii. Pre-payment of premiums – Single premium scenario.
 - iv. Pre-payment of premiums – Level premium scenario.
5. For a universal life policy that guarantees coverage to remain in force as long as the secondary guarantee requirement is met and during projection periods in which the cash surrender value is zero or minimal, industry experience, for purposes of complying with Section 9.A.6, shall be the *Lapse Experience Under Term-to-100 Insurance Policies* published by the Canadian Institute of Actuaries in September 2015. During projection periods in which the cash surrender value of such policy is zero or minimal, the assumption shall grade from credible company experience to the rates in the *Lapse Experience Under Term-to-100 Insurance Policies* published by the Canadian Institute of Actuaries in September 2015 in five projection years from the last duration where substantially credible experience is available.

Guidance Note: The term “minimal cash surrender value” means that the cash surrender value is of such small value that its presence would not significantly affect a policyholder’s decision to lapse the policy in comparison to a situation with zero cash surrender value.

6. Post-Level Term Period

- a. For the calculation of the deterministic reserve, for a term life policy issued Jan. 1, 2017, and later in which level or near level premiums are guaranteed or expected for a specified duration, followed by a substantial premium increase, for the period following that substantial premium increase, the company shall compare the present value of cash inflows to the present value of cash outflows. -If the present value of cash inflows exceeds the present value of cash outflows for the policy,

then the company shall assume a 100% lapse rate at the end of the level term period so that no post-level term profits are reflected in the deterministic reserve calculation. ~~If the present value of cash inflows is less than the present value of cash outflows for the policy, the post-level term losses shall be reflected in the deterministic reserve calculation.~~

- b. ~~For the calculation of the stochastic reserve for a term life policy subject to Section 9.D.6.a and for the calculation of the deterministic reserve and the stochastic reserve for a term life policy issued before Jan. 1, 2017, For a term life policy that guarantees in which level or near level premiums are guaranteed or expected for until a specified duration, followed by a material substantial premium increase, or for a policy for which level or near level premiums are expected for a period, followed by a material premium increase, for the period following that substantial premium increase, the lapse and mortality assumptions shall be adjusted, or margins added, such that the policy's present value of cash inflows in excess of cash outflows assumed shall be limited to reflect the relevance and credibility of the experience, approaching zero for periods where the underlying data have low or no credibility or relevance.~~

~~For the calculation of the deterministic reserve, for a term life policy issued Jan. 1, 2017, and later that guarantees level or near level premiums for more than five years until a specified duration followed by a material premium increase, or for a policy for which level or near level premiums are expected for more than five years, followed by a material premium increase, for the period following that premium increase, the cash inflows or outflows shall be adjusted such that the present value of cash inflows does not exceed the present value of cash outflows.~~

Guidance Note: ~~A seriatim comparison of the present value of post-level term cash inflows and outflows must be performed. For policies subject to Section 9.D.6.a, the 100% lapse rate assumption at the end of the level term period applies only to those policies with post-level term profits. Similarly, for policies subject to Section 9.D.6.b, adjustments to limit post-level term profits must be made at a seriatim level, and post-level term losses must be reflected in the reserve calculations.~~

~~This does not preclude a company from using a simplified approach consistent with VM-20 Section 2.G. For example, testing on a representative number of key cells could be performed to verify that no post-level term profits are reflected in the deterministic reserve calculation.~~

Guidance Note: ~~Section 9.D.6.b applies to a term policy issued before Jan. 1, 2017, that is valued using *Actuarial Guideline XLVIII—Actuarial Opinion and Memorandum Requirements for the Reinsurance of Policies Required to be Valued under Sections 6 and 7 of the NAIC Valuation of Life Insurance Policies Model Regulation (Model 830)* (AG 48) or Model #787.~~

- E. Expense Assumptions
1. General Prudent Estimate Expense Assumption Requirements
- In determining prudent estimate expense assumptions, the company:

- a. Shall use expense assumptions for the deterministic and stochastic scenarios that are the same except for differences arising from application of inflation rates.
- b. May spread certain information technology development costs and other capital expenditures over a reasonable number of years in accordance with accepted statutory accounting principles as defined in the Statements of Statutory Accounting Principles.

Guidance Note: Care should be taken with regard to the potential interaction with the ~~inflation assumption~~ ~~considerations~~ above.

- c. Shall assume that the company is a going concern.
- d. Shall choose an appropriate expense basis that properly aligns the actual expense to the assumption. If values are not significant, they may be aggregated into a different base assumption.

Guidance Note: For example, death benefit expenses should be modeled with an expense assumption that is per death incurred.

- e. Shall reflect the impact of inflation.
- f. Shall not assume future expense improvements.
- g. Shall not include assumptions for federal income taxes (and expenses paid to provide fraternal benefits in lieu of federal income taxes) and foreign income taxes.
- h. Shall use assumptions that are consistent with other related assumptions.
- i. Shall use fully allocated expenses.

Guidance Note: Expense assumptions should reflect the direct costs associated with the block of policies being modeled, as well as indirect costs and overhead costs that have been allocated to the modeled policies.

- j. Shall allocate expenses using an allocation method that is consistent across company lines of business. Such allocation must be determined in a manner that is within the range of actuarial practice and methodology and consistent with applicable ASOPs. Allocations may not be done for the purpose of decreasing the modeled reserve.
- k. Shall reflect expense efficiencies that are derived and realized from the combination of blocks of business due to a business acquisition or merger in the expense assumption only when any future costs associated with achieving the efficiencies are also recognized.

Guidance Note: For example, the combining of two similar blocks of business on the same administrative system may yield some expense savings on a per unit basis, but any future cost of the system conversion should also be considered in the final assumption. If all costs for the conversion are in the past, then there would be no future expenses to reflect in the valuation.

- l. Shall reflect the direct costs associated with the policies being modeled, as well as an appropriate portion of indirect costs and overhead (i.e., expense assumptions representing fully allocated expenses should be used), including expenses categorized in the annual statement as “taxes, licenses and fees” (Exhibit 3 of the annual statement) in the expense assumption.
 - m. Shall include acquisition expenses associated with business in force as of the valuation date and significant non-recurring expenses expected to be incurred after the valuation date in the expense assumption.
 - n. For policies sold under a new policy form or due to entry into a new product line, the company shall use expense factors that are consistent with the expense factors used to determine anticipated experience assumptions for policies from an existing block of mature policies taking into account:
 - i. Any differences in the expected long-term expense levels between the block of new policies and the block of mature policies.
 - ii. That all expenses must be fully allocated as required under Section 9.E.1.~~b~~
i above.
2. Margins for Prudent Estimate Expense Assumptions

The company shall determine margins for expense assumptions according to the requirements given in Section 9.B.

F. Asset Assumptions

Guidance Note: This subsection includes requirements for prescribed asset default costs, certain prescribed asset spreads, and handling of uncertainty of timing and amounts of cash flows due to embedded options in the assets.

1. Procedure for Setting Annual Default Cost Factors by Projection Year for Starting Fixed Income Assets with an NAIC Designation

The company shall determine a set of total annual default cost factors, by projection year, for each starting fixed income asset that has an NAIC designation, expressed as percentages of the statement value in each projection year. In making such determination for each asset, the company shall use certain inputs from company records according to Section 9.F.2, assign a PBR credit rating according to the procedure in Section 9.F.3, and use prescribed tables or other sources as indicated in this subsection and contained or referenced in Appendix 2. The total annual default cost factor in each year shall be the sum of three prescribed components (a) + (b) + (c) as follows:

 - a. The “baseline annual default cost factor” in all projection years shall be taken from the most current available baseline default cost table published by the NAIC using the PBR credit rating and weighted average life (WAL) of the asset on the valuation date. The methodology for creating this table can be found in Appendix 2 of ~~section~~ VM-20.
 - b. The “spread related factor” shall grade linearly in yearly steps from the prescribed amount in year one to zero in years four and after. The prescribed amount in year one may be positive or negative and shall be calculated as follows:
 - i. Multiply 25% by the result of (ii) minus (iii).

- ii. The current market benchmark spread published by the NAIC consistent with the PBR credit rating and WAL of the asset on the valuation date.
 - iii. The most current available long-term benchmark spread published by the NAIC.
 - iv. The resulting amount shall not be less than the negative of the baseline annual default cost in year one and shall not be greater than two times the baseline annual default cost in year one.
- c. The “maximum net spread adjustment factor” shall be the same amount for each starting fixed income asset within a model segment and shall grade linearly in yearly steps from the prescribed amount in year one to zero in years four and after. The prescribed amount in year one shall be calculated as follows:
- i. For each asset included in the model segment and subject to this Section 9.F.1, calculate a preliminary year one net spread equal to the option adjusted spread of the asset on the valuation date less the sum of the amounts from Section 9.F.1.a and Section 9.F.1.b for the asset and less the investment expense for the asset.
 - ii. Calculate a weighted average preliminary year one net spread for the model segment using a weight applied to the amount in Section 9.F.1.c.i for each asset equal to that asset’s statement value on the valuation date multiplied by the lesser of three years and the asset’s WAL on the valuation date.
 - iii. Calculate the amount in Section 9.F.1.c.i for a hypothetical asset with the following assumed characteristics (the regulatory threshold asset):
 - a) A PBR credit rating of 9.
 - b) A WAL equal to the average WAL on the valuation date for the assets in the model segment and subject to Section 9.F.1.
 - c) An option adjusted spread equal to the current market benchmark spread published by the NAIC for the assumed PBR credit rating and WAL. The methodology for determining this published spread can be found in Appendix 2.
 - d) Investment expense of 0.10%.
 - iv. The prescribed amount in year one is the excess, if any, of the result in Section 9.F.1.c.ii over the result in Section 9.F.1.c.iii.

Guidance Note: A broader explanation for this factor: For each model segment, a comparison is to be made of two spread amounts, both being net of the default costs calculated thus far and net of investment expenses. In each case, the gross option adjusted spread is based on current market prices at the valuation date. The first result represents the weighted average net spread for all the assets in the model segment (and subject to this subparagraph), as if all the assets were purchased at their current market spreads. The second result represents the net spread for a portfolio of index Baa bonds (NAIC 2, PBR credit rating of 9) as if the index Baa portfolio were purchased at the current average market spread. If the first result is higher than the second, additional default costs must be added to each asset until the two results are equal for the first projection year. This additional amount of default cost on each asset then grades off linearly in the model until it reaches zero in year four and after. This process is repeated each actual valuation date. A company that invests in an asset mix earning an average gross spread greater than Baa bonds initially or an asset mix whose average market spread could widen significantly relative to market spreads for Baa bonds are examples of situations likely to trigger additional assumed default costs either initially or in the future.

2. Company-Determined Inputs for Each Asset

The company shall determine certain items for each asset that are necessary to calculate the total annual default cost factors:

- a. "Investment expense" for each asset shall mean the company's anticipated experience assumption for assets of the same type, expressed as an annual percentage of statement value.
- b. "Option adjusted spread (OAS)" for each asset shall mean the average spread over zero coupon Treasury bonds that equates a bond's market price as of the valuation date with its modeled cash flows across an arbitrage free set of stochastic interest rate scenarios. For floating rate bonds, the OAS shall be calculated as the equivalent spread over Treasuries if the bonds were swapped to a fixed rate. Market conventions and other approximations are acceptable for the purposes of this subsection.
- c. "Weighted average life (WAL)" for each asset means, for any fixed-income security that has either a maturity date or a redemption date, the weighted average number of years from the valuation date until 100% of the outstanding principal is expected to be repaid. Market conventions and other approximations are acceptable.

In selecting the Benchmark Spread from Table F, Table G, Table H or Table I, identify the appropriate term from the "WAL" column as follows:

- (i) For a bond that has a maturity date, or a preferred stock issue that has a redemption date, use the WAL, rounded to the nearest term available in the "WAL" column, but not exceeding 30; and
- (ii) For a bond that does not have a maturity date, or a preferred stock issue that does not have a redemption date, use 30.

Then select the spread corresponding to that term and the bond's PBR credit rating.

For a swap, refer to the nearest Term to Maturity shown in Table J.

Guidance Note: OAS is a metric used for callable corporate bonds and other bonds with optionality, such as residential mortgage-backed securities (RMBS). Any excess of the nominal spread of an asset over its OAS represents additional return for taking on the risk of embedded options. This additional return is not considered when using OAS to make adjustments to annual default cost factors because the additional return is assumed to be related to the cost of embedded options that must be modeled directly by the company along each scenario in the cash-flow model. (See Section 9.F.8.) OAS is dependent on market prices, which may be gathered by companies in a variety of ways for financial reporting purposes. For instance, prices and OAS may be developed internally for assets with less relative liquidity, such as private placements. The general sources of market prices used to determine OAS, as well as the method or source for the OAS calculation, should be documented in the PBR Actuarial Report. In some cases, OAS may not be available due to unavailability of market prices. When such is the case, the asset may be excluded from the particular calculation.

3. Determination of PBR Credit Rating

- a. Table K, referenced in Appendix 2 Section H, converts the ratings of NAIC approved ratings organizations (AROs) and NAIC designations to a numeric rating system from 1 through 20 that is to be used in the steps below. A rating of 21 applies for any ratings of lower quality than those shown in the table.
- b. For an asset with an NAIC designation that is derived solely by reference to underlying ARO ratings without adjustment, the company shall determine the PBR credit rating as the average of the numeric ratings corresponding to each available ARO rating, rounded to the nearest whole number.
- c. For an asset that is not a commercial mortgage and that has an NAIC designation that is not derived solely by reference to underlying ARO ratings without adjustment, the company shall determine the PBR credit rating as the second least favorable numeric rating associated with that NAIC designation.
- d. For a commercial or agricultural mortgage loan, the company shall determine the PBR credit rating as the Table K lookup of the numeric rating corresponding to the loan's NAIC commercial mortgages (CM) category, where the latter is assigned by the company in accordance with NAIC life RBC instructions.

Guidance Note: The 1 through 21 PBR credit rating system attempts to provide a more granular assessment of credit risk than has been used for establishing NAIC designations for RBC and asset valuation reserve (AVR) purposes. The reason is that unlike for RBC and AVR, the VM-20 reserve cash-flow models start with the gross yield of each asset and make deductions for asset default costs. The portion of the yield represented by the purchase spread over Treasuries is often commensurate with the more granular rating assigned, such as A+ or A-. Thus, use of the PBR credit rating system may provide a better match of risk and return for an overall portfolio in the calculation of VM-20 reserves. However, for assets that have an NAIC designation that does not rely directly on ARO ratings, a more granular assessment consistent with the designation approach is not currently available.

Guidance Note: The *Purposes and Procedures Manual of the NAIC Investment Analysis Office* (P&P Manual), which establishes the rules for setting NAIC designations, underwent significant change during 2009–2010, particularly in the area of assessing the credit risk of structured securities. The NAIC Valuation of Securities (E) Task Force implemented an interim solution in 2009 to set designations for non-agency RMBS based on modeling by a third-party firm. The Task Force is developing a long-term solution for these and other structured securities, such as commercial mortgage-backed securities (CMBS), that may involve a combination of modeling and other methods, such as “notching up” or “notching down” the result derived by reference to ARO ratings. In all such cases where the ARO rating basis is either not used at all or is adjusted in some way, the intent is that paragraph (c) be used to determine the PBR credit rating. Another common example where (c) is to be used would be securities that are not Securities Valuations Office (SVO) filing exempt (FE), such as many private placement bonds. For example, a private placement that was not FE and was rated by the SVO as NAIC 1 would be assigned a PBR credit rating of 6 (second least favorable), equivalent to A2.

4. Special Situations

For an asset handled under Section 9.F.3.c and for which the NAIC designation varies depending on the company’s carrying value of the asset, the company must avoid overstatement of the net return of the asset when projecting future payments of principal and interest together with the prescribed annual default costs.

Guidance Note: For example, if a non-agency RMBS is rated NAIC 2 if held at a particular company’s carrying value but NAIC 4 if held at par, and that company’s cash-flow model first projects the full recovery of scheduled principal and interest, it would be more appropriate to then deduct annual default costs consistent with NAIC 4 rather than NAIC 2. If the company’s cash-flow model has already incorporated a reduced return of principal and interest consistent with the company’s carrying value, then it would be more appropriate to deduct annual default costs consistent with NAIC 2. Modeling of assets with impairments is an emerging topic, and methods for handling in vendor and company projection models vary.

5. Annual Default Cost Factors for Starting Fixed Income Assets without an NAIC Designation

For starting assets that do not have an NAIC designation, the default assumption shall be established such that the net yield shall be capped at 104% of the applicable corresponding historical Treasury yield rate most closely coinciding with the dates of purchase and maturity structure of supporting assets plus 25 basis points (bps).

6. Annual Default Cost Factors for Reinvestment Fixed Income Assets

The sets of annual default cost factors for reinvestment fixed income assets are determined following the same process as for starting fixed income assets except that Section 9.F.1.c does not apply to reinvestment assets.

7. Amount of Assumed Default Costs

The assumed default costs in the cash-flow model for a projection interval shall be the sum over all fixed income assets of the result of the total annual default cost factor for each

asset, adjusted appropriately for the length of the projection interval, multiplied by the appropriate credit exposure for each asset.

8. Procedure for Setting Prescribed Gross Asset Spreads by Projection Year for Certain Asset Transactions and Operations in the Cash-Flow Model

- a. Gross asset spreads over Treasuries for public non-callable corporate bonds purchased in projection year one shall be the current market benchmark spreads published by the NAIC consistent with the PBR credit rating and WAL of assets purchased.
- b. Gross asset spreads over Treasuries for public non-callable corporate bonds purchased in projection years four and after shall be the most current available long-term benchmark spreads published by the NAIC consistent with the PBR credit rating and WAL of assets purchased.
- c. The prescribed gross asset spreads for these asset types shall grade linearly between year one and year four in yearly steps.
- d. Interest rate swap spreads over Treasuries shall be prescribed by the NAIC for use throughout the cash-flow model wherever appropriate for transactions and operations including, but not limited to, purchase, sale, settlement, cash flows of derivative positions and reset of floating rate investments. A current and long-term swap spread curve shall be prescribed for year one and years four and after, respectively, with yearly grading in between. The three-month and six-month points on the swap spread curves represent the corresponding London Interbank Offered Rate (LIBOR) spreads over Treasuries.

9. Basis of NAIC Long-Term Benchmark Spreads

The prescribed long-term benchmark spread table established by the NAIC shall to the extent practicable:

- a. Reflect recent historical market data based on actual daily trading activity.
- b. Reflect an expanding observation period that uses the most recent reported data, with a minimum observation period of seven years expanding to a maximum observation period of 15 years.
- c. Be based on an “85% conditional mean” of the periodic market data. This measure is defined as the mean obtained after excluding from the observation period the trading days involving the 7.5% highest and 7.5% lowest observed spreads for “A” rated 7- to 10-year maturities or other most similar asset category available from the source data. For other asset categories, the mean shall be obtained after excluding the same trading days that were excluded for the primary asset category.
- d. Provide a table of bond spreads by PBR credit rating and WAL and swap spreads by maturity. If needed, interpolation and/or smoothing techniques should be applied to the source data to provide sufficient granularity and logical relationships by credit quality.

Guidance Note: Long-term prescribed spreads are targeted at the historical mean because any biased measure could either add or subtract conservatism depending on whether assets are predominantly being purchased or being sold in the cash-flow model. The conditional mean concept is intended to limit the volatility of the long-term prescribed spreads from one valuation date to the next by excluding a limited number of observations in both tails within the averaging period. Empirical analysis during the 2000–2009 time period showed little change in volatility or the level of prescribed spreads from excluding more than the highest and lowest 7.5% observations.

10. Modeling of Embedded Options in Assets

Reflect any uncertainty in the timing and amounts of asset cash flows related to the paths of interest rates, equity returns, or other economic values contained in the various scenarios directly in the projection of asset cash flows under the various scenarios within the stochastic reserve calculation model and under the deterministic scenario within the deterministic reserve calculation model.

Guidance Note: For example, model the impact on cash flows of embedded prepayment, extension and call, and put options in a manner consistent with current asset adequacy analysis practice.

G. Revenue-Sharing Assumptions

1. The company may include income from projected future revenue sharing (as defined in these requirements equals gross revenue-sharing income (GRSI)) net of applicable projected expenses (net revenue-sharing income) in cash-flow projections, if:
 - a. The GRSI is received by the company.
 - b. A signed contractual agreement or agreements are in place as of the valuation date and support the current payment of the GRSI.
 - c. The GRSI is not already accounted for directly or indirectly as a company asset.
2. For purposes of this section, GRSI is considered to be received by the company if it is paid directly to the company through a contractual agreement with either the entity providing the GRSI or an affiliated company that receives the GRSI. The GRSI also would be considered to be received if it is paid to a subsidiary that is owned by the company and if 100% of the statutory income from that subsidiary is reported as statutory income of the company. In this case, the company shall assess the likelihood that future GRSI is reduced due to the reported statutory income of the subsidiary being less than future GRSI received.
3. If the requirements in Section 9.G.1 are not met, and the GRSI is not included in cash-flow projections, applicable projected expenses also are not included.
4. In determining the anticipated experience assumption for the GRSI, the company shall reflect factors that include, but are not limited to, the following (not all of these factors will necessarily be present in all situations):
 - a. The terms and limitations of the agreement(s), including anticipated revenue, associated expenses and any contingent payments incurred or made by either the company or the entity providing the GRSI as part of the agreement(s).

- b. The relationship between the company and the entity providing the GRSI that might affect the likelihood of payment and the level of expenses.
 - c. The benefits and risks to both the company and the entity paying the GRSI of continuing the arrangement.
 - d. The likelihood that the company will collect the GRSI during the term(s) of the agreement(s) and the likelihood of continuing to receive future revenue after the agreement(s) has ended.
 - e. The ability of the company to replace the services provided to it by the entity providing the GRSI or to provide the services itself, along with the likelihood that the replaced or provided services will cost more to provide.
 - f. The ability of the entity providing the GRSI to replace the services provided to it by the company or to provide the services itself, along with the likelihood that the replaced or provided services will cost more to provide.
5. The company shall include all expenses required or assumed to be incurred by the company in conjunction with the arrangement providing the GRSI, as well as any assumed expenses incurred by the company in conjunction with the assumed replacement of the services provided to it in the projections as a company expense. In addition, the company shall include expenses incurred by either the entity providing the net revenue-sharing income or an affiliate of the company in the applicable expenses that reduce the GRSI.
 6. In determining the prudent estimate of projected GRSI, the company shall reflect a margin (which decreases the assumed GRSI) related to the uncertainty of the revenue. Such uncertainty is driven by many factors, including, but not limited to, the potential for changes in industry trends. Contractually guaranteed GRSI shall not reflect a margin, although company expenses related to contractually guaranteed GRSI shall reflect a margin.
 7. The qualified actuary to whom responsibility for this group of policies is assigned is responsible for reviewing the revenue-sharing agreements that apply to that group of policies, verifying compliance with these requirements and documenting the rationale for any source of the GRSI used in the projections for that group of policies.
 8. The amount of net revenue-sharing income assumed in a given scenario shall not exceed the sum of (a) and (b), where:
 - a. Is the contractually guaranteed GRSI, net of applicable expenses, projected under the scenario.
 - b. Is the company's estimate of non-contractually guaranteed net revenue-sharing income multiplied by the following factors:
 - i. 1.0 in the first projection year.
 - ii. 0.95 in the second projection year.
 - iii. 0.8-90 in the third projection year.
 - iv. 0.7-85 in the fourth projection year.
 - v. 0.6-80 in the fifth and all subsequent projection years.

- vi. ~~0.5 in the sixth and all subsequent projection years. The resulting amount of non-contractually guaranteed net revenue sharing income after application of this factor shall not exceed 0.25% per year on separate account assets in the sixth and all subsequent projection years.~~

Guidance Note: Provisions such as one that gives the entity paying the GRSI the option to stop or change the level of income paid would prevent the income from being guaranteed. However, if such an option becomes available only at a future point in time, and the revenue up to that time is guaranteed, the income is considered guaranteed up to the time the option first becomes available.

Guidance Note: If the agreement allows the company to unilaterally take control of the underlying fund fees that ultimately result in the GRSI, then the revenue is considered guaranteed up until the time at which the company can take such control. Since it is unknown whether the company can perform the services associated with the revenue-sharing arrangement at the same expense level, it is presumed that expenses will be higher in this situation. Therefore, the revenue-sharing income shall be reduced to account for any actual or assumed additional expenses.

Appendix 1: Additional Description of Economic Scenarios

The prescribed economic scenario generator can be found on the SOA's website at www.soa.org/tables-calcs-tools/research-scenario/.

A. Generating Interest Rates

The prescribed economic scenario generator uses three random numbers per period. These are:

1. A random shock to the 20-year Treasury rate.
2. A random shock to the spread between 1-year and 20-year Treasury rates.
3. A random shock to the volatility.

In generating the scenarios for the SERT, zero shocks to volatility are used.

When generating scenarios for the SERT, upward shocks to the 20-year Treasury are associated with downward shocks to the spread, making the yield curve less steep (or potentially inverted).

The prescribed mean reversion parameter described in Section D shall be used in calculating the scenarios based on the prescribed scenario generator.

The prescribed economic scenario generator can be found on the SOA's website at www.soa.org/tables-calcs-tools/research-scenario/.

B. Generating Equity Returns

The equity returns scenarios can be generated using the prescribed economic scenario generator, located on the SOA's website at www.soa.org/tables-calcs-tools/research-scenario/.

C. Source of U.S. Treasury Interest Rates

Treasury interest rates can be found at the website: www.treas.gov/offices/domestic-finance/debt-management/interest-rate/yield_historical_main.shtml.

D. Prescribed Mean Reversion Parameter

The mean reversion point for the 20-year Treasury bond rate is dynamic, based on historical interest rates as they emerge.

The formula for the dynamic mean reversion point is:

- 20% of the median 20-year Treasury bond rate over the last 600 months.
- + 30% of the average 20-year Treasury bond rate over the last 120 months.
- + 50% of the average 20-year Treasury bond rate over the last 36 months.

The result is then rounded to the nearest 0.25%.

The mean reversion point for use in the generator changes once per year, in January, and is based on historical rates through the end of the prior year. While the mean reversion point is dynamic depending on the date from which a scenario starts, it remains constant (rather than dynamic) across all time periods after the scenario start date, for purposes of generating the scenario.

The historical 20-year Treasury bond rate for each month is the rate reported for the last business day of the month.

- E. This section describes the set of 16 scenarios for the SERT in VM-20. Starting with the yield curve on the valuation date, the scenarios are created using the Academy's stochastic scenario generator using predefined sets of random numbers, where each random number is a sample from a normal distribution with mean zero and variance 1.

The rationale for this approach is twofold. First, the scenarios should be realistic in that they could be produced by the generator. Second, in some way the likelihood of any scenario occurring can be measured.

One way to measure the likelihood of a scenario occurring is to measure the likelihood of its series of random shocks—that is, the random numbers used in the generator. Given any sequence of random numbers, their sum can be compared with a mean of zero and a standard error equal to the square root of the number of deviates in the sequence. With the mean and standard error, we can determine, in a crude way, where the sum of deviates in our sequence lies in the distribution of the sum of all such sequences.

For example, if we want a sequence that is always one standard error above average, we start with a value of 1.0 as the first deviate. The value of the n^{th} deviate is the excess of the square root of n over the square root of $n-1$. So, the second value is $1.414 - 1 = 0.414$, and the third value is $1.732 - 1.414 = 0.318$.

Scenario 1 – Pop up, high equity

Interest rate shocks are selected to maintain the cumulative shock at the 90% level (1.282 standard errors). Equity returns are selected to maintain the cumulative equity return at the 90% level.

Scenario 2 – Pop up, low equity

Interest rate shocks are selected to maintain the cumulative shock at the 90% level (1.282 standard errors). Equity returns are selected to maintain the cumulative equity return at the 10% level.

Scenario 3 – Pop down, high equity

Interest rate shocks are selected to maintain the cumulative shock at the 10% level (1.282 standard errors). Equity returns are selected to maintain the cumulative equity return at the 90% level.

Scenario 4 – Pop down, low equity

Interest rate shocks are selected to maintain the cumulative shock at the 10% level (1.282 standard errors). Equity returns are selected to maintain the cumulative equity return at the 10% level.

Scenario 5 – Up/down, high equity

Interest rate shocks are selected that, for each five-year period, are consistently in the same direction. The cumulative shock for each five-year period is at the 90% level during “up” periods and at the 10% level during “down” periods.

Equity returns are selected to maintain the cumulative equity return at the 90% level.

Scenario 6 – Up/down, low equity

Interest rate shocks are selected that, for each five-year period, are consistently in the same direction. The cumulative shock for each five-year period is at the 90% level during “up” periods and at the 10% level during “down” periods.

Equity returns are selected to maintain the cumulative equity return at the 10% level.

Scenario 7 – Down/up, high equity

Interest rate shocks are selected that, for each five-year period, are consistently in the same direction. The cumulative shock for each five-year period is at the 90% level during “up” periods and at the 10% level during “down” periods.

Equity returns are selected to maintain the cumulative equity return at the 90% level.

Scenario 8 – Down/up, low equity

Interest rate shocks are selected that, for each five-year period, are consistently in the same direction. The cumulative shock for each five-year period is at the 90% level during “up” periods and at the 10% level during “down” periods.

Equity returns are selected to maintain the cumulative equity return at the 10% level.

Scenario 9 – Baseline scenario

All shocks are zero.

Scenario 10 – Inverted yield curves

There are no shocks to long-term rates and equities.

There are shocks to the spread between short and long rates that are consistently in the same direction for each three-year period. The shocks for the first three-year period are in the direction of reducing the spread (usually causing an inverted yield curve). Shocks for each subsequent three-year period alternate in direction.

Scenario 11 – Volatile equity returns

There are no shocks to interest rates. There are shocks to equity returns that are consistently in the same direction for each two-year period and then switch directions.

Scenario 12 – Deterministic scenario for valuation

There are uniform downward shocks each month for 20 years, sufficient to get down to the one standard deviation point (84%) on the distribution of 20-year shocks. After 20 years, shocks are zero.

Scenario 13 – Delayed pop up, high equity

There are interest rate shocks that are zero for the first 10 years, followed by 10 years of shocks—each 1.414 (square root of 2) times those in the first 10 years of Scenario 1. This gives the same 20-year cumulative shock as scenario 1, but all the shock is concentrated in the second 10 years. After 20 years, the shock is the same as scenario 1.

Equity returns are selected to maintain the cumulative equity return at the 90% level.

Scenario 14 – Delayed pop up, low equity

There are interest rate shocks that are zero for the first 10 years, followed by 10 years of shocks—each 1.414 (square root of 2) times those in the first 10 years of Scenario 2. This gives the same 20-year cumulative shock as scenario 2, but all the shock is concentrated in the second 10 years. After 20 years, the shock is the same as scenario 1.

Equity returns are selected to maintain the cumulative equity return at the 10% level.

Scenario 15 – Delayed pop down, high equity

There are interest rate shocks that are zero for the first 10 years, followed by 10 years of shocks—each 1.414 (square root of 2) times those in the first 10 years of Scenario 3. This gives the same 20-year cumulative shock as scenario 3, but all the shock is concentrated in the second 10 years. After 20 years, the shock is the same as scenario 3.

Equity returns are selected to maintain the cumulative equity return at the 90% level.

Scenario 16 – Delayed pop down, low equity

There are interest rate shocks that are zero for the first 10 years, followed by 10 years of shocks—each 1.414 (square root of 2) times those in the first 10 years of Scenario 4. This gives the same 20-year cumulative shock as scenario 4, but all the shock is concentrated in the second 10 years. After 20 years, the shock is the same as scenario 4.

Equity returns are selected to maintain the cumulative equity return at the 10% level.

Appendix 2: Tables for Calculating Asset Default Costs and Asset Spreads, Including Basis of Tables

This appendix describes the basis for certain prescribed asset default cost and asset spread tables to be updated and published by the NAIC. Asset default cost tables will be updated on an annual basis. The data source used to update the asset default cost tables is Moody's. The current market benchmark spreads and the current benchmark swap spreads will be updated on a monthly basis. The long-term benchmark spreads and the long-term benchmark swap spreads will be updated on a quarterly basis. The data sources used to update the spread tables are JP Morgan and Bank of America. The NAIC will provide access to the published tables via links that may be found on the NAIC website home page (www.naic.org) under the Industry tab. These tables are needed for insurers to comply with the requirements of Section 9.F for asset default costs and asset spreads in VM-20. In some cases, as specified in Section 9.F, tables published in this appendix will serve as the NAIC published table until a different table is published. The development of the various tables is described in Section A through Section G of this appendix. Certain tables were developed based on various source material referenced herein. Other tables are simply compilations or presentations of data from such sources.

It is important to note up front that the development of prescribed default costs is based entirely on analysis of corporate bonds. Default costs for other fixed income securities and commercial and agricultural mortgages are assumed to follow those of corporate bonds with similar NAIC designations through a mapping tool called "PBR credit rating." Examples of other fixed income securities are structured securities, private placements and preferred stocks. Discussions at the NAIC during 2009–2010, particularly at the Valuation of Securities (E) Task Force, focused on the observation that similarly rated assets of different types may have similar likelihood of default or loss of principal but may have a significantly different distribution of the severity of that loss. Discussions have particularly focused on the different drivers of severity between structured securities and corporate bonds. As a result, the Valuation of Securities (E) Task Force has been developing updated methods to assign NAIC designations for C-1 RBC purposes for structured securities in order to better take into account these differences. The VM-20 procedure to assign a PBR credit rating has been structured so that in the cases where the Task Force decides to go away from directly using the ratings of approved ratings organizations, the PBR credit rating will be based on the NAIC designation rather than underlying ratings. Where the Task Force continues to authorize use of underlying ratings, the PBR credit rating also will be based on those ratings. However, VM-20 uses the underlying ratings to assign the PBR credit rating in a somewhat different manner.

Section 9.F.3 describes the process the company must follow to assign a PBR credit rating for any fixed income asset with an NAIC designation.

A. Baseline Annual Default Cost Factors

The general process followed to determine the baseline annual default cost factors shown in Table A (see Section H) was as follows:

1. Determine from historical corporate bond data a matrix of cumulative default rates, for maturities of one to 10 years and for 20 ratings classes (Aaa, Aa1, Aa2, Aa3 ... Caa2, Caa3, Ca).
2. Determine also from historical corporate bond data a set of recovery rates that varies only by rating class.
3. Determine a matrix of baseline annual default cost factors (in bps), where for a given rating, the baseline annual default cost factor for a bond with maturity or weighted average life of $t = 10,000 * (1 - \text{Recovery Rate}) * (1 - [1 - \text{Cumulative Default Rate}(t)]^{1/t})$.

4. Item 1 and Item 2 above were determined from Moody's reports that were published in February 2008. In February 2009 and February 2010, Moody's published updated versions of these reports, but there is no commitment from Moody's to continue updating these reports in the future. It was not explored whether another source for one or both elements might be preferable. If the NAIC decides to use Moody's as the source going forward, then the matrix of baseline annual default cost factors could be updated after Moody's publishes any updated research.

Details of step 1 and step 2 above are contained in Section B and Section C below. Essentially, step 1 involved gathering from Moody's historical data the cumulative default rates for key maturities over many cohort years, ranking those rates and applying a CTE 70 metric. For example, for the period 1970–2007, representing 37 years, there were 37 one-year cohorts, 33 five-year cohorts and 28 10-year cohorts. A CTE 70 for 10-year maturities involved averaging the eight cohorts with the highest 10-year cumulative default rates. Step 2 involved gathering from Moody's historical data the annual recovery rates for various bond categories from 1982–2007, ranking those rates, and calculating sample mean and CTE 70 statistics. The final recovery rate table uses the mean for higher quality investment grade rating classes and uses the CTE 70 for lower quality below investment grade rating classes and grades in between.

Among tables published on the NAIC website (See Section H):

- a. Table A shows baseline default costs using Moody's data.
- b. Table B shows the baseline default cost margin (Table A rates minus the historical mean rates).

B. Cumulative Default Rates Used in Baseline Annual Default Cost Factors

The current process to determine cumulative default rates is as follows:

1. Obtain the most recent Moody's report on default rates (e.g., Moody's 2008-02-11 Special Comment – Corporate Default & Recovery Rates 1920–2007).
2. Extract one-year, five-year and 10-year average cumulative default rate data by whole letter rating (e.g., Aaa, Aa, ... CCC) from the report (e.g., Exhibit 27 – Average Cumulative Issuer-Weighted Global Default Rates, 1970–2007).
3. Extract one-year, five-year and 10-year cumulative default rate cohort data by whole letter rating from the report (e.g., Exhibit 36 – Cumulative Issuer-Weighted Default Rates by Annual Cohort, 1970–2007). Calculate the mean of these one-year, five-year and 10-year cumulative default rates, which should be close to the result in item 2 for each whole letter rating.
4. Sort the data in item 3 to calculate preliminary CTE 70 one-year, five-year and 10-year cumulative default rates at each whole letter rating.
5. Adjust the result in item 4 to reflect any differences between the result in item 2 and the result in item 3:

(i.e., the result in item 5 = the result in item 4 + (the result in item 2 – the result in item 3)).
6. Use linear interpolation to determine cumulative default rates for maturities two to four years and six to nine years.

7. Transform the data into a matrix that varies by ratings category (e.g., Aaa, Aa1, Aa2, Aa3, A1 ... Caa2, Caa3, Ca) using a smoothing algorithm to ensure that in the matrix, the rows are monotonic by maturity, the columns are monotonic by rating, and to the extent possible the matrix has a shape comparable to another Moody's cumulative default rate table that varies by notch (e.g., Moody's Idealized Cumulative Default Rates).
8. For maturities greater than 10 years, define baseline annual default cost factors as equal to those for 10-year maturities.

Among tables published on the NAIC website (See Section H):

- a. Table C shows empirical CTE 70 default rates from Moody's.
- b. Table D shows prescribed cumulative default rates derived from Moody's data.

C. Recovery Rate Used in Baseline Annual Default Cost Factors

The current process to determine the recovery rate is as follows:

1. Obtain the most recent Moody's report on recovery rates (e.g., Moody's 2008-02-11 Special Comment – Corporate Default & Recovery Rates 1920–2007).
2. Extract historical annual data on recovery rates (e.g., the All Bonds column from Exhibit 22 – Annual Average Defaulted Bond and Loan Recovery Rates, 1982–2007).
3. Determine the mean and CTE 70 of the annual sample observations for each of the different lien position categories, as well as for the All Bonds category.

Among tables published on the NAIC website (See Section H):

- a. Table E1 shows a sorted version of “Exhibit 22 – Annual Average Defaulted Bond and Loan Recovery Rates, 1982–2007,” and develops the CTE 70 recovery rates and the implied margin.

Table E1 develops mean and CTE 70 recovery rates for all bonds, as well as for senior bank loans and five bond lien position categories that make up the All Bonds statistics. Implementation will be facilitated if VM-20 uses one recovery rate based on All Bonds rather than using all six lien position categories. Using the more detailed data would require either companies or the SVO to assign each asset to one of the categories.

Table E1 also illustrates that bonds that are more senior in the issuer's capital structure tend to have higher recovery rates than bonds that are subordinated.

- b. Table E2 shows the final recovery rates that vary by PBR credit rating. This table was determined by assuming CTE 70 applies for Ba3/BB- and below, mean applies for Baa1/BBB+ and above, and interpolated recovery rates apply for ratings that are between Ba3/BB- and Baa1/BBB+. This approach recognizes that investment-grade bonds are more likely to be senior in the issuer's capital structure, and below-investment-grade bonds are more likely to be subordinated. Differentiating by actual seniority position of each bond was not considered practical. In addition, because recovery rates and default rates are not 100% correlated and the cumulative default rates were set at CTE 70, use of the mean recovery rate, at least for the higher-quality bonds, helps to avoid overly conservative prescribed default costs for those bonds.

D. Current Market Benchmark Spreads

Current market benchmark spreads published by the NAIC are intended to represent average market spreads at the valuation date for public non-callable corporate bonds and interest rate swaps. They are used to establish the initial spread environment in the cash-flow model for purposes of modeling reinvestment assets and disinvestment and for modeling prescribed default costs. Section 9.F calls for both spreads and default costs to grade from initial to long-term conditions by the start of projection year four. The current process to determine current market benchmark spreads is as follows:

1. Extract the Investment Grade bond index spread data determined as of the last business day of the month by ratings category and maturity bucket from JP Morgan and Bank of America. Adjust the Bank of America Investment Grade spread data for the maturity buckets 10–15 years and 15+ years to a single maturity bucket of 10+ years (using a weighting process) to align with the JP Morgan maturity bucket of 10+ years. Average the JP Morgan and Bank of America Investment Grade bond spreads as of the last business day of the month by ratings category and maturity bucket.
2. Extract the Below Investment Grade bond index spread data determined as of the last business day of the month by ratings category and assume that the Below Investment Grade spread curve is flat across maturities. Average the JP Morgan and Bank of America Below Investment Grade bond spreads as of the last business day of the month by ratings category.
3. Transform the averaged spread data into a matrix that varies by ratings category (e.g., Aaa, Aa1, Aa2, Aa3, A1 ..., Caa2, Caa3, Ca) and maturity (1, 2 ..., 30) using a smoothing algorithm to ensure that in the matrix: (a) the rows are monotonic by rating category; (b) the investment grade columns are monotonic by maturity; and (c) the columns on the borderline between investment grade and below investment grade (Baa3/BBB-) is interpolated between Baa2/BBB and Ba1/BB+.
4. Publish the resulting Investment Grade and Below Investment Grade current market benchmark spreads in separate tables.

Among tables published on the NAIC website (See Subsection H):

- a. Table F shows Current Market Benchmark Spreads for Investment Grade bonds.
- b. Table G shows Current Market Benchmark Spreads for Below Investment Grade bonds.

E. Long-Term Benchmark Spreads

Long-term benchmark spreads published by the NAIC are the assumed long-term average spreads for non-callable public bonds and interest rate swaps. They are used to establish the long-term spread environment in the cash-flow model for purposes of modeling reinvestment assets and disinvestment. They are also used as the normative spreads when calculating the spread related factor in the asset default cost methodology. The current process to determine the long-term benchmark spreads is as follows:

1. Extract the daily Investment Grade bond index spread data for the prescribed observation period (rolling 15-year period) ending on the last business day of the quarter by ratings category and maturity bucket from JP Morgan and Bank of America. Adjust the Bank of America Investment Grade spread data for the maturity buckets 10–15 years and the 15+ years to a single maturity bucket of 10+ years (using a weighting process) to align with the JP Morgan maturity bucket of 10+ years. Average the JP Morgan and Bank of America

daily Investment Grade Bond spreads over the observation period by ratings category and maturity bucket.

2. Extract the daily Below Investment Grade bond index spread data for the prescribed observation period (rolling 15-year period) ending on the last business day of the quarter by ratings category and assume that the Below Investment Grade spread curve is flat across maturities. Average the JP Morgan and Bank of America daily Below Investment Grade bond spreads over the observation period by ratings category.
3. For the primary asset rating category (whole letter “A” rated 7- to 10-year maturity bucket), calculate the “85% conditional mean” by excluding the 7.5% highest and 7.5% lowest daily observations over the prescribed observation period and then computing the mean of the remaining business trading day observations.
4. Calculate the “85% conditional mean” for each of the other ratings categories and maturity buckets over the prescribed observation period after excluding the observations from the same business trading days excluded in step 3.
5. Transform the averaged spread data into a matrix that varies by rating category (e.g., Aaa, Aa1, Aa2, Aa3, A1..., Caa2, Caa3, Ca) and maturity (1, 2 ... 30) using a smoothing algorithm to ensure that in the matrix: (a) the rows are monotonic by rating category; (b) the investment grade columns are monotonic by maturity; and (c) the columns on the borderline between investment grade and below investment grade (Baa3/BBB-) are interpolated between Baa2/BBB and Ba1/BB+.
6. Publish the resulting Investment Grade and Below Investment Grade long-term benchmark spreads in separate tables.

Among tables published on the NAIC website (See Subsection H):

- a. Table H shows Long-Term Mean Benchmark Spreads for Investment Grade bonds.
- b. Table I shows Long-Term Mean Benchmark Spreads for Below Investment Grade bonds.

F. Current Benchmark Swap Spreads

1. Extract swap spread data determined as of the last business day of the month by maturity. For Bank of America data, convert the swap rate for each maturity to a swap spread by subtracting the corresponding maturity Treasury yield from the swap rate. For JP Morgan, the swap spread is provided for each maturity.
2. Average the Bank of America swap spread with the JP Morgan swap spread by maturity determined as of the last business day of the month.
3. Publish the Current Benchmark Swap Spreads by maturity in a table.

G. Long-Term Benchmark Swap Spreads

1. Extract daily swap spread data over the prescribed observation period (rolling 15-year period) ending on the last business day of the quarter. For Bank of America data, convert the daily swap rate for each maturity to a swap spread by subtracting the corresponding maturity Treasury yield from the swap rate. For JP Morgan, the daily swap spread is provided for each maturity.
2. Average the daily Bank of America swap spread data with the daily JP Morgan swap spread

data by maturity over the prescribed observation (rolling 15-year period).

3. Calculate the 85% conditional mean for each of the 32 maturity categories (three-month, six-month, one-year, two-year, ... 30-year) using the same business trading days as were used in the 85% conditional mean for long-term bonds spreads.

4. Publish the Long-Term Benchmark Swap Spreads in a table.


Among tables published on the NAIC website (See Subsection H):

- a. Table J shows Long-Term Benchmark Swap Spreads.

H. Tables

Current and historical versions of Tables A through K used for calculating asset default costs and asset spreads are available on the NAIC website home page (www.naic.org) under the Industry tab of the website.

This page intentionally left blank.



VM-21: Requirements for Principle-Based Reserves for Variable Annuities

Table of Contents

[Section 1: Background](#) 21-1

~~Section 2: Reserve Methodology Scope and Effective Date~~ 21-9

~~Section 3: Reserve Methodology~~ 21-8

~~Section 4: Determination of the Stochastic Reserve~~ 21-10

~~Section 5: Reinsurance Ceded~~ 21-20

~~Section 6: Standard Requirements for the Additional Standard Projection Amount~~ 21-21

~~Section 7: Alternative Methodology~~ 21-40

~~Section 8: Scenario Generation~~ 21-57

~~Section 3: Determination of CTE Amount Based on Projections~~ 21-19

~~Section 4: Reinsurance and Statutory Reporting Issues~~ 21-19

~~Section 5: Standard Scenario Requirements~~ 21-24

~~Section 6: Alternative Methodology~~ 21-33

~~Section 7: Scenario Calibration Criteria~~ 21-50

~~Section 8: Allocation of the Aggregate Reserves to the Contract Level~~ 21-55

[Section 9: Modeling of Hedges Under a CDHS](#) 21-57

[Section 10: Certification Requirements](#) 21-61

~~Section 11: Contract Holder Behavior Assumptions~~ ~~Section~~

~~11:Contract Holder Behavior~~

~~Assumptions~~ 21-65

[Section 12: Allocation of the Aggregate Reserves to the Contract Level Specific Guidance and Requirements for Setting Prudent Estimate Mortality Assumptions](#) 21-72

~~Appendix 1: 1994 Variable Annuity MGDB Mortality Table~~ 21-78

Section 1: Background

A. Purpose

~~These requirements establish the minimum reserve valuation standard for Vvariable annuity contracts, and certain other policies and contracts (“contracts”) as defined in Section 2.A, issued on or after the operative date of the Valuation Manual as required by Model #820. These requirements constitute the Commissioners Annuity Reserve Valuation Method (CARVM) for variable annuity contracts by defining the assumptions and methodologies that will comply with Model #820. It also applies similar assumptions and methodologies to contracts that contain characteristics similar to those described in the scope but that are not directly subject to CARVM all contracts encompassed by Section 2.A.~~

The contracts subject to these requirements may be aggregated with the contracts subject to *Actuarial Guideline XLIII—CARVM for Variable Annuities* (AG 43), published in Appendix C of the AP&P Manual, for purposes of performing and documenting the reserve calculations.

Guidance Note:

~~It is intended that VM 21 requirements will mirror the requirements of AG 43, and reserves effectively, through reference in AG 43, the reserve requirements in VM-21 also apply to those contracts issued prior to Jan.uary 1, 2017, that would not otherwise be encompassed by the scope of VM-21. Reserves for contracts subject to both VM-21 and-or AG 43 may be computed as a single group. If a company chooses to aggregate business subject to AG 43 with business subject to VM-21 in calculating the reserve, then the provisions in VM-G apply to this aggregate principle-based valuation.~~

Guidance Note:**Relationship to RBC Requirements**

These requirements anticipate that the projections described herein are used for the determination of RBC for all of the contracts falling within the scope of these requirements. These requirements and the RBC requirements for the topics covered within Sections 4.A through 4.E are identical. However, while the projections described in these requirements are performed on a basis that ignores federal income tax, a company may elect to conduct the projections for calculating the RBC requirements by including projected federal income tax in the cash flows and reducing the discount interest rates used to reflect the effect of federal income tax as described in the RBC requirements. A company that has elected to calculate RBC requirements in this manner may not switch back to using a calculation that ignores the effect of federal income tax without approval from the domiciliary commissioner.

B. Principles

The projection methodology used to calculate the ~~CTE amount~~ stochastic reserve, as well as the approach used to develop the Alternative Methodology, is based on the following set of principles. These principles should be followed when interpreting and applying the methodology in these requirements and analyzing the resulting reserves.

Guidance Note: The principles should be considered in their entirety, and it is required that companies meet these principles with respect to ~~only~~ those contracts that fall within the scope of these requirements and are in force as of the valuation date to which these requirements are applied.

Principle 1: The objective of the approach used to determine the stochastic reserve ~~CTE amount~~ is to quantify the amount of statutory reserves needed by the company to be able to meet contractual obligations in light of the risks to which the company is exposed.

Principle 2: The calculation of the ~~CTE amount~~ stochastic reserve is based on the results derived from an analysis of asset and liability cash flows produced by the application of a stochastic cash-flow model to equity return and interest rate scenarios. For each scenario, the greatest present value of accumulated surplus/deficiency is calculated. The analysis reflects prudent estimate assumptions for deterministic variables and is performed in aggregate (subject to limitations related to contractual provisions) to allow the natural offset of risks within a given scenario. The methodology uses a projected total ~~statutory balance sheet approach~~ cash flow analysis by including all projected income, benefit and expense items related to the business in the model and sets the stochastic reserve ~~CTE amount~~ at a degree of confidence using the CTE measure applied to the set of scenario specific greatest present values of accumulated ~~statutory~~ deficiencies that is deemed to be reasonably conservative over the span of economic cycles.

Guidance Note: Examples where full aggregation between contracts may not be possible include experience rated group contracts and the operation of reinsurance treaties.

Principle 3: The implementation of a model involves decisions about the experience assumptions and the modeling techniques to be used in measuring the risks to which the company is exposed. Generally, assumptions are to be based on the conservative end of the ~~actuary's~~ confidence interval. The choice of a conservative estimate for each assumption may result in a distorted measure of the total risk. Conceptually, the choice of assumptions and the modeling decisions should be made so that the final result approximates what would be obtained for the ~~CTE amount~~ stochastic reserve at the required CTE level if it were possible to calculate results over the joint distribution of all future outcomes. In applying this concept to the actual calculation of the ~~CTE amount~~ stochastic reserve, the ~~actuary-company~~ should be guided by evolving practice and expanding knowledge base in the measurement and management of risk.

Guidance Note: The intent of Principle 3 is to describe the conceptual framework for setting assumptions. Section ~~4-10~~ provides the requirements and guidance for setting contract-holder behavior assumptions and includes alternatives to this framework if the ~~actuary company~~ is unable to fully apply this principle.

Principle 4: While a stochastic cash-flow model attempts to include all real-world risks relevant to the objective of the stochastic cash-flow model and relationships among the risks, it will still contain limitations because it is only a model. The calculation of the ~~CTE amount stochastic reserve~~ is based on the results derived from the application of the stochastic cash-flow model to scenarios, while the actual statutory reserve needs of the company arise from the risks to which the company is (or will be) exposed in reality. Any disconnect between the model and reality should be reflected in setting prudent estimate assumptions to the extent not addressed by other means.

Principle 5: Neither a cash-flow scenario model nor a method based on factors calibrated to the results of a cash-flow scenario model can completely quantify a company's exposure to risk. A model attempts to represent reality but will always remain an approximation thereto and, hence, uncertainty in future experience is an important consideration when determining the ~~CTE amount stochastic reserve~~. Therefore, the use of assumptions, methods, models, risk management strategies (e.g., hedging), derivative instruments, structured investments or any other risk transfer arrangements (such as reinsurance) that serve solely to reduce the calculated ~~CTE amount stochastic reserve~~ without also reducing risk on scenarios similar to those used in the actual cash-flow modeling are inconsistent with these principles. The use of assumptions and risk management strategies should be appropriate to the business and not merely constructed to exploit "foreknowledge" of the components of the required methodology.

C. Risks Reflected and Risks Not Reflected

1. The risks reflected in the calculation of reserves under these requirements arise from actual or potential events or activities that are both:
 - a. Directly related to the contracts falling under the scope of these requirements or their supporting assets; and
 - b. Capable of materially affecting the reserve.
2. Categories and examples of risks reflected in the reserve calculations include, but are not necessarily limited to:
 - a. Asset risks
 - i. Separate account fund performance.
 - ii. Credit risks (e.g., default or rating downgrades).
 - iii. Commercial mortgage loan roll-over rates (roll-over of bullet loans).
 - iv. Uncertainty in the timing or duration of asset cash flows (e.g., shortening (prepayment risk) and lengthening (extension risk)).
 - v. Performance of equities, real estate and Schedule BA assets.
 - vi. Call risk on callable assets.
 - vii. Risk associated with hedge instrument (includes basis, gap, price, parameter estimation risks and variation in assumptions).

- viii. Currency risk.
- b. Liability risks
 - i. Reinsurer default, impairment or rating downgrade known to have occurred before or on the valuation date.
 - ii. Mortality/longevity, persistency/lapse, partial withdrawal and premium payment risks.
 - iii. Utilization risk associated with guaranteed living benefits.
 - iv. Anticipated mortality trends based on observed patterns of mortality improvement or deterioration, where permitted.
 - v. Annuitization risks.
 - vi. Additional premium dump-ins (high interest rate guarantees in low interest rate environments).
- c. Combination risks
 - i. Risks modeled in the company's risk assessment processes that are related to the contracts, as described above.
 - ii. Disintermediation risk (including such risk related to payment of surrender or partial withdrawal benefits).
 - iii. Risks associated with revenue-sharing income.
- 3. The risks not necessarily reflected in the calculation of reserves under these requirements are:
 - a. Those not reflected in the determination of RBC.
 - b. Those reflected in the determination of RBC but arising from obligations of the company not directly related to the contracts falling under the scope of these requirements, or their supporting assets, as described above.
- 4. Categories and examples of risks not reflected in the reserve calculations include, but are not necessarily limited to:
 - a. Asset risks
 - ~~b.i.~~ Liquidity risks associated with a "run on the bank."
 - ~~eb.~~ Liability risks
 - i. Reinsurer default, impairment or rating downgrade occurring after the valuation date.
 - ii. Catastrophic events (e.g., epidemics or terrorist events).
 - iii. Major breakthroughs in life extension technology that have not yet fundamentally altered recently observed mortality experience.

iv. Significant future reserve increases as an unfavorable scenario is realized.

d. General business risks

- i. Deterioration of reputation.
- ii. Future changes in anticipated experience (reparameterization in the case of stochastic processes), which would be triggered if and when adverse modeled outcomes were to actually occur.
- iii. Poor management performance.
- iv. The expense risks associated with fluctuating amounts of new business.
- v. Risks associated with future economic viability of the company.
- vi. Moral hazards.
- vii. Fraud and theft.

D. Definitions

1. The term “cash surrender value” means, for the purposes of these requirements, the amount available to the contract holder upon surrender of the contract. Generally, it is equal to the account value less any applicable surrender charges, where the surrender charge reflects the availability of any free partial surrender options. However, for contracts where all or a portion of the amount available to the contract holder upon surrender is subject to a market value adjustment, however, the cash surrender value shall reflect the market value adjustment consistent with the required treatment of the underlying assets. That is, the cash surrender value shall reflect any market value adjustments where the underlying assets are reported at market value, but it shall not reflect any market value adjustments where the underlying assets are reported at book value.

2. The term “clearly defined hedging strategy” (CDHS) is defined in VM-01. In order to be designated as a CDHSclearly defined hedging strategy, the strategy must meet the principles outlined in Section 1.B (particularly Principle 5) and shall, at a minimum, identify:

- a. The specific risks being hedged (e.g., delta, rho, vega, etc.).
- b. The hedge objectives.
- c. The risks not being hedged (e.g., variation from expected mortality, withdrawal, and other utilization or decrement rates assumed in the hedging strategy, etc.).
- d. The financial instruments that will be used to hedge the risks.
- e. The hedge trading rules, including the permitted tolerances from hedging objectives.
- f. The metric(s) for measuring hedging effectiveness.
- g. The criteria that will be used to measure hedging effectiveness.
- h. The frequency of measuring hedging effectiveness.
- i. The conditions under which hedging will not take place.
- j. The person or persons responsible for implementing the hedging strategy.

Guidance Note: It is important to note that strategies involving the offsetting of the risks associated with VVariable annuity guarantees with other products outside of the scope of these requirements

(e.g., equity-indexed annuities) do not currently qualify as a clearly defined hedging strategy under these requirements.

3. The term “guaranteed minimum death benefit” (GMDB) means a provision (or provisions) for a guaranteed benefit payable on the death of a contract holder, annuitant, participant or insured; where the amount payable is either (i) a minimum amount; or (ii) exceeds the minimum amount and ~~either is~~

~~—~~
 —is increased by an amount that may be either specified by or computed from other policy or contract values; and; ~~and~~

~~—~~
 —has the potential to produce a contractual total amount payable on such death that exceeds the account value, ~~or~~ ~~of~~

~~—~~
 —in the case of an annuity providing income payments, guarantees payment upon such death of an amount payable on death in addition to the continuation of any guaranteed income payments.

Guidance Note: The definition of GMDB includes benefits that are based on a portion of the excess of the account value over the net of premiums paid less partial withdrawals made (e.g., an earnings enhanced death benefit).

4. The term “total asset requirement” (TAR) means the sum of the reserve determined from the VM-21 requirements prior to any adjustment for the elective phase-in pursuant to Section 2.B plus the C3 RBC amount from LR027 step 4 (paragraph D) prior to any adjustment for phase-in or smoothing.

Section 2: Scope and Effective Date

A. Scope

1. The following categories of annuities or product features, issued on or after the operative date of the *Valuation Manual* directly written or assumed through reinsurance, are ~~covered by this section of the *Valuation Manual*~~ subject to the requirements of VM-21:
- Variable deferred annuity contracts ~~subject to the CARVM~~, whether or not such contracts contain GMDBs or VAGLBs.
 - Variable immediate annuity contracts, whether or not such contracts contain GMDBs or VAGLBs.
 - ~~Group~~ Any group annuity ~~contracts that are not subject to CARVM, but contain contract containing~~ guarantees similar in nature to GMDBs, VAGLBs or any combination thereof.

Guidance Note: The term “similar in nature” as used in Section ~~D2.A~~.1.c and Section ~~D2.A~~.1.d is intended to capture current products and benefits, as well as product and benefit designs that may emerge in the future. Examples of the

currently known designs are listed in [the Guidance below following Section D-1.42.A.3](#). Any product or benefit design that does not clearly fit the scope should be evaluated on a case-by-case basis taking into consideration factors that include, but are not limited to, the nature of the guarantees, the definitions of GMDB in [VM-21](#) and VAGLB in [Section E.1.a and Section E.1.b VM-01](#), and whether the contractual amounts paid in the absence of the guarantee are based on the investment performance of a market-value fund or market-value index (whether or not part of the company's separate account).

- d. ~~All Any other products that contain policy or contract which contains~~ guarantees similar in nature to GMDBs or VAGLBs, even if the insurer does not offer the mutual funds, ~~or~~ variable funds, ~~or other supporting investments~~ to which these guarantees relate, where there is no other explicit reserve requirement. If such a benefit is offered as part of a contract that has an explicit reserve requirement and that benefit does not currently have an explicit reserve requirement:
- i. These requirements shall be applied to the benefit on a stand-alone basis (i.e., for purposes of the reserve calculation, the benefit shall be treated as a separate contract).
 - ii. The reserve for the underlying contract, ~~excluding any benefits valued under (i) above~~, is determined according to the explicit reserve requirement.
 - iii. The reserve held for the contract shall be the sum of ~~(i) and (ii)~~.

Guidance Note: For example, a group life contract that wraps a GMDB around a mutual fund generally would fall under the scope of these requirements since there is not an explicit reserve requirement for this type of group life contract. However, for an individual variable life contract with a GMDB and a benefit similar in nature to a VAGLB, the requirements generally would apply only to the VAGLB-type benefit, since there is an explicit reserve requirement that applies to the variable life contract and the GMDB.

2. These requirements do not apply to contracts falling under the scope of ~~the VM-A-255: Modified Guaranteed Annuity Model Regulation (#255) Annuities~~; however, they do apply to contracts listed above that include one or more subaccounts containing features similar in nature to those contained in modified guaranteed annuities (MGAs) (e.g., market value adjustments).
3. Separate account ~~products contracts~~ that guarantee an index and do not offer GMDBs or VAGLBs are excluded from the scope of these requirements.

Guidance Note: Current VAGLBs include ~~Guaranteed Minimum Accumulation Benefits~~ GMABs, hybrid and traditional GMIBs ~~Guaranteed Minimum Income Benefit, lifetime and non-lifetime GMWBs~~ ~~Guaranteed Minimum Withdrawal Benefits, Guaranteed Lifetime Withdrawal Benefits~~ and ~~GPAFs~~ ~~Guaranteed Payout Annuity Floors~~. These requirements will be applied to future variations on these designs and to new guarantee designs.

E. — Definitions

Definitions of Benefit Guarantees

- a. ~~The term “guaranteed minimum death benefit” (GMDB) means a guaranteed benefit providing, or resulting in the provision that, an amount payable on the death of a contract holder, annuitant, participant or insured will be increased and/or will be at least a minimum amount. Only such guarantees having the potential to produce a contractual total amount payable on death that exceeds the account value—or in the case of an annuity providing income payments, an amount payable on death other than continuation of any guaranteed income payments—are included in this definition. GMDBs that are based on a portion of the excess of the account value over the net of premiums paid less partial withdrawals made (e.g., an earnings enhanced death benefit) are also included in this definition.~~
- b. ~~The term “variable annuity guaranteed living benefit” (VAGLB) means a guaranteed benefit providing, or resulting in the provision that, one or more guaranteed benefit amounts payable or accruing to a living contract holder or living annuitant, under contractually specified conditions (e.g., at the end of a specified waiting period, upon annuitization or upon withdrawal of premium over a period of time) will increase contractual benefits should the contract value referenced by the guarantee (e.g., account value) fall below a given level or fail to achieve certain performance levels. Only such guarantees having the potential to provide benefits with a present value as of the benefit commencement date that exceeds the contract value referenced by the guarantee are included in this definition. Payout annuities without minimum payout or performance guarantees are neither considered to contain nor to be VAGLBs.~~
- c. ~~The term “guaranteed minimum income benefit” (GMIB) means a VAGLB design for which the benefit is contingent on annuitization of a variable deferred annuity or similar contract. The benefit is typically expressed as a contract holder option, on one or more option dates, to have a minimum amount applied to provide periodic income using a specified purchase basis.~~
- d. ~~The term “guaranteed payout annuity floor” (GPAF) means a VAGLB design guaranteeing that one or more of the periodic payments under a variable immediate annuity will not be less than a minimum amount.~~

Definitions of Reserve Methodology Terminology

~~The term “scenario” means a set of asset growth rates and investment returns from which assets and liabilities supporting a set of contracts may be determined for each year of a projection.~~

~~The term “cash surrender value” means, for purposes of these requirements, the amount available to the contract holder upon surrender of the contract. Generally, it is equal to the account value less any applicable surrender charges, where the surrender charge reflects the availability of any free partial surrender options. For contracts where all or a portion of the amount available to the contract holder upon surrender is subject to a market value adjustment, however, the cash surrender value shall reflect the market value adjustment consistent with the required treatment of the underlying assets. That is, the cash surrender value shall reflect any market value adjustments where the underlying assets are reported at market value, but shall not reflect any market value adjustments where the underlying assets are reported at book value.~~

~~The term “scenario greatest present value” means the sum, for a given scenario, of:~~

~~The greatest of the present values, as of the projection start date, of the projected accumulated deficiencies for the scenario.~~

~~The starting asset amount.~~

~~The term “conditional tail expectation (CTE) amount” means an amount equal to the numerical average of the 30% largest values of the scenario greatest present values.~~

~~The term “working reserve” means the assumed reserve used in the projections of accumulated deficiencies supporting the calculation of the scenario greatest present values. At any point in the projection, including at the start of the projection, the working reserve shall equal the projected cash surrender value.~~

~~For a variable payout annuity without a cash surrender value, the working reserve shall equal the present value, at the valuation interest rate and the valuation mortality table specified for such a product by Model #820, of future income payments projected using a return based on the valuation interest rate less appropriate asset-based charges. For annuitizations that occur during the projection, the valuation interest rate as of the current valuation date may be used in determining the working reserve. Alternatively, if an integrated model of equity returns and interest rates is used, a future estimate of valuation interest rates may be incorporated into the working reserve.~~

~~For contracts not covered above, the actuary shall determine the working reserve in a manner that is consistent with the above requirements.~~

~~f. The term “accumulated deficiency” means an amount measured as of the end of a projection year and equals the projected working reserve less the amount of projected assets, both as of the end of the projection year. Accumulated deficiencies may be positive or negative.~~

~~**Guidance Note:** A positive accumulated deficiency means there is a cumulative loss, and a negative accumulated deficiency means there is a cumulative gain.~~

~~g. The term “starting asset amount” means an amount equal to the value of the assets at the start of the projection, as defined in Section 3.D.1.~~

~~h. The term “anticipated experience” means the actuary’s reasonable estimate of future experience for a risk factor given all available, relevant information pertaining to the contingencies being valued.~~

~~i. The term “prudent estimate” means the basis upon which the actuary sets the deterministic assumptions to be used for projections. A prudent estimate assumption is to be set at the conservative end of the actuary’s confidence interval as to the true underlying probabilities for the parameter(s) in question, based on the availability of relevant experience and its degree of credibility.~~

~~A prudent estimate assumption is developed by applying a margin for uncertainty to the anticipated experience assumption. The margin for uncertainty shall provide for estimation error and margins for adverse deviation. The resulting prudent estimate assumption shall be reasonably conservative over the span of economic cycles and over a plausible range of expected experience, in recognition of the principles described in Section 1.B. Recognizing that assumptions are simply assertions of future unknown experience, the margin should be directly related to uncertainty in the underlying risk factor. The greater the uncertainty, the larger the margin. Each margin should serve to increase the aggregate reserve that would otherwise be held in its absence (i.e., using only the anticipated experience assumption).~~

~~For example, assumptions for circumstances that have never been observed require more margins for error than those for which abundant and relevant experience data are available.~~

~~This means that valuation assumptions not stochastically modeled are to be consistent with the stated principles in Section 1.B, be based on any relevant and credible experience that is available, and should be set to produce, in concert with other prudent estimate assumptions, a CTE amount that is consistent with the stated CTE level.~~

~~The actuary shall follow the principles discussed in Section 11 and Section 12 in determining prudent estimate assumptions.~~

~~j. The term “gross wealth ratio” means the cumulative return for the indicated time period and percentile (e.g., 1.0 indicates that the index is at its original level).~~

~~k. The term “clearly defined hedging strategy” is a designation that applies to strategies undertaken by a company to manage risks through the future purchase or sale of hedging instruments and the opening and closing of hedging positions. In order to qualify as a clearly defined hedging strategy, the strategy must meet the principles outlined in Section 1.B (particularly Principle 5) and shall, at a minimum, identify:~~

~~The specific risks being hedged (e.g., delta, rho, vega, etc.);~~

~~The hedge objectives;~~

~~iii. The risks not being hedged (e.g., variation from expected mortality, withdrawal, and other utilization or decrement rates assumed in the hedging strategy, etc.);~~

~~iv. The financial instruments that will be used to hedge the risks;~~

~~v. The hedge trading rules, including the permitted tolerances from hedging objectives;~~

~~vi. The metric(s) for measuring hedging effectiveness;~~

~~vii. The criteria that will be used to measure hedging effectiveness;~~

~~viii. The frequency of measuring hedging effectiveness;~~

~~ix. The conditions under which hedging will not take place;~~

~~x. The person or persons responsible for implementing the hedging strategy. The hedge strategy may be dynamic, static or a combination thereof.~~

~~It is important to note that strategies involving the offsetting of the risks associated with variable annuity guarantees with other products outside of the scope of these requirements (e.g., equity-indexed annuities) do not currently qualify as a clearly defined hedging strategy under these requirements.~~

~~l. The term “revenue sharing,” for purposes of these requirements, means any arrangement or understanding by which an entity responsible for providing investment or other types of services makes payments to the company (or to one of its affiliates). Such payments are typically in exchange for administrative services provided by the company (or its affiliate), such as marketing, distribution and recordkeeping. Only payments that are attributable to charges or fees taken from the underlying variable funds or mutual funds supporting the contracts that fall under the scope of these requirements shall be included in the definition of revenue sharing.~~

~~m. The term “domiciliary commissioner,” for purposes of these requirements, means the chief insurance regulatory official of the state of domicile of the company.~~

~~n. The term “aggregate reserve” means the minimum reserve requirement as of the valuation date for the contracts falling within the scope of these requirements.~~

~~o. The term “1994 Variable Annuity Minimum Guaranteed Death Benefits (MGDB) Mortality Table” means the mortality table shown in Appendix 1.~~

~~B. Effective Date and Phase-In~~

~~These requirements apply for valuation dates on or after Jan. ~~uary~~ 1, 2020. A company may elect to phase in these requirements over a 36-month period beginning Jan. ~~uary~~ 1, 2020. –A company may~~

elect a longer phase-in period, up to ~~seven~~7 years, with approval of the domiciliary commissioner. The election of whether to phase in and the period of phase-in must be made prior to the Dec. ~~ember~~ 31, 2020, valuation. At the company's option, a phase-in may be terminated prior to the originally elected end of the phase-in period; the reserve would then be equal to the unadjusted reserve calculated according to the requirements of VM-21 applicable for valuation dates on or after Jan. ~~uary~~ 1, 2020. If there is a material decrease in the book of business by sale or reinsurance ceded, the company shall adjust the amount of the phase-in provision. The phase-in amount ($C = R1 - R2$, as described below) must be scaled down in proportion to the reduction in the excess reserve, measured on the effective transaction date as the reserve amount in excess of cash surrender value before and after the impact of the transaction. The company must obtain approval ~~e~~ for any other modification of the remaining phase-in amount. The method to be used for the phase-in calculation is as follows:

1. Compute $R1$ = the reserve as of Jan. ~~uary~~ 1, 2020, following the VM-21 requirements applicable in the 2020 NAIC *Valuation Manual* for all business in-force on the valuation date. The in-force used should include any reinsurance that is expected to be recaptured during 2020.
2. Separately, compute $R2$ = the reserve as of Jan. ~~uary~~ 1, 2020, following the VM-21 requirements applicable in the 2019 NAIC *Valuation Manual* for the same in-force contracts used to compute $R1$.
3. Compute the reported reserve on the valuation date as follows:
Reserve = $D - ((B - A) * C / B)$, where
 - A is the number of months that have elapsed since Dec. ~~ember~~ 31, 2019. For example, for the March 31, 2020, valuation, $A = 3$.
 - $B = 36$ unless the company has obtained approval for a longer phase-in, in which case $B =$ number of months of approved phase-in.
 - $C = R1 -$ ~~minus~~ $R2$
 - D is the reserve on the valuation date determined according to these requirements, prior to the phase-in adjustment.

A company may elect to apply the VM-21 requirements applicable to the 2020 NAIC *Valuation Manual* as the ~~Valuation Manual~~ requirements for the valuation on Dec. ~~ember~~ 31, 2019. For such election, the phase-in provision of Section 2.B may not be elected. Any company electing early adoption of VM-21 shall also:

1. ~~a~~Apply the provisions of ~~Actuarial Guideline 43XLIII~~ as amended for 2020 to the Dec. ~~ember~~ 31, 2019, valuation of contracts within the scope of that guideline.
2. ~~a~~Apply the Life RBC instructions for 2020 in the calculation of C-3 RBC in LR027 for 2019.
3. ~~f~~Follow the documentation and certification requirements of VM-31 from the 2020 *Valuation Manual* for the ~~Variable Annuity-VA~~ Business. In the VA Summary, clearly indicate the use of the new requirements in the section on change in methods from prior year ~~and~~
4. ~~n~~Notify the Commissioner of the state of domicile of such elections.

Section 23: Reserve Methodology**A. ~~General Description~~ Aggregate Reserve**

The aggregate reserve for contracts falling within the scope of these requirements shall equal the ~~CTE amount but not less than the standard scenario amount, where the aggregate reserve is calculated as the standard scenario amount plus the excess, if any, of the CTE amount over the standard scenario amount~~ stochastic reserve (following the requirements of Section 4) plus the additional standard projection amount (following the requirements of Section 6) less any applicable PIMR for all contracts not valued under the Alternative Methodology (Section 7), plus the reserve for any contracts determined using the Alternative Methodology (following the requirements of Section 7).

B. Impact of Reinsurance Ceded

Where reinsurance is ceded for all or a portion of the contracts, ~~both all~~ components in the ~~above general description (and thus the aggregate reserve)~~ shall be determined ~~post-reinsurance ceded, that is, net of any reinsurance treaties that meet the statutory requirements that would allow the treaty to be accounted for as reinsurance, and pre-reinsurance ceded, that is, ignoring such costs and benefits.~~

~~An aggregate reserve before reinsurance also shall be calculated if needed for regulatory reporting or other purposes, using methods described in Section 4.~~

C. The ~~Additional~~ Standard ~~Scenario~~ Projection Amount

The ~~additional~~ standard ~~scenario projection~~ amount is ~~the aggregate of the reserves~~ determined by applying ~~one of the two~~ standard ~~scenario projection~~ methods defined in Section 6. The ~~same method to each~~ must be used for all ~~contracts within a group of contracts that are aggregated together to determine the reserve, and the additional standard projection amount excluding~~ ~~do not include~~ any contracts whose reserve is determined using the Alternative Methodology. ~~The company shall elect which method they will use to determine the additional standard projection amount. The company may not change that election for a future valuation without the approval of the domiciliary commissioner.~~

D. ~~The~~ Stochastic Reserve

The stochastic reserve shall be determined based on asset and liability projections for ~~of the~~ contracts falling within the scope of these requirements, ~~excluding those contracts valued using the Alternative Methodology, over a broad range of stochastically generated projection scenarios described in Section 8 and using prudent estimate assumptions, as required herein.~~

~~The standard scenario method is outlined in Section 5.~~

The CTE Amount

~~The CTE amount shall be determined based on a projection of the contracts falling within the scope of these requirements, and the assets supporting these contracts, over a broad range of stochastically generated projection scenarios and using prudent estimate assumptions.~~

~~The stochastically generated projection scenarios shall meet the scenario calibration criteria~~

~~described in Section 7.~~

The ~~CTE amount stochastic reserve~~ may be determined in aggregate for all contracts falling within the scope of these requirements ~~—(i.e., a single grouping model segment)—. At or, at the option of the company, it may be determined by applying the methodology outlined below to subgroupings of contracts into model segments, in which case the CTE amount stochastic reserve shall equal the sum of the amounts computed for each such subgrouping model segment.~~

The ~~CTE amount stochastic reserve for any group of contracts shall be determined as CTE-70 of the scenario reserves using the following steps: the requirements of Section 4.~~

~~For each scenario, projected aggregate accumulated deficiencies are determined at the start of the projection (i.e., “time 0”) and at the end of each projection year as the sum of the accumulated deficiencies for each contract grouping.~~

- ~~1. The scenario greatest present value is determined for each scenario based on the sum of the aggregate accumulated deficiencies and aggregate starting asset amounts for the contracts for which the aggregate reserve is being computed.~~

~~**Guidance Note:** The scenario greatest present value is, therefore, based on the greatest projected accumulated deficiency, in aggregate, for all contracts for which the aggregate reserve is computed hereunder, rather than based on the sum of the greatest projected accumulated deficiency for each grouping of contracts.~~

- ~~2. The scenario greatest present values for all scenarios are then ranked from smallest to largest, and the CTE amount is the average of the largest 30% of these ranked values.~~

~~The projections shall be performed in accordance with Section 3. The actuary shall document the assumptions and procedures used for the projections and summarize the results obtained as described in Section 4 and Section 10.~~

E. Alternative Methodology

For ~~a group of~~ variable deferred annuity contracts that contain either no guaranteed benefits or only GMDBs ~~—(i.e., no VAGLBs)—~~, the ~~CTE amount reserve~~ may be determined using the ~~Alternative methodology-Methodology~~ described in Section ~~6-7~~ rather than using the approach described in ~~Section 3.C and Section 23.D~~. However, in the event ~~that~~ the approach described in ~~Section 3.C and Section 23.D~~ has been used in prior valuations ~~for that group of contracts~~, the Alternative Methodology may not be used without approval from the domiciliary commissioner.

The ~~CTE amount reserve~~ for the group of contracts to which the Alternative Methodology is applied shall not be less than the aggregate cash surrender value of those contracts.

~~The actuary shall document the assumptions and procedures used for the Alternative Methodology and summarize the results obtained as described in Section 4 and Section 10.~~

F. Allocation of ~~Results~~ the Aggregate Reserve to Contracts

The aggregate reserve shall be allocated to the contracts falling within the scope of these requirements using the method outlined in Section ~~8~~12.

G. Reserve to Be Held in the General Account

~~The portion of the aggregate reserve held in the general account shall not be less than the excess of the aggregate reserve over the aggregate cash surrender value held in the separate account and attributable to the variable separate account portion of all such contracts. For contracts for which a~~

cash surrender value is not defined, the company shall substitute for cash surrender value held in the separate account the implicit amount for which the contract holder is entitled to receive income based on the performance of the separate account. For example, for a variable payout annuity for which a specific number of units is payable, the implicit amount could be the present value of that number of units, discounted at the assumed investment return and defined mortality, times the unit value as of the valuation date.

Guidance Note: This approach is equivalent to assuming that the separate account performance is equal to the assumed investment return.

Section 34: Determination of ~~CTE Amount Based on Projections~~ the Stochastic Reserve

A. Projection of Accumulated Deficiencies

1. General Description of Projection

The projection of accumulated deficiencies shall be made ignoring federal income tax in both cash flows and discount rates, and it shall reflect the dynamics of the expected cash flows for the entire group of contracts, reflecting all product features—, including ~~the any~~ guarantees provided under the contracts. Insurance company expenses (including overhead and investment expense), fund expenses, contractual fees and charges, revenue-sharing income received by the company (net of applicable expenses), and cash flows associated with any reinsurance or hedging instruments are to be reflected on a basis consistent with the requirements herein. Cash flows from any fixed account options also shall be included. Any market value adjustment assessed on projected withdrawals or surrenders also shall be included (whether or not the cash surrender value reflects market value adjustments). Throughout the projection, ~~where estimates are used, such estimates all~~ assumptions shall be determined based on a prudent estimate basis the requirements herein. Accumulated deficiencies shall be determined at the end of each projection year as the sum of the accumulated deficiencies for all contracts within each model segment. ~~contract grouping~~

Guidance Note: Section 4.A.1 requires market value adjustments (MVAs) on liability cash flows to be reflected because, in a cash flow model, assets are assumed to be liquidated at market value to cover the cash outflow of the cash surrender; therefore, inclusion of the market value adjustment aligns the asset and liability cash flows. —This may differ Treatment of cash flows with market value adjustments in in Section 4.A.1 deviates from the treatment of MVAs in the definition of cash surrender value (Section 1.D), because which defines the statutory reserve floor for which the values must be aligned with the annual statement value of the assets.

~~Federal income tax shall not be included in the projection of accumulated deficiencies.~~

2. Grouping of Variable Funds and Subaccounts

The portion of the starting asset amount held in the separate account represented by the variable funds and the corresponding account values may be grouped for modeling using an approach that recognizes the investment guidelines and objectives of the funds. In assigning each variable fund and the variable subaccounts to a grouping for projection purposes, the fundamental characteristics of the fund shall be reflected, and the parameters

shall have the appropriate relationship to the ~~required calibration points of the S&P 500 stochastically generated projection scenarios described in Section 8.~~ The grouping shall reflect characteristics of the efficient frontier (i.e., returns generally cannot be increased without assuming additional risk).

An appropriate proxy fund for each variable subaccount shall be designed in order to develop the investment return paths. The development of the scenarios for the proxy funds is a fundamental step in the modeling and can have a significant impact on results. As such, the ~~actuary-company~~ must map each variable account to an appropriately crafted proxy fund normally expressed as a linear combination of recognized market indices, ~~(or sub-indices,) or funds.~~

3. ~~Grouping of Contracts~~ Model Cells

Projections may be performed for each contract in force on the date of valuation or by ~~grouping-assigning~~ contracts into representative cells of model plans using all characteristics and criteria having a material impact on the size of the reserve. ~~Grouping shall be the responsibility of the actuary but Assigning contracts to model cells may not be done in a manner that intentionally understates the resulting reserve.~~

4. Modeling of Hedges

a. ~~For a company that does not have a CDHS:~~

- i. ~~The company shall not consider the cash flows from any future hedge purchases or any rebalancing of existing hedge assets in its modeling.~~
- ii. ~~Existing hedging instruments that are currently held by the company in support of the contracts falling under the scope of these requirements shall be included in the starting assets. The hedge assets may then be considered in one of two ways:~~
 - a) ~~Include the asset cash flows from any contractual payments and maturity values in the projection model; or~~
 - b) ~~No hedge positions – in which case the hedge positions held on the valuation date are replaced with cash and/or other general account assets in an amount equal to the aggregate market value of these hedge positions.~~

Guidance Note: ~~If the hedge positions held on the valuation date are replaced with cash, then as with any other cash, such amounts may then be invested following the company's investment strategy.~~

~~A company may switch from method a) to method b) at any time, but it may only change from b) to a) with the approval of the domiciliary commissioner.~~

- b. ~~For a company with a CDHS, the detailed requirements for the modeling of hedges are defined in Section 9. The following paragraphs are a high-level summary and do not supersede the detailed requirements.~~

- i. ~~The appropriate costs and benefits of hedging instruments that are currently held by the company in support of the contracts falling under the scope of these requirements shall be included in the projections used in the determination of the stochastic reserve. -If the company is following a clearly defined hedging strategy and the hedging strategy meets the requirements of Section 9, the~~
- ii. ~~The projections shall take into account the appropriate costs and benefits of hedge positions expected to be held in the future through the execution of that strategy strategy the CDHS. -Because models do not always accurately portray the results of hedge programs, the company shall, through back-testing and other means, assess the accuracy of the hedge modeling. -The company shall determine a stochastic reserve as the weighted average of two CTE values; first, a CTE70 ("best efforts") representing at the company's projection of all of the hedge cash flows, including future hedge purchases, and a second CTE70 ("adjusted") which shall use only hedge assets held by the company on the valuation date and no future hedge purchases. -These are discussed in greater detail in Section 9. -The stochastic reserve shall be the weighted average of the two CTE70 values, where the weights reflect the error factor (E) determined following the guidance of Section 9.C.4.~~
- iii. ~~To the degree either the currently held hedge positions or the hedge positions expected to be held in the future introduce basis, gap, price or assumption risk, a suitable reduction for effectiveness of hedges shall be made. The actuary company is responsible for verifying compliance with a clearly defined hedging strategy CDHS requirements and the any other requirements in Section 9 for all hedging instruments included in the projections.~~
- ~~While hedging strategies may change over time, any change in hedging strategy shall be documented and include an effective date of the change in strategy.~~
- iv. ~~The use of products not falling under the scope of these requirements (e.g., equity-indexed annuities) as a hedge shall not be recognized in the determination of accumulated deficiencies.~~

Guidance Note:

~~These requirements of Section 4.A.4 govern the determination of reserves for annuity contracts and do not supersede any statutes, laws or regulations of any state or jurisdiction related to the use of derivative instruments for hedging purposes and and should not be used in determining whether a company is permitted to use such instruments in any state or jurisdiction.~~

~~Upon request of the company's domiciliary commissioner and for information purposes to show the effect of including future hedge positions in the projections, the company shall show the results of performing an additional set of projections reflecting only the hedges currently held by the company in support of the contracts falling under the scope of these requirements. Because this additional set of projections excludes some or all of the derivative instruments, the investment strategy used may not be the same as that used in the determination of the CTE amount.~~

5. Revenue Sharing

- a. Projections of accumulated deficiencies may include income from projected future revenue-sharing, net of applicable projected expenses (net revenue-sharing income) if each of the following requirements are met:

- i. The net revenue-sharing income is received by the company.

Guidance Note: For purposes of this section, net revenue-sharing income is considered to be received by the company if it is paid directly to the company through a contractual agreement with either the entity providing the net revenue-sharing income or an affiliated company that receives the net revenue-sharing income. Net revenue-sharing income also would be considered to be received if it is paid to a subsidiary that is owned by the company and if 100% of the statutory income from that subsidiary is reported as statutory income of the company. In this case, the ~~actuary~~ company needs to assess the likelihood that future net revenue-sharing income is reduced due to the reported statutory income of the subsidiary being less than future net revenue-sharing income received.

- ii. Signed contractual ~~agreement or~~ agreement(s) are in place as of the valuation date and support the current payment of the net revenue-sharing income.

- iii. The net revenue-sharing income is not already accounted for directly or indirectly as a company asset.

- b. The amount of net revenue-sharing income to be used shall reflect the ~~actuary's~~ company's assessment of factors that include, but are not limited to, the following (not all of these factors will necessarily be present in all situations):

- i. The terms and limitations of the agreement(s), including anticipated revenue, associated expenses and any contingent payments incurred or made by either the company or the entity providing the net revenue-sharing as part of the agreement(s).
- ii. The relationship between the company and the entity providing the net revenue-sharing income that might affect the likelihood of payment and the level of expenses.
- iii. The benefits and risks to both the company and the entity paying the net revenue-sharing income of continuing the arrangement.
- iv. The likelihood that the company will collect the net revenue-sharing income during the term(s) of the agreement(s) and the likelihood of continuing to receive future revenue after the agreement(s) has ended.
- v. The ability of the company to replace the services provided to it by the entity providing the net revenue-sharing income or to provide the services itself, along with the likelihood that the replaced or provided services will cost more to provide.
- vi. The ability of the entity providing the net revenue-sharing income to replace the services provided to it by the company or to provide the services itself, along with the likelihood that the replaced or provided

services will cost more to provide.

- c. The amount of projected net revenue-sharing income ~~also~~ shall reflect a margin (which decreases the assumed net revenue-sharing income) directly related to the uncertainty of the revenue. The greater the uncertainty, the larger the margin. Such uncertainty is driven by many factors, including the potential for changes in the securities laws and regulations, mutual fund board responsibilities and actions, and industry trends. Since it is prudent to assume that uncertainty increases over time, a larger margin shall be applied as time that has elapsed in the projection increases.
- d. All expenses required or assumed to be incurred by the company in conjunction with the arrangement providing the net revenue-sharing income, as well as any expenses assumed to be incurred by the company in conjunction with the assumed replacement of the services provided to it (as discussed in Section 34.A.5.b.v), shall be included in the projections as a company expense under the requirements of Section 34.A.1. In addition, expenses incurred by either the entity providing the net revenue-sharing income or an affiliate of the company shall be included in the applicable expenses discussed in Section 34.A.1 and Section 34.A.5.a that reduce the net revenue-sharing income.
- e. The ~~actuary company~~ is responsible for reviewing the revenue-sharing agreements, ~~and~~ verifying compliance with these requirements ~~and documenting the rationale for any source of net revenue sharing income used in the projections.~~
- f. The amount of net revenue-sharing income assumed in a given scenario shall not exceed the sum of (i) and (ii), where:
 - (i) Is the contractually guaranteed net revenue-sharing income projected under the scenario: ~~and~~
 - (ii) Is the ~~actuary's company's~~ estimate of non-contractually guaranteed net revenue-sharing income before reflecting any margins for uncertainty multiplied by the following factors:
 - a) 1.00 in the first projection year.
 - b) 0.95 in the second projection year.
 - c) ~~0.8-90~~ in the third projection year.
 - d) ~~0.7-85~~ in the fourth projection year.
 - e) ~~0.6-80~~ in the fifth ~~and all subsequent~~ projection years.
 - ~~f) 0.5 in the sixth and all subsequent projection years. The resulting amount of non-contractually guaranteed net revenue sharing income after application of this factor shall not exceed 0.25% per year on separate account assets in the sixth and all subsequent projection years.~~

6. Length of Projections

Projections of accumulated deficiencies shall be run for as many future years as needed so that no materially greater reserve value would result from longer projection periods.

7. ~~AVR~~ Interest Maintenance Reserve (IMR)

The ~~AVR and the~~ IMR shall be handled consistently with the treatment in the company's cash-flow testing, and the amounts should be adjusted to a pre-tax basis.

B. Determination of Scenario ~~Greatest Present Values~~ Reserve

1. ~~Scenario Greatest Present Values~~ General

For a given scenario, the scenario ~~greatest present value~~ reserve is the sum of:

- a. The greatest present value, as of the projection start date, of the projected accumulated deficiencies ~~defined in Section 4.E.2.f.; and~~
- b. The starting asset amount.

When using the direct Iteration method described in Section 4.B.5, the scenario reserve will equal the final starting asset amount determined according to Section 4.B.4.

The scenario reserve for any given scenario shall not be less than the cash surrender value in aggregate on the valuation date for the group of contracts modeled in the projection.

2. Discount Rates

In determining the scenario ~~greatest present values~~ reserve, accumulated deficiencies shall be discounted at the NAER on additional assets using the same interest rates at which positive cash flows are invested, as determined defined in Section 4.B.3, 3.D.4. Such interest rates shall be reduced to reflect expected credit losses. Note that the interest rates used do not include a reduction for federal income taxes.

3. ~~Determination of NAER on Additional Invested Asset Portfolio~~

- a. The additional invested asset portfolio for a scenario is a portfolio of general account assets as of the valuation date, outside of the starting asset portfolio, that is required in that projection scenario so that the projection would not have a positive accumulated deficiency at the end of any projection year. This portfolio may include only (i) general account assets available to the company on the valuation date that do not constitute part of the starting asset portfolio; and (ii) cash assets.

Guidance Note:

Additional invested assets should be selected in a manner such that if the starting asset portfolio were revised to include the additional invested assets, the projection would not be expected to experience any positive accumulated deficiencies at the end of any projection year.

It is assumed that the accumulated deficiencies for this scenario projection are known.

- b. To determine the NAER on additional invested assets for a given scenario:
 - i. Project the additional invested asset portfolio as of the valuation date to the end of the projection period.
 - a) Investing any cash in the portfolio and reinvesting all investment proceeds using the company's investment policy.

- b) ~~without regard to~~ Excluding any liability cash flows, and
- c) ~~Incorporating the appropriate returns, defaults, and investment expenses for the given scenario.~~
- ii. ~~If the value of the projected additional invested asset portfolio does not equal or exceed the accumulated deficiencies at the end of each projection year for the scenario, increase the size of the initial additional invested asset portfolio as of the valuation date, and repeat the preceding step.~~
- iii. ~~Determine a vector of annual earned rates that replicates the growth in the additional invested asset portfolio from the valuation date to the end of the projection period for the scenario. This vector will be the NAER for the given scenario.~~

Guidance Note: There are multiple ways to select the additional invested asset portfolio at the valuation date. Similarly, there are multiple ways to determine the earned rate vector. The company shall ~~should~~ be consistent in its choice of methods, from one valuation to the next.

4. ~~Direct Iteration~~

~~In lieu of the method described in Section 4.B.2 and Section 4.B.3 above, the company may solve for the amount of starting assets which, when projected along with all contract cash flows, result in the defeasement of all projected future benefits and expenses at the end of the projection horizon with no accumulated deficiencies at the end of any projection year during the projection period.~~

C. Projection Scenarios

1. ~~Minimum Required~~ Number of Scenarios

The number of scenarios for which ~~projected greatest present values of accumulated deficiencies~~ the scenario reserve shall be computed shall be the responsibility of the ~~actuary company, and it~~ shall be considered to be sufficient if any resulting understatement in ~~total reserves~~ the stochastic reserve, as compared with that resulting from running additional scenarios, is not material.

2. ~~Economic Scenario~~ Generation Calibration Criteria

~~U.S. Returns~~ Treasury Department interest rate curves, as well as investment return paths for ~~the groupings of variable funds~~ general account equity assets and separate account fund performance shall be determined on a stochastic basis ~~such using the methodology described in Section 8. If the company uses a proprietary generator to develop scenarios, the company shall demonstrate that the resulting distribution of the gross wealth ratios of the scenarios meets the scenario calibration criteria specified~~ meet the requirements described in Section 7.8.

D. Projection of Assets

1. Starting Asset Amount

- a. For the projections of accumulated deficiencies, the value of assets at the start of the projection shall be set equal to the approximate value of statutory reserves at the start of the projection plus the allocated amount of PIMR attributable to the

~~assets selected.~~ Assets shall be valued consistently with their annual statement values. The amount of such asset values shall equal the sum of the following items, all as of the start of the projection:

- i. All of the separate account assets supporting the contracts;
- ii. ~~Any hedge assets-instruments held in support of the guarantees in the contracts being valued; and~~
- iii. ~~b.~~—An amount of assets held in the general account equal to the approximate value of statutory reserves as of the start of the projections less the amount in ~~(a)~~ and ~~(ii)~~.

Guidance Note: ~~Deferred hedge gains/losses developed under SSAP No. 108—Derivatives Hedging Variable Annuity Guarantees are not included in the value of the starting assets~~

- b. ~~In many instances, If the amount of initial general account assets may be negative, resulting in the model should reflect a projected interest expense.~~ General account assets chosen for use as described above shall be selected on a consistent basis from one reserve valuation hereunder to the next.
- c. ~~AnyTo the extent that the sum of the value of hedge assets, meeting the requirements described in Section 3.A.4 shall be reflected in the projections and included with or cash, or other general account assets under item (b). To in an amount equal to the extent the sum of the aggregate market value of such hedge assets, and the value of separate account assets in item (a) supporting the contracts is greater than the approximate value of statutory reserves as of the start of the projections, then item (b) may the company shall include enough negative general account assets or cash such that the sum of items (a) and (b) starting asset amount equals the approximate value of statutory reserves as of the start of the projections.~~

Guidance Note: ~~Further elaboration on potential practices with regard to this issue may be included in a practice note.~~

~~The actuary shall document which assets were used as of the start of the projection and the approach used to determine which assets were chosen, as well as verify that the value of the assets equals the approximate value of statutory reserves at the start of the projection.~~

2. Valuation of Projected Assets

For purposes of determining the projected accumulated deficiencies, the value of projected assets shall be determined in a manner consistent with their value at the start of the projection. For assets assumed to be purchased during a projection, the value shall be determined in a manner consistent with the value of assets at the start of the projection that have similar investment characteristics. ~~However, for derivative instruments that are used in hedging and that are not assumed to be sold during a particular projection interval, the company may account for them at an amortized cost in an appropriate manner elected by the company.~~

3. Separate Account Assets

For purposes of determining the starting asset amounts in Section 34.D.1 and the valuation of projected assets in Section 34.D.2, assets held in a separate account shall be summarized into asset categories determined by the ~~actuary company~~ as discussed in Section 34.A.2.

4. General Account Assets

a. General account assets shall be projected, net of projected defaults, using assumed investment returns consistent with their book value and expected to be realized in future periods as of the date of valuation. Initial assets that mature during the projection and positive cash flows projected for future periods shall be invested ~~at interest rates, which, at-in a manner that is representative of and consistent with the option of the actuary, are one of company's investment policy, subject to the following requirements:~~

i. ~~The final maturities and cash flow structures of assets purchased in the model, such as the patterns of gross investment income and principal repayments or a fixed or floating rate interest basis, shall be determined by the company as part of the model representation;~~

ii. ~~The combination of price and structure for fixed income investments and derivative instruments associated with fixed income investments shall appropriately reflect the projected U.S. Treasury Department curve along the relevant scenario and the requirements for gross asset spread assumptions stated below;~~

iii. ~~For purchases of public non-callable corporate bonds, follow the requirements defined in VM-20 Sections 7.E, 7.F, and 9.F. The prescribed spreads reflect current market conditions as of the model start date and grade to long-term conditions based on historical data at the start of projection year four;~~

iv. ~~For transactions of derivative instruments associated with fixed income investments, reflect the prescribed assumptions in VM-20 Section 9.F for interest rate swap spreads;~~

v. ~~For purchases of other fixed income investments, if included in the model investment strategy, set assumed gross asset spreads over U.S. Treasuries in a manner that is consistent with, and results in reasonable relationships to, the prescribed spreads for public non-callable corporate bonds and interest rate swaps.~~

b. ~~Notwithstanding the above requirements, the model investment strategy and any non-prescribed asset spreads shall be adjusted as necessary so that the aggregate reserve is not less than that which would be obtained by substituting an alternative investment strategy in which all fixed income reinvestment assets are public non-callable corporate bonds with gross asset spreads, asset default costs, and investment expenses by projection year that are consistent with a credit quality blend of 50% PBR credit rating 6 (A2/A) and 50% PBR credit rating 3 (Aa2/AA).~~

~~Policy loans, equities and derivative instruments associated with the execution of a clearly defined hedging strategy are not affected by this requirement.~~

Drafting Note: ~~+~~This limitation is being referred to Life Actuarial (A) Task Force for review.

- c. Any disinvestment shall be modeled in a manner that is consistent with the company's investment policy and that reflects the company's cost of borrowing where applicable, provided that the assumed cost of borrowing is not lower than the rate at which positive cash flows from invested assets are reinvested in the same time period, taking into account duration, ratings, and other attributes of the borrowing mechanism. Gross asset spreads used in computing market values of assets sold in the model shall be consistent with, but not necessarily the same as, the gross asset spreads in Section 4.D.4.a.iii and Section 4.D.4.a.v, recognizing that initial assets that mature during the projection may have different characteristics than modeled reinvestment assets.

Guidance Note: ~~This limitation is being referred to Life Actuarial (A) Task Force for review. The simple language above ("provided that the assumed cost of borrowing is not lower than the rate at which positive cash flows are reinvested in the same time period") is not intended to impose a literal requirement. It is intended to reflect a general concept to prevent excessively optimistic borrowing assumptions for funding future deficiencies. It is recognized that borrowing parameters and rules can be complicated, such that modeling limitations may not allow for literal compliance, in every time step, as long as the reserve is not materially affected/impacted. However, if the company is unable to fully apply this restriction, prudence dictates that a company shall not allow borrowing assumptions to materially reduce the reserve. consistently higher average cost of borrowing relative to the reinvestment rate for the same period. In general, it would be inappropriate to assume consistently lower borrowing costs for consecutive model periods or material amounts of borrowing.~~

5. Cash Flows from Invested Assets

- a. Cash flows from general account fixed income assets, including starting and reinvestment assets, shall be reflected in the projection as follows:
- i. Model gross investment income and principal repayments in accordance with the contractual provisions of each asset and in a manner consistent with each scenario.
 - ii. Reflect asset default costs as prescribed in VM-20 Section 9.F and anticipated investment expenses through deductions to the gross investment income.
 - iii. Model the proceeds arising from modeled asset sales and determine the portion representing any realized capital gains and losses.
 - iv. Reflect any uncertainty in the timing and amounts of asset cash flows related to the paths of interest rates, equity returns, or other economic values directly in the projection of asset cash flows. Asset defaults are not subject to this requirement, since asset default assumptions must be determined by the prescribed method in VM-20 Sections 7.E, 7.F, and 9.F.
- b. Cash flows from general account equity assets ~~(i.e., non-fixed income assets having substantial volatility of returns, such as common stocks and real estate);~~ including starting and reinvestment assets, shall be reflected in the projection as follows:
- i. Determine the grouping for asset categories and the allocation of specific assets to each category in a manner that is consistent with that used for

~~separate account Assets, as discussed in Section 4.A.2.~~

- ~~ii. Project the gross investment return including realized and unrealized capital gains in a manner that is consistent with the stochastically generated scenarios.~~
- ~~iii. Model the timing of an asset sale in a manner that is consistent with the investment policy of the company for that type of asset. Reflect expenses through a deduction to the gross investment return using prudent estimate assumptions.~~

- ~~a. The forward interest rates implied by the swap curve in effect as of the valuation date.~~

Guidance Note: The swap curve is based on the Federal Reserve H.15 interest swap rates. The rates are for a fixed rate payer in return for receiving three month LIBOR. One place where these rates can be found is www.federalreserve.gov/releases/h15/default.htm.

- ~~b. The 200 interest rate scenarios available as prescribed for Phase I, C-3 RBC calculation, coupled with the separate account return scenarios by matching them up with the first 200 such scenarios and repeating this process until all separate account return scenarios have been matched with a Phase I scenario.~~
- ~~e. Interest rates developed for this purpose from a stochastic model that integrates the development of interest rates and the separate account returns.~~

~~When the option described in (a) — the forward interest rates implied by the swap curve — is used, an amount shall be subtracted from the interest rates to reflect the current market expectations about future interest rates using the process described in Section 3.E.1.~~

~~The actuary may switch from (a) to (b), from (a) to (c) or from (b) to (c) from one valuation date to the next but may not switch in the other direction without approval from the domiciliary commissioner.~~

E. Projection of Annuitization Benefits (Including GMIBs and GMWBs)

1. Assumed Annuitization Purchase Rates at Election

~~For purposes of projecting annuitization benefits (including annuitizations stemming from the election of a GMIB) and withdrawal amounts from GMWBs, the projected annuitization purchase rates shall be determined assuming that market interest rates available at the time of election are the interest rates used to project general account assets, as determined in Section 34.D.4. However, where the interest rates used to project general account assets are based upon the forward interest rates implied by the swap curve in effect as of the valuation date (i.e., the option described in Section 3.D.4.a is used, herein referred to as a point estimate), the margin between the cost to purchase an annuity using the guaranteed purchase basis and the cost using the interest rates prevailing at the time of annuitization shall be adjusted as discussed below.~~

~~If a point estimate is being used, it is important that the margin assumed reflects the current market expectations about future interest rates at the time of annuitization, as described more fully below, and a downward adjustment to the interest rate assumed in the purchase~~

rate basis. The latter adjustment is necessary since a greater proportion of contract holders will select an annuitization benefit when it is worth more than the cash surrender value than when it is not. As a practical matter, this effect can be approximated by using an interest rate assumption in the purchase rate basis that is 0.30% below that implied by the forward swap curve, as described below.

To calculate market expectations of future interest rates, the par or current coupon swap curve is used (documented daily in Federal Reserve H.15 with some interpolation needed). Deriving the expected rate curve from this swap curve at a future date involves the following steps:

- a. Calculate the implied zero coupon rates. This is a well documented “bootstrap” process. For this process, we use the equation $100 = C^n \cdot (v + v^{2^2} + \dots + v^n) + 100v^n$ where the “ v^t ” terms are used to stand for the discount factors applicable to each flows 1, 2, ..., n years hence and C^n is the n-year swap rate. Each of these discount factors is based on the forward curve and, therefore, is based on a different rate (i.e., “ v^{2^2} ” does not equal v times v). Given the one-year swap rate, one can solve for v . Given v and the two-year swap rate, one can then back into v^2 , and so on.
- b. Convert the zero coupon rates to one-year forward rates by calculating the discount factor needed to get from v^{t+1} to v^t .
- c. Develop the expected rate curve.

This recognizes that, for example, the five-year forward one-year rate is not the rate the market expects on one-year instruments five years from now. The reason is that as the bond gets shorter, the “risk premium” in the rate diminishes. This is sometimes characterized as “rolling down” the yield curve. Table A shows the historic average risk premium at various durations. From this table, one can see that to get the rate the market expects a one-year swap to have five years from now, one must subtract the risk premium associated with six-year rates (0.95%) and add back that associated with one-year rates (0.50%). This results in a net reduction of 0.45%.

Table A: Risk Premium by Duration

Duration	Risk Premium	Duration	Risk Premium
1	0.500%	6	0.950%
2	0.750%	7	1.000%
3	0.750%	8	1.100%
4	0.850%	9+	1.150%

The Exhibit below combines the three steps. Column A through Column D convert the swap curve to the implied forward rate for each future payment date. Column E through Column H remove the current risk premium, add the risk premium t years in the future (the Exhibit shows the rate curve five years in the future), and

Requirements for Principle-Based Reserves for Variable Annuities

VM-21

~~uses that to get the discount factors to apply to the one year, two year, ... five year cash flows five years from now.~~

Exhibit: Derivation of Discount Rates Expected in the Future

	A	B	C	D	E	F	G	H
1 2 3	Projection Years	Swap Curve Rate	PV of Zero Coupon	Forward 1 Year Rate	Risk Premium	Risk Premium 5 Years Out	Expected Forward Rate in 5 Years	PV of Zero Coupon in 5 Years
4	1	2.57%	0.97494	2.5700%	0.5000%			
5	2	3.07%	0.94118	3.5879%	0.7500%			
6	3	3.44%	0.90302	4.2251%	0.7500%			
7	4	3.74%	0.86231	4.7208%	0.8500%			
8	5	3.97%	0.82124	5.0010%	0.9000%			
9	6	4.17%	0.77972	5.3249%	0.9500%	0.5000%	4.8749%	0.95352
10	7	4.34%	0.73868	5.5557%	1.0000%	0.7500%	5.3057%	0.90547
11	8	4.48%	0.69894	5.6860%	1.1000%	0.7500%	5.3360%	0.85961
12	9	4.60%	0.66050	5.8209%	1.1500%	0.8500%	5.5209%	0.81463
13	10	4.71%	0.62303	6.0131%	1.1500%	0.9000%	5.7631%	0.77024
14	Cell Formulas for Projection Year 10		=(1-B13)*SUM(\$C\$4:C12)/(1+B13)	=(C12/C13)+1		=E8	=D13-E13+F13	=H12/(1+G13)

~~Where interest rates are projected stochastically using an integrated model, although one would “expect” the interest rate n years hence to be that implied for an appropriate duration asset by the forward swap curve as described above, there is a steadily widening confidence interval about that point estimate with increasing time until the annuitization date. The “expected margin” in the purchase rate is less than that produced by the point estimate based on the expected rate, since a greater proportion of contract holders will have an annuitization benefit whose worth is in excess of cash surrender value when margins are low than when margins are high. As a practical matter, this effect can be approximated by using a purchase rate margin based on an earnings rate 0.30% below that implied by the forward swap curve. If a stochastic model of interest rates is used instead of a point estimate, then no such adjustment is needed.~~

2. Projected Election of ~~Guaranteed Minimum Income Benefit~~GMIBs, GMWBs and Other Annuitization Options

a. ~~For contracts projected to elect annuitization options (including annuitizations stemming from the election of a GMIB); or for projections of GMWB benefits once the account value has been depleted, the projections may assume one of the following at the actuary’s company’s option:~~

- i. ~~The contract is treated as if surrendered at an amount equal to the statutory reserve that would be required at such time for a fixed payout annuity benefit equivalent to the guaranteed benefit amount (e.g., GMIB or GMWB benefit payments)the payout annuity benefits.~~
- ii. ~~The contract is assumed to stay in force, and the projected periodic payments are paid, and the working reserve is equal to one of the following:~~

- ~~i. The statutory reserve required for the payout annuity, if it is a fixed payout annuity.~~
- ~~ii. If it is a variable payout annuity, the working reserve for a variable payout annuity.~~
- b. If the projected payout annuity is a variable payout annuity containing a floor guarantee (such as a GPAF) under a specified contractual option, only option (ii) under Section 4.E.2.a above shall be used.
- c. Where mortality improvement is used to project future annuitization purchase rates, as discussed in ~~(Section 4.E.1)~~ above, mortality improvement also shall be reflected on a consistent basis in either the determination of the reserve in Section 4.E.2.a.~~(i)~~ above or the projection of the periodic payments in Section 4.E.2.a.ii.

3. Projected Statutory Reserve for Payout Annuity Benefits

~~If the statutory reserve for payout annuity benefits referenced above in Section 4.E.2.a requires a parameter that is not determined in a formulaic fashion such that, in reflecting the projected statutory reserve of a payout annuity benefit in the future, the company must make a reasonable and supportable assumption regarding this parameter.~~

F. Relationship to RBC Requirements

- ~~1. These requirements anticipate that the projections described herein may be used for the determination of RBC for some or all of the contracts falling within the scope of these requirements. There are several differences between these requirements and the RBC requirements, and among them are two major differences. First, the CTE level is different—CTE (70) for these requirements and CTE (90) for the RBC requirements. Second, the projections described in these requirements are performed on a basis that ignores federal income tax. That is, under these requirements, the accumulated deficiencies do not include projected federal income tax and the interest rates used to discount the scenario greatest present value (i.e., the interest rates determined in Section 3.D.4 contain no reduction for federal income tax). Under the RBC requirements, the projections do include projected federal income tax, and the discount interest rates used in the RBC requirement do contain a reduction for federal income tax.~~
- ~~2. To further aid the understanding of these requirements and any instructions relating to the RBC requirement, it is important to note the equivalence in meaning between the following terms, subject to the differences noted above:

 - ~~a. The accumulated deficiency, the amount that is added to the starting asset amount in Section 2.D, is similar to the additional asset requirement referenced in the RBC requirement.~~
 - ~~b. The CTE amount referenced in these requirements is similar to the total asset requirement referenced in the RBC requirement.~~~~

F. Frequency of Projection and Time Horizon

- ~~1. Use of an annual cash-flow frequency (“timestep”) is generally acceptable for benefits/features that are not sensitive to projection frequency. The lack of sensitivity to projection frequency should be validated by testing wherein the company should determine~~

that the use of a more frequent ~~(i.e., shorter)~~ time step does not materially increase reserves. A more frequent time increment ~~should always~~ ~~should~~ be used when the product features are sensitive to projection period frequency.

2. ~~Care must be taken in simulating fee income and expenses when using an annual time step. For example, recognizing fee income at the end of each period after market movements, but prior to persistency decrements, would normally~~ ~~would~~ be an inappropriate assumption. ~~It is also is~~ important that the frequency of the investment return model be linked appropriately to the projection horizon in the liability model. In particular, the horizon should be sufficiently long so as to capture the vast majority of costs (on a present value basis) from the scenarios.

Guidance Note: As a general guide, the forecast horizon should not be less than 20 years.

G. Compliance with ASOPs

When determining ~~the a CTE amount stochastic reserve using projections~~, the analysis shall conform to the ASOPs as promulgated from time to time by the ASB.

Under these requirements, ~~the an~~ actuary ~~must will~~ make various determinations, verifications and certifications. The company shall provide the actuary with the necessary information sufficient to permit the actuary to fulfill the responsibilities set forth in these requirements and responsibilities arising from each applicable ASOP, ~~including ASOP No. 23, Data Quality.~~

~~H. Compliance with Principles~~

~~When determining the CTE amount using projections, any interpretation and application of the requirements of these requirements shall follow the principles discussed in Section 1.B.~~

Section 45: Reinsurance ~~Ceded and Statutory Reporting Issues~~

A. Treatment of Reinsurance Ceded in the Aggregate Reserve

1. Aggregate Reserve ~~Net of Pre- and Prior to Post-~~ Reinsurance Ceded

As noted in Section 23.B, the aggregate reserve is determined ~~net of both pre-reinsurance ceded and post-reinsurance ceded~~. Therefore, it is necessary to determine the components needed to determine the aggregate reserve ~~(i.e., the additional standard scenario projection amount, and either the CTE amount stochastic reserve determined using projections, and/or the CTE reserve amount determined using the Alternative Methodology, as applicable)~~ on ~~both bases a net of reinsurance basis~~. ~~In addition, as noted in Section 2.B, it may be necessary to determine the aggregate reserve determined on a "direct" basis, or prior to reflection of reinsurance ceded. Where this is needed, each of these components shall be determined prior to reinsurance.~~ Sections 45.A.2 through Section 45.A.4 discuss ~~methods adjustments to inputs~~ necessary to determine these components on both a ~~"net of post-reinsurance" ceded and a "prior to pre-reinsurance" ceded~~ basis. Note that due allowance for reasonable approximations may be used where appropriate.

2. ~~CTE Amount Stochastic Reserve Determined Using Projections~~

In order to determine the aggregate reserve ~~net of post-reinsurance ceded~~, accumulated deficiencies, scenario ~~greatest present value reserves~~, and the resulting ~~CTE amount stochastic reserve~~ shall be determined reflecting the effects of reinsurance treaties that meet the statutory requirements that would allow the treaty to be accounted for as

reinsurance within ~~the projections statutory accounting~~. This involves including, where appropriate, all anticipated reinsurance premiums or other costs and all reinsurance recoveries, where both premiums and recoveries are determined by recognizing any limitations in the reinsurance treaties, such as caps on recoveries or floors on premiums.

In order to determine the ~~CTE amount prior to stochastic reserve pre-~~reinsurance ceded, accumulated deficiencies, scenario ~~greatest present values reserves~~, and the resulting ~~CTE amount stochastic reserve~~ shall be determined ignoring the effects of reinsurance ~~ceded~~ within the projections. One acceptable approach involves a projection based on the same starting asset amount as for the aggregate reserve ~~net of post-~~reinsurance ~~ceded~~ and by ignoring, where appropriate, all anticipated reinsurance premiums or other costs and all reinsurance recoveries in the projections.

3. ~~CTE Amount Reserve~~ Determined using the Alternative Methodology

If a company chooses to use the Alternative Methodology, as allowed in Section ~~23~~.E, it is important to note that the methodology produces reserves on a ~~prior to pre-~~reinsurance ceded basis. Therefore, where reinsurance is ceded, the Alternative Methodology must be modified to reflect the reinsurance costs and reinsurance recoveries under the reinsurance treaties in the determination of the aggregate reserve ~~net of post-~~reinsurance ~~ceded~~. In addition, the Alternative Methodology, unadjusted for reinsurance, shall be applied to the contracts falling under the scope of these requirements to determine the aggregate reserve prior to reinsurance.

4. ~~Additional Standard Scenario Amount Projection Amount~~

Where reinsurance is ceded, the ~~additional standard scenario projection~~ amount shall be calculated as described in Section ~~5-6~~ to reflect the reinsurance costs and reinsurance recoveries under the reinsurance treaties. ~~If it is necessary, The additional-~~the ~~scenario projection~~ amount shall ~~also~~ be calculated ~~prior to pre-~~reinsurance ceded using the methods described in Section ~~5-6~~ but ignoring the effects of the reinsurance ceded.

~~B. — Aggregate Reserve to Be Held in the General Account~~

~~The amount of the reserve held in the general account shall not be less than the excess of the aggregate reserve over the sum of the basic reserve, as defined in Section 5.B, attributable to the variable portion of all such contracts.~~

~~C. — Actuarial Certification and Memorandum~~

~~1. — Actuarial Certification~~

~~Actuarial certification of the work done to determine the aggregate reserve shall be required. A qualified actuary (referred to throughout these requirements as “the actuary”) shall certify that the work performed has been done in a way that substantially complies with all applicable ASOPs. The scope of this certification does not include an opinion on the adequacy of the aggregate reserve, the company’s surplus or the company’s future financial condition. The actuary also shall note any material change in the model or assumptions from that used previously and the estimated impact of such changes.~~

~~Section 10 contains more information on the contents of the required actuarial certification.~~

~~Guidance Note: The adequacy of total company reserves, which includes the aggregate reserve, is addressed in the company's actuarial opinion as required by VM-30.~~

~~2. Required Memorandum~~

~~An actuarial memorandum shall be constructed documenting the methodology and assumptions upon which the aggregate reserve is determined. The memorandum also shall include sensitivity tests that the actuary feels appropriate, given the composition of the company's block of business (i.e., identifying the key assumptions that, if changed, produce the largest changes in the aggregate reserve). This memorandum shall have the same confidential status as the actuarial memorandum supporting the actuarial opinion and shall be available to regulators upon request.~~

~~Section 10 contains more information on the contents of the required memorandum.~~

~~Guidance Note: This is consistent with Section 3A(4)(h) of Model #820, which states: "Except as provided in paragraphs (l), (m) and (n), documents, materials or other information in the possession or control of the Department of Insurance that are a memorandum in support of the opinion, and any other material provided by the company to the commissioner in connection with the memorandum, shall be confidential by law and privileged, shall not be subject to [insert open records, freedom of information, sunshine or other appropriate phrase], shall not be subject to subpoena, and shall not be subject to discovery or admissible in evidence in any private civil action. However, the commissioner is authorized to use the documents, materials or other information in the furtherance of any regulatory or legal action brought as a part of the commissioner's official duties."~~

~~3. CTE Amount Determined Using the Alternative Methodology~~

~~Where the Alternative Methodology is used, there is no need to discuss the underlying assumptions and model in the required memorandum. Certification that expense, revenue, fund mapping and product parameters have been properly reflected, however, shall be required.~~

~~Section 10 contains more information on the contents of the required actuarial certification and memorandum.~~

~~4. Material Changes~~

~~If there is a material change in results due to a change in assumptions from the previous year, the memorandum shall include a discussion of such change in assumptions and an estimate of the impact it has on the results.~~

~~Section 5: Standard Scenario Requirements~~

~~Section 6: Requirements for the Additional Standard Projection Amount~~

A. Overview

1. ~~Application to Determine Reserves~~Determining the Additional Standard Projection Amount

- a. ~~The additional standard scenario reserve projection amount shall be the larger of zero and an amount determined in aggregate for each of the all contracts falling under the scope of these requirements, by applying Section 5.C. This includes excluding those contracts to which the Alternative Methodology is applied, by calculating the Prescribed Projections Amount date by one of two methods, the Company-Specific Market Path (CSMP) method or the CTE with Prescribed Assumptions (CTEPA) method. ~~Unfloored CTE70(adjusted) and Unfloored CTE65(adjusted), and then combining them as defined below.~~ The company shall assess the impact of aggregation on the additional standard projection amount.~~

Guidance Note: The following outlines one method that may be used to assess the impact of aggregation. If a company plans to use a different method, they should discuss that method with their domiciliary commissioner.

If a company uses the CSMP method, the benefit of aggregation is determined using the following steps, based on Path A, and using prescribed assumptions and discount rates used to calculate prescribed amount A:

1. Calculate the present value of each contract's accumulated deficiency up through the duration of the aggregate GPVAD. When determining the contract accumulated deficiency: (a) contract starting assets equal CSV; (b) contract level starting assets include both separate account and general account assets, and exclude any hedge assets; (c) discount rate for the PVAD is the NAER; and (d) for a contract that terminates prior to the duration of the GPVAD, there will no longer be liability cash flows, but assets (positive or negative) continue to accumulate.
2. The impact of aggregation is the sum of the absolute value of the negative amounts from step 1 above.

If a company uses the CTEPA method, it should apply steps 1 and 2 above to each model point, using the same scenario used for the cumulative decrement analysis, and using that scenario's NAER as the discount rates for discounting the accumulated deficiency from the time of the GPVAD. For GMWBs and hybrid GMIBs that use the Withdrawal Delay Cohort Method as specified in VM-21 Section 6.C.5, cash flows for each contract or for each model point shall be determined as the aggregate across all of the constituent cohorts of the contract or model point.

The standard scenario reserve for a contract with guaranteed living benefits or guaranteed death benefits is based on a projection of the account value based on specified returns for supporting assets equal to the account value. An initial drop is applied to the supporting assets and account value on the valuation date. Subsequently, account values are projected at specified rates earned by the supporting assets less contract and fund charges. The assumptions for the projection of account values and margins are prescribed in Section 5.C.3. For any contract with guarantees, the standard scenario reserve includes the greatest present value of the benefit payments in excess of account values applied over the present value of revenue produced by the margins.

2. The Standard Scenario Amount

The standard scenario amount is defined in Section 2.C of these requirements as the aggregate of the reserves determined by applying the Standard Scenario Method to each of the contracts falling under the scope of these requirements. Except as provided in Section

~~5.C.2.a, the standard scenario amount equals the sum over all contracts of the standard scenario reserve determined for each contract as of the statement date.~~

~~The Standard Scenario Method requires the standard scenario amount to not be less than the sum over all contracts of the standard scenario reserve determined for the contract as of the statement date as described in Section 5.C, where the discount rate is equal to DR , which is defined as the valuation interest rate specified by Model #820 for annuities valued on an issue year basis, using Plan Type A and a guarantee duration greater than 10 years but not more than 20 years. The presence of guarantees of interest on future premiums and/or cash settlement options is to be determined using the terms of the contracts.~~

~~3. Illustrative Application of the Standard Scenario to a Projection or Model Office~~

~~If the CTE amount is determined based on a projection of an in force prior to the statement date and/or by the use of a model office, which is a grouping of contracts into representative cells, then additional determinations of Section 5.A.2 shall be performed on the prior in force and/or model office. The calculations are for illustrative purposes to assist in validating the reasonableness of the projection and/or the model office.~~

~~The following table identifies the illustrative additional determinations required by this section using the discount rate, DR , as defined in Section 5.A.2. The additional determinations required are based on how the CTE projection or Alternative Methodology is applied. For completeness, the table also includes the determinations required by Section 5.A.2.~~

- ~~b. The additional standard projection amount shall be calculated based on the scenario reserves, as discussed in Section 4.B, with certain prescribed assumptions replacing the company prudent estimate assumptions. As is the case in the projection of a scenario in the calculation of the stochastic reserve, the scenario reserves used to calculate the additional standard projection amount are based on an analysis of asset and liability cash flows produced along certain equity and interest rate scenario paths.~~
 - ~~a. Run A in the table is required for all companies by Section 5.A.2. No additional determinations are required if a company's stochastic or alternative methodology result is calculated on individual contracts as of the statement date.~~
 - ~~b. A company that uses a model office as of the statement date to determine its stochastic or alternative methodology result must provide an additional determination for the model office based on the discount rate DR , run B.~~
 - ~~iii. A company that uses a contract by contract listing of a prior in force to determine its stochastic or alternative methodology with result PS and then projects requirements to the statement date with result S must provide an additional determination for the prior in force based on the discount rate DR , run C.~~
 - ~~d. A company that uses a model office of a prior in force to determine its stochastic or alternative methodology requirements with result PM and then projects requirements to the statement date with result S must provide an additional determination for the prior model office based on the discount rate DR , run D.~~

Requirements for Principle-Based Reserves for Variable Annuities

VM-21

Standard Scenario Run	VM-21 Variations	Validation Measures	
		Model Office Projection	Projection of Prior-In-Force
A. Valuation on the statement date on in-force contracts with discount rate <i>DR</i>	None	None	None
B. Valuation on the statement date on the model office with discount rate <i>DR</i>	If not material to model office validation	A/B compare to 1.00	None
C. Valuation on a prior in-force date on prior in-force contracts with discount rate <i>DR</i>	If not material to projection validation	None	A/C—S/PS compare to 0
D. Valuation on a prior in-force date on a model office with discount rate <i>DR</i>	If not material to model office or projection validation	(A/D—S/PM) compare to 0	

~~Modification of the requirements in Section 5.C when applied to a prior in-force or a model office is permitted if such modification facilitates validating the projection of in-force or the model office. All such modifications should be documented.~~

~~B. Basic and Basic Adjusted Reserve—Application of Actuarial Guideline XXXIII—Determining CARVM Reserves for Annuity Contracts with Elective Benefits (AG-33) in the AP&P Manual~~

- ~~1. The basic reserve for a given contract shall be determined by applying statutory statement valuation requirements applicable immediately prior to adoption of these requirements to the contract ignoring any guaranteed death benefits in excess of account values or guaranteed living benefits applying proceeds in excess of account values.~~
- ~~2. The calculation of the basic reserve shall assume a return on separate account assets based on the year of issue statutory valuation rate less appropriate asset based charges, including charges for any guaranteed death benefits or guaranteed living benefits. It also shall assume a return for any fixed separate account and general account options equal to the rates guaranteed under the contract.~~
- ~~3. The basic reserve shall be no less than the cash surrender value on the valuation date.~~
- ~~4. The basic adjusted reserve shall be that determined based on Section 5.B.1 and Section 5.B.2, except that in Section 5.B.1, free partial withdrawal provisions shall be disregarded when determining surrender charges in applying the statutory statement valuation requirement prior to adoption of these requirements. Section 5.B.3 shall not apply to the basic adjusted reserve.~~

~~C. Standard Scenario Reserve—Application of the Standard Scenario Method~~

~~B. Additional Standard Projection Amount~~

~~1. General~~

~~Where not inconsistent with the guidance given here, the process and methods used to determine the additional standard scenario reserve projection amount under either the Standard Scenario Method—CSMP method or the CTEPA method shall be the same as required in the calculation of the CTE amount stochastic reserve as described in Section 2~~

3.D of these requirements. Any additional assumptions needed to determine the additional standard ~~scenario reserve projection amount~~ shall be explicitly documented.

2. ~~The company shall determine the Prescribed Projections Amount by following either the Company Specific Market Path (CSMP) Method or the CTE with Prescribed Assumptions (CTEPA) Method below. -A company may not change the method used from one valuation to the next without the approval of the domiciliary commissioner.~~

3. Calculation Methodology

a. CSMP Method:

- i. ~~The company shall apply this method to a seriatim in-force.~~
- ii. ~~Calculate the scenario reserve, as defined in VM-01 and discussed further in Section 4.B, for each of the prescribed market paths outlined in Section 6.B.56 using the same method and assumptions as those that the company uses to calculate scenario reserves for the purposes of determining the CTE70 (adjusted),² as outlined in Section 9.C. These scenario reserves shall collectively be referred to as a Company Standard Projection Set.~~
- iii. ~~Recalculate all of the scenario reserves in the Company Standard Projection Set using the same method as that outlined in step (a) above, but substituting the assumptions prescribed by Section 6.C and using the modeled inforce in force prescribed by Section 6.A.2. These recalculated scenario reserves shall collectively be referred to as Prescribed Standard Projection Set.~~
- iv. ~~Identify the market path from the Company Standard Projection Set such that the scenario reserve is closest to the CTE70 (adjusted), designated as Path A. -This scenario reserve shall be referred to as Company Amount A.~~
- v. Identify the following four market paths:
 - ~~Two paths with the same starting interest rate as Path A, but equity shocks +/- 5% from that of Path A, and;~~
 - ~~Two paths with the same equity fund returns as Path A, but the next higher and next lower interest rate shocks, pursuant to ???.~~

From the four paths, identify the Path B whose reserve value is:

 - If Company Amount A is lower than CTE70 (adjusted), the smallest reserve value that is greater than CTE70 (adjusted);
 - If Company Amount A is greater than CTE70 (adjusted), the greatest reserve value that is less than CTE70 (adjusted).

² Throughout this Section 6, references to CTE70 (adjusted) shall also mean the Stochastic Reserve for a company that does not have a CDHS as discussed in Section 4.A.4.a.

If none of the four paths satisfy the stated condition, discard the identified Path A, and redo steps (iii) and (iv) using the next closest scenario to CTE70 (adjusted) to be the new Path A in step (iii).

The path identified shall be designated as Path B, and the scenario reserve shall be referred to as Company Amount B.:

~~iv.~~ Identify-Recalculate the scenario reserves in the Prescribed Standard Projection Set that are derived from for Path A and Path B using the same method as outlined in step (ii) above, but substituting the assumptions prescribed in Section 6.C and using the modeled in force prescribed by Section 6.B.2. These scenario reserves in the Prescribed Standard Projection Set shall be referred to as Prescribed Amount A and Prescribed Amount B, respectively.:

~~vi.~~ Calculate the Prescribed Projections Amount as:

Prescribed Projections Amount

= Prescribed Amount A + (CTE70 (adjusted) – Company Amount A)

$$\times \left(\frac{\text{Prescribed Amount B} - \text{Prescribed Amount A}}{\text{Company Amount B} - \text{Company Amount A}} \right)$$

b. CTEPA Method:

~~i.~~ If the company used a model office to calculate the CTE Amount, then the company may continue to use the same model office, or one that is no less granular than the model office that was used to determine the CTE Amount, provided that the company shall maintain consistency in the grouping method used from one valuation to the next.

~~ii.~~ Calculate the Prescribed Projections Amount as the CTE70 (adjusted) using the same method as that outlined in Section 9.C (which is the same as the stochastic reserves following Section 4.A.4.a for a company that does not have a CDHS) but substituting the assumptions prescribed by Section 6.C. The calculation of this Prescribed Projections Amount also requires that the scenario reserve for any given scenario be equal to or in excess of the cash surrender value in aggregate on the valuation date for the group of contracts modeled in the projection.

~~c.~~ Once the Prescribed Projections Amount is determined by one of the two methodologies above, then the company shall ~~reduce~~ the Prescribed Projections Amount by the ~~Company's~~ CTE70 (adjusted). The difference shall be referred to as the Unbuffered Additional Standard Projection Amount.:

~~ed.~~ Reduce the Unbuffered Additional Standard Projection Amount by an amount equal to the difference between (i) and (ii), where (i) and (ii) are calculated in the following manner:

~~i.~~ Calculate the Unfloored CTE70 (adjusted), using the same procedure as CTE70 (adjusted) but without requiring that the scenario reserve for any scenario be no less than the cash surrender value in aggregate on the valuation date.

- ii. Calculate the Unfloored CTE65 (adjusted), which is calculated in the same way as Unfloored CTE70 (adjusted) but averaging the 35%-percent (instead of 30%-percent) largest values.

~~2. Results for the Standard Scenario Method~~

- e. The additional standard projection amount shall subsequently be the larger of the quantity calculated in Section 6.B.23.d and zero.

~~34. Modeled Reinsurance~~

Cash flows associated with reinsurance shall be projected in the same manner as that used in the calculation of the stochastic reserve as described in Section 3.

~~45. Modeled Hedges~~

Cash flows associated with hedging shall be projected in the same manner as that used in the calculation of the CTE70 (adjusted) as discussed in Section 9.C or Section 4.A.4.a for a company without a CDHS.

~~56. Market Paths for CSMP Method~~

If the company elects the CSMP method described in Section 6.B.23.a, the ~~A~~additional ~~S~~standard ~~P~~projection ~~A~~amount shall be determined from the scenario reserves calculated for the prescribed market paths defined below. Each prescribed market path shall be defined by an initial equity fund stress and an initial interest rate stress, after which equity fund returns steadily recover and interest rates revert to the same long-term mean.

All combinations of prescribed equity fund return scenarios and interest rate scenarios shall be considered prescribed Standard Projection market paths. Accordingly, each company shall calculate scenario reserves for a minimum of 40 market paths.

~~a. Equity Fund Returns~~

Eight equity fund return market paths shall be used. These market paths differ only in the prescribed gross return in the first projection year.

The eight prescribed gross returns for equity funds in the first projection year shall be negative 25% to positive 10%, at 5% intervals. These gross returns shall be projected to occur linearly over the full projection year. After the first projection year, all prescribed equity fund return market paths shall assume total gross returns of ~~3.0%~~ per annum.

If the eight prescribed equity fund market paths are insufficient for a company to calculate the ~~A~~additional ~~S~~standard ~~P~~projection ~~A~~amount via steps (i) ~~to~~through (vii) outlined in Section 6.B.23.a, then the company shall include additional equity fund market paths that increase or decrease the prescribed gross returns in the first projection year by 5% increments at a time.

~~b. Interest Rates~~

Five interest rate market paths shall be used.

The five prescribed interest rate market paths shall differ in the starting ~~U.S.~~ Treasury ~~Department~~ rates used to generate the mean interest rate path.

Specifically, the following five sets of starting U.S. Treasury Department rates shall be used:

- i. The actual U.S. Treasury Department rates as of the valuation date.
- ii. The actual U.S. Treasury Department rates as of the valuation date, reduced at each point on the term structure by 25% of the difference between the U.S. Treasury Department rate as of the valuation date and 0.01%.
- iii. The actual U.S. Treasury Department rates as of the valuation date, reduced at each point on the term structure by 50% of the difference between the U.S. Treasury Department rate as of the valuation date and 0.01%.
- iv. The actual U.S. Treasury Department rates as of the valuation date, reduced at each point on the term structure by 75% of the difference between the U.S. Treasury Department rate as of the valuation date and 0.01%.
- v. The actual U.S. Treasury Department rates as of the valuation date, increased at each point on the term structure by 25% of the difference between the U.S. Treasury Department rate as of the valuation date and 0.01%.

For each of these five sets of starting U.S. Treasury Department rates, the prescribed interest rate market path is defined as the interest rate path generated by the prescribed interest rate scenario generator (described in Section 8.B) when the applicable set of starting rates is the initial yield curve for the generator and all random variables in the generator are set to zero across all time periods. The starting U.S. Treasury Department rates should not change any prescribed parameters in the generator, including the mean reversion parameter. After creating each vector of rates, the time 0 (valuation date) values should be set back to actual U.S. Treasury Department rates as of the valuation date so that the model will validate to current market values.

If the five prescribed interest rate market paths are insufficient for a company to calculate the Additional Standard Projection Amount via steps (i) through (v) outlined in Section 6.B.23.a, then the company shall include additional interest rate market paths that increase or decrease the prescribed starting U.S. Treasury Department rates at each point on the term structure by increments equal to 25% of the difference between the U.S. Treasury Department rate as of the valuation date and 0.01%. The lowest interest rate to be used in this analysis is 0.01%.

For projecting swap rates along the prescribed interest rate market paths, companies shall assume that the swap-to-Treasury spread term structure in effect as of the valuation date persists throughout each market path. The lowest swap rate to be used in this analysis is 0.01%.

c. Indices and Returns That Are Not Scenario-Specific

The following market indicators and fund returns are constructed in a consistent manner across all prescribed market paths:

For each contract, the standard scenario reserve is the reserve based on a or b where:

- a. For contracts without any guaranteed benefits, where not subsequently disapproved by the domiciliary commissioner, the standard scenario reserve is the basic reserve described in Section 5.B.1, Section 5.B.2 and Section 5.B.3.
- b. For all other contracts, the standard scenario reserve is equal to the greater of cash surrender value on the valuation date and the quantity $i + ii - iii$, where:
 - i. Is the basic adjusted reserve calculated for the contract, as described in Section 5.B.4.
 - ii. Is the greater of zero and the greatest present value at the discount rate measured as of the end of each projection year of the negative of the accumulated net revenue described below using the assumptions described in Section 5.C.3. The accumulated net revenue at the end of a projection year is equal to $(a) + (b) - (c)$, where:
 - a) Is the accumulated net revenue at the end of the prior projection year accumulated at the discount rate to the end of the current projection year. The accumulated net revenue at the beginning of the projection (i.e., time 0) is zero.
 - b) Are the margins generated during the projection year on account values accumulated at the discount rate to the end of the projection year (the factors and assumptions to be used in calculating the margins and account values are in Section 5.C.3).
 - c) Are the contract benefits in excess of account values applied, individual reinsurance premiums and individual reinsurance benefits payable or receivable during the projection year accumulated at the discount rate to the end of the projection year. Individual reinsurance is defined in Section 5.C.3.b.
 - iii. Is the contract's allocation of the value of hedges and aggregate reinsurance as described in Section 5.C.4. Aggregate reinsurance is defined in Section 5.C.3.b.

No reinsurance shall be considered in the standard scenario amount if such reinsurance does not meet the statutory requirements that would allow the treaty to be accounted for as reinsurance. The actuary shall determine the projected reinsurance premiums and benefits reflecting all treaty limitations and assuming any options in the treaty to the other party are exercised to decrease the value of reinsurance to the reporting company (e.g., options to increase premiums or terminate coverage). The positive value of any reinsurance treaty that is not guaranteed to the insurer or its successor shall be excluded from the value of reinsurance. The insurance commissioner may require the exclusion of a reinsurance treaty or any portion of a reinsurance treaty if the terms of the reinsurance treaty or the portion required to be excluded serves solely to reduce the calculated

~~standard scenario reserve without also reducing risk on scenarios similar to those used to determine the CTE reserve. Any reinsurance reflected in the standard scenario reserve shall be appropriate to the business and not merely constructed to exploit “foreknowledge” of the components of the Standard Scenario Method.~~

~~3. Assumptions for Use in Section 5.C.2.b.ii. for Accumulated Net Revenue and Account Values~~

~~a. Account value return assumptions~~

~~The bases for return assumptions on assets supporting the account value are shown in Table I. The “initial” returns shall be applied to the account value supported by each asset class on the valuation date as immediate drops, resulting in the account value at time 0. The “Year 1,” “Years 2–5” and “Year 6+” returns for the equity, bond and balanced classes are gross annual effective rates of return and are used (along with other decrements and/or increases) to produce the account value as of the end of each projection interval. For purposes of this section, money market funds supporting account value shall be considered part of the bond class.~~

Table I

	Initial	Year 1	Years 2–5	Year 6+
Equity Class	-13.5%	0%	4.0%	5.50%
Bond Class	0%	0%	4.85%	4.85%
Balanced Class	-8.1%	0%	4.34%	5.24%
Fixed Separate Accounts and General Account (Net)	0%	Fixed Fund Rate	Fixed Fund Rate	Fixed Fund Rate

Table 6.1: Returns and Indicators

<u>Returns & indicators</u>	<u>All projection years</u>
<u>Bond fund returns</u>	<p>Equal to the <u>five5-year trailing average of the five5-year U.S. Treasury Department rate, plus an earned spread of 100 bps per annum.</u></p> <p><u>In the first projection year, additionally-adjust the projected return by an amount equal to 20% of the prescribed gross equity fund return—with the same directionality, reflected in a linear fashion over the full projection year.</u></p>
<u>Money market fund returns</u>	<u>Follow the three-month U.S.-Treasury Department rate projected in the prescribed scenario.</u>
<u>Balanced fund returns</u>	<u>Reflect the equity and bond allocations as of the valuation date and any expected asset rebalancing in the projection consistent with fund operations.</u>
<u>General account reinvestment rate</u>	<u>Consistent with the manner in which general account assets—including starting assets, reinvestment assets, and additional invested assets as defined in Section 4.B.3—are reflected via the method outlined in Section 4.D.4 and Section 4.D.5, including the requirement in Section 4.D.5.a for fixed income assets.</u>
<u>Fixed account returns</u>	<p><u>At the option of the company, either (i) follow the company's documented crediting practices; or (ii) equal to the larger of the contract's minimum guaranteed crediting rate and the general account earned rate less 200 bps.</u></p> <p><u>For reinsurers that do not have visibility into the ceding company's general account earned rate, the company shall project the ceding company's general account earned rate as the five5-year trailing average of the five5-year U.S.-Treasury Department rate, plus an earned spread of 100 bps per annum.</u></p>
<u>Implied and realized volatility</u>	<u>Follow the forward volatilities implied by the implied volatility term structure in effect as of the valuation date.</u>
<u>Foreign exchange rates</u>	<u>Follow the exchange rates implied by spot exchange rates as of the valuation date and the relevant interest rate term structures.</u>

The fixed fund rate is the greater of the minimum rate guaranteed in the contract and 4% but not greater than the current rates being credited to fixed funds on the valuation date.

C. Prescribed Assumptions

1. Assignment of Guaranteed Benefit Type

a. Assumptions shall be set for each contract in accordance with the contract's guaranteed benefit type, where a number of common benefit

types ~~is~~ specifically defined in VM-01 (e.g., GMDB, GMIB, GMWB, etc.). ~~In addition, a simple 403(b) VA contract shall be defined as a variable annuity contract that:~~

- i. ~~is issued within a 403(b) retirement savings plan, and~~
- ii. ~~Does not greater have a VAGLB, and,~~

~~does not have a GMDB with guaranteed benefit basis growth.~~

- b. ~~Certain VAGLB products have features that can be described by multiple types of guaranteed benefits. If the VAGLB can be described by more than the current rates being credited to fixed funds on the one of the definitions in VM-01 for the purpose of determining the additional standard projection amount, the company shall select the guaranteed benefit type that it deems best applicable and shall be consistent in its selection from one valuation date to the next. For instance, if a VAGLB has both lifetime GMWB and non-lifetime GMWB features and the company determines that the lifetime GMWB is the most prominent component,; assumptions for all contracts with such a VAGLB shall be set as if the VAGLB were only a lifetime GMWB and did not contain any of the non-lifetime GMWB features if such assumptions produce a higher Additional Standard Projection Amount. If the reverse is true company determines that the non-lifetime GMWB is the most prominent component,; assumptions for all contracts with such a VAGLB shall be set as if the VAGLB were only a non-lifetime GMWBs and did not contain any of the lifetime GMWB features.~~

~~Account values shall be projected using the appropriate gross rates from Table I for equity, bond and balanced classes applied to the supporting assets less all fund and contract charges according to the provisions of the funds and contract and applying the fixed funds rate from Table I as if it were the resulting net rate after deduction for fund or contract charges.~~

~~The annual margins on account value are defined as follows:~~

- c. ~~If a contract cannot be classified into any categories within a given assumption, the company shall determine the defined benefit type with the most similar benefits and risk profile as the company's benefit and utilize the assumption prescribed for this benefit.~~

2. Maintenance Expenses

~~Maintenance expense assumptions shall be determined as the sum of (a) plus (b) if the company is responsible for the administration or (c) if the company is not responsible for the administration of the contract:~~

- a. ~~Each contract for which the company is responsible for administration incurs an annual expense equal to \$100 in the first projection year, increased by an assumed annual inflation rate of 2.0% for subsequent~~

projection years.

- b. Seven~~7~~ basis points of the projected account value for each year in the projection.
- c. Each contract for which the company is not responsible for administration (e.g., if the contract were assumed by the company in a reinsurance transaction in which only the risks associated with a guaranteed benefit rider were transferred) incurs an annual expense equal to \$35 in the first projection year, increased by an assumed annual inflation rate of 2.0% for subsequent projection years.

Guidance Note: -The framework adopted by the Variable Annuities Issues (E) Working Group includes the review and possible ~~updateing~~ of these assumptions every three~~3~~ to five~~5~~ years.

3. Guarantee Actuarial Present Value

The Guarantee Actuarial Present Value (~~the~~GAPV~~2~~) is used in the determination of the Withdrawal Delay Cohort Method (Section 6.C.5), full surrender rates (Section 6.C.6), annuitization rates (Section 6.C.7), and other voluntary contract terminations (Section 6.C.11). ~~The~~ GAPV represents the actuarial present value of the lump sum or income payments associated with a guaranteed benefit. For the purpose of calculating the GAPV, such payments shall include the portion that is paid out of the contract holder's Account Value.

The GAPV shall be calculated in the following manner:

- a. If a guaranteed benefit is exercisable immediately, then the GAPV shall be determined assuming immediate or continued exercise of that benefit unless otherwise specified in a subsequent subsection of Section 6.C.3.
- b. If a guaranteed benefit is not exercisable immediately (e.g., because of minimum age or contract year requirements), then the GAPV shall be determined assuming exercise of the guaranteed benefit at the earliest possible time unless otherwise specified in a subsequent subsection of Section 6.C.3.
- c. Determination of the GAPV of a guaranteed benefit that is exercisable or payable at a future projection interval shall take account of any guaranteed growth in the basis for the guarantee (e.g., where the basis grows according to an index or an interest rate), as well as survival to the date of exercise using the mortality table specified in Section 6.C.3.h.
- d. Once a GMWB is exercised, the contract holder shall be assumed to withdraw in each subsequent contract year an amount equal to 100% of the GMWB's guaranteed maximum annual withdrawal amount in that contract year.
- e. If account value growth is required to determine projected benefits or product features, then the account value growth shall be assumed to be 0% net of all fees chargeable to the account value.

- f. If a market index is required to determine projected benefits or product features, then the required index shall be assumed to remain constant at its value during the projection interval.
- g. The GAPV for a GMDB that terminates at a certain age or in a certain contract year shall be calculated as if the GMDB does not terminate. Benefit features such as guaranteed growth in the GMDB benefit basis may be calculated so that no additional benefit basis growth occurs after the GMDB termination age or date defined in the contract.
- h. The mortality assumption used shall follow the 2012 IAM Basic Mortality Table, improved to December 31, 2017, using Projection Scale G2 but not applying any additional mortality improvement in the projection.

Guidance Note: -Projecting mortality to a specific date rather than the valuation date in the above step is a practical expedient to streamline calculations. -This date should be considered an experience assumption to be periodically reviewed and updated as the Life Actuarial (A) Task Force reviews and updates the assumptions used in the Standard Projection.

- i. The discount rate used shall be the 10-year U.S. Treasury Department bond rate on the valuation date unless otherwise specified in a subsequent subsection of Section 6.C.3.
- j. For hybrid GMIBs, two types of GAPVs shall be calculated: the Annuitization GAPV and the Withdrawal GAPV. The Annuitization GAPV is determined as if the hybrid GMIB were a traditional GMIB such that the only benefit payments used in the GAPV calculation are from annuitization. The Withdrawal GAPV is determined as if the hybrid GMIB were a lifetime GMWB with the same guaranteed benefit growth features and, at each contract holder age, a guaranteed maximum withdrawal amount equal to the partial withdrawal amount below which partial withdrawals reduce the benefit by the same dollar amount as the partial withdrawal amount and above which partial withdrawals reduce the benefit by the same proportion that the withdrawal reduces the account value.

4. Partial Withdrawals

Partial withdrawals required contractually or previously elected (e.g., a contract operating under an automatic withdrawal provision, or that has voluntarily enrolled in an automatic withdrawal program, on the valuation date) are to be deducted from the Account Value in each projection interval consistent with the projection frequency used, as described in Section 6.D, and according to the terms of the contract. However, if a GMWB or hybrid GMIB contract's automatic withdrawals results in partial withdrawal amounts in excess of the GMWB's guaranteed maximum annual withdrawal amount or the maximum amount above which withdrawals reduce the GMIB basis by the same dollar amount as the withdrawal amount (the "dollar-for-dollar maximum withdrawal amount"), such automatic withdrawals shall be revised such that they equal the GMWB's guaranteed maximum annual withdrawal amount or the GMIB's dollar-for-dollar maximum withdrawal amount.

For any contract not on an automatic withdrawal provision as described in the preceding paragraph, depending on the guaranteed benefit type, other partial

withdrawals shall be projected as follows but shall not exceed the free partial withdrawal amount above which surrender charges are incurred:

- a. For simple 403(b) VA contracts, the partial withdrawal amount each year shall equal the following percentages, based on the contract holder's attained age:

Table 6.2: Partial Withdrawals, 403(b)

Attained Age	Percent of account value
59 and under	0.5%
60 – 69	2.0%
70 – 74	3.0%
75 and over	4.0%

- ab. For contracts that do not have VAGLBs but that have GMDBs that offer guaranteed growth—(i.e., benefit growth that does not depend on the performance of the Account Value—) in the benefit basis, the partial withdrawal amount each year shall equal ~~2.0%~~ of the Account Value.
- bc. For contracts that do not have VAGLBs but that have GMDBs that do not offer guaranteed growth in the benefit basis, the partial withdrawal amount each year shall equal 3.5% of the Account Value.
- ed. For contracts with (1) traditional GMIBs that do not offer guaranteed growth in the benefit basis; or (2) GMABs, the partial withdrawal amount each year shall equal to 2.0% of the Account Value.
- de. For contracts with traditional GMIBs that offer guaranteed growth in the benefit basis, the partial withdrawal amount each year shall equal 1.5% of the Account Value.
- ef. For contracts with GMWBs and Account Values of zero, the partial withdrawal amount shall be the guaranteed maximum annual withdrawal amount.
- fg. For contracts with Lifetime GMWBs or hybrid GMIBs that, in the contract year immediately preceding that during the valuation date, withdrew a non-zero amount not in excess of the GMWB's guaranteed annual withdrawal amount or the GMIB's dollar-for-dollar maximum withdrawal amount, the partial withdrawal amount shall be 90% of the guaranteed annual withdrawal amount or the GMIB's dollar-for-dollar maximum withdrawal amount each year until the contract Account Value reaches zero.
- gh. For other contracts with Lifetime GMWBs or hybrid GMIBs, no partial withdrawals shall be projected until the projection interval (the "initial withdrawal period") determined using the "withdrawal delay cohort method" as described in Section 6.C.5. During the initial withdrawal period and thereafter, the partial withdrawal amount shall be 90% of the GMWB's guaranteed annual withdrawal amount or the GMIB's dollar-for-dollar maximum withdrawal amount each year until the contract Account Value reaches zero.

- hi. For contracts with Non-lifetime GMWBs that, in the contract year immediately preceding that during the valuation date, withdrew a non-zero amount not in excess of the GMWB’s guaranteed annual withdrawal amount, the partial withdrawal amount shall be 70% of the GMWB’s guaranteed annual withdrawal amount each year until the contract Account Value reaches zero.
- ij. For other contracts with Non-lifetime GMWBs, no partial withdrawals shall be projected until the projection interval (the “initial withdrawal period”) determined using the “withdrawal delay cohort method” as described in Section 6.C.5. During the initial withdrawal period and thereafter, the partial withdrawal amount shall be 70% of the guaranteed annual withdrawal amount each year until the contract Account Value reaches zero.
- jk. There may be instances where the company has certain data limitations, (e.g., with respect to policies that are not enrolled in an automatic withdrawal program but have exercised a non-excess withdrawal in the contract year immediately preceding the valuation date [Section 6.C.4.g and Section 6.C.4.i|h]). -The company may employ an appropriate proxy method if it does not result in a material understatement of the reserve.

k. For simple 403(b) VA contracts, the partial withdrawal amount each year shall equal the following percentages, based on the contract holder’s attained age:

Attained Age	During Surrender Charge Period Percent of account value	
Death Benefit Only Contracts 59 and under	0.5%	
All Guaranteed Living Benefits OTM	5%	10%
		ITM < 10% 10% ≤ ITM < 20% 20% ≤ ITM
Any Guaranteed Minimum Accumulation Benefit ITM 60 – 69	2.0%	
Any Other Guaranteed Living Benefits ITM 70 – 74	3.0%	
75 and over	4.0%	

- i. During the surrender charge amortization period, as determined following the step outlined in Section 5.C.5:
 - a) 0.20% of account value; plus
 - b) Any net revenue sharing income, as defined in Section 3.A.5, that is contractually guaranteed to the insurer and its liquidator, receiver and statutory successor; plus
 - c) For all of the guaranteed living benefits of a given contract combine, the greater of:

~~i) 0.20% of account value; and~~

~~ii) Explicit and optional contract charges for guaranteed living benefits; plus~~

~~**Guidance Note:** This excludes any guaranteed living benefit that is added to the contract simply for the purpose of increasing the revenue allowed under this section.~~

~~d) For all guaranteed death benefits of a given contract combined, the greater of:~~

~~i) 0.20% of account value; and~~

~~ii) Explicit and optional contract charges for guaranteed death benefits.~~

~~**Guidance Note:** This excludes any guaranteed death benefit that is added to the contract simply for the purpose of increasing the revenue allowed under this section.~~

~~ii. After the surrender charge amortization period:~~

~~The amount determined in (i) above, plus 50% of the excess, if any, of all contract charges (excluding net revenue sharing income) over the sum of i.(a), i.(c) and i.(d) above.~~

~~However, on fixed funds after the surrender charge period, a margin of up to the amount in (i) above plus 0.4% may be used.~~

~~b. Reinsurance credit~~

~~Individual reinsurance is defined as reinsurance where the total premiums for and benefits of the reinsurance can be determined by applying the terms of the reinsurance to each contract covered without reference to the premiums or benefits of any other contract covered and summing the results over all contracts covered. Reinsurance that is not individual is aggregate.~~

~~Individual reinsurance premiums projected to be payable on ceded risk and receivable on assumed risk shall be included in the projected net revenue. Similarly, individual reinsurance benefits projected to be receivable on ceded risk and payable on assumed risk shall be included in the projected net revenue. No aggregate reinsurance shall be included in projected net revenue.~~

~~e. Lapses, partial withdrawals and in the moneyness~~

~~Partial withdrawals elected as guaranteed living benefits (see Section 5.C.3.g) or required contractually (e.g., a contract operating under an automatic withdrawal provision on the valuation date) are to be deducted from the account value in each projection interval consistent with the projection frequency used, as described in Section 5.C.3.f, and according to the terms of the contract. No other partial withdrawals, including free partial withdrawals, are to be deducted from account value. All lapse rates should be applied as full contract surrenders.~~

~~For purposes of determining the dynamic lapse assumptions shown in Table II below, a guaranteed living benefit is in the money (ITM) for any projection interval if the account value at the beginning of the projection interval is less than the current value of the guaranteed living benefit (as defined below) also at the beginning of that projection interval.~~

~~The current value of the guaranteed living benefit at the beginning of any projection interval is either the amount of the current lump sum payment (if exercisable) or the present value of future lump sum or income payments. More specific guidance is provided below. For the purpose of determining the present value, the discount rate shall be equal to *DR* as defined in Section 5.A.2. If future living benefit payments are life contingent (i.e., either the right of future exercise or the right to future income benefits expires with the death of the annuitant or the owner), then the company shall determine the present value of such payments using the mortality table specified in Section 5.C.3.e.~~

~~If a guaranteed living benefit is exercisable (withdrawal can start or, in the case of a guaranteed minimum withdrawal benefit [GMWB], has begun) at the beginning of the projection interval, then the current value of the guaranteed living benefit shall be determined assuming immediate or continued exercise of that benefit.~~

~~If a guaranteed living benefit is not exercisable (e.g., due to minimum age or duration requirements) at the beginning of that projection interval, then the current value of the guaranteed living benefit shall be determined assuming exercise of the guaranteed living benefit at the earliest possible future projection interval. If the right to exercise the guaranteed living benefit is contingent on the survival of the annuitant or the owner, then the current value of the guaranteed living benefit shall assume survival to the date of exercise using the mortality table specified in Section 5.C.3.e.~~

~~mDetermination of the current value of a guaranteed living benefit that is exercisable or payable at a future projection interval shall take account of any guaranteed growth in the basis for the guarantee (e.g., where the basis grows according to an index or an interest rate).~~

~~For a GMWB, the current value shall be determined assuming the earliest penalty free withdrawal of guaranteed benefits after withdrawals begin and by applying the constraints of any applicable maximum or minimum withdrawal provisions. If the GMWB is currently exercisable and the right to future GMWB payments is contingent upon the survival of the annuitant or owner, then the current value shall assume survival using the mortality table specified in Section 5.C.3.e. After a GMWB that has payments that are contingent upon the survival of the annuitant or owner has commenced, then the current value shall assume survival using the Annuity 2000 Mortality Table.~~

~~For an unexercised GMIB, the current value shall be determined assuming the option with a reserve closest to the reserve for a 10-year certain and life option. The reserve values and the value of the GMIB on the assumed date of exercise shall be determined using the discount rate *DR* specified in Section 5.A.2, and for life-contingent payments, the Annuity 2000 Mortality Table. The current value of an unexercised GMIB, however, shall be set equal to the account value if the contract holder can receive higher income payments on the assumed date of exercise by electing the same option under the normal settlement option provisions of the contract.~~

~~For the purpose of applying the lapse assumptions specified in Table II below or contract holder elections rates specified in Section 5.C.3.g, the contract shall be considered “out of the money” (OTM) for a projection interval if the current value of the guaranteed living benefit at the beginning of the projection interval is less than or equal to the account value at the beginning of the same projection interval. If the current value of the guaranteed living benefit at the beginning of the projection interval is greater than the~~

account value also at the beginning of the projection interval, the contract shall be considered ITM, and the percent ITM shall equal:

$$100 * ((\text{current value of the guaranteed living benefit} / \text{account value}) - 1)$$

If a contract has multiple living benefit guarantees, then the guarantee having the largest current value shall be used to determine the percent in the money.

Table II—Lapse Assumptions

Department 1—one; two (1)

	During Surrender	After Surrender Charge Period		
		ITM < 10%	10% ≤ ITM < 20%	20% ≤ ITM
Death Benefit Only Contracts	5%	10%		
All Guaranteed Living	5%	10%		
Any Guaranteed Minimum	2%	2%	0%	0%
Any Other Guaranteed Living	3%	7%	5%	2%

5. Withdrawal Delay Cohort Method

To model the initial withdrawal for certain GMWBs and hybrid GMIBs as discussed in Section 6.C.4.g.f., the actuary shall adopt a modeling approach whereby a contract is split into several copies (referred to as “cohorts”), each of which is subsequently modeled as a separate contract with a different initial withdrawal period. The contract Account Value, bases for guaranteed benefits, and other applicable characteristics shall be allocated across the cohorts based on different weights that are determined using the method discussed below in this section.

For example, assume that the method discussed below results in the creation of two cohorts: the first, weighted 70%, has an initial withdrawal period of two years after the valuation date; and the second, weighted 30%, has an initial withdrawal period of ten years after the valuation date. The contract shall therefore be split into two copies; the first copy shall have Account Value and guaranteed benefit bases equal to 70% of those of the original contract, and the second copy shall have Account Value and guaranteed benefit bases equal to 30% of those of the original contract. The first copy shall be projected to begin withdrawing in two years, while the second shall be projected to begin withdrawing in 10 years. The cash flows from both copies shall thereafter be aggregated to yield the final cash flows of the overall contract.

The following steps shall be used to construct the cohorts and determine the weights attributed to each cohort. These steps shall be conducted for each issue age for each GMWB and hybrid GMIB product that the company possesses in the modeled in force.

- a. Calculate the GMWB GAPV or the Withdrawal GAPV (for hybrid GMIBs) for each potential age of initiating withdrawals (“initial

withdrawal age”) until the end of the projection period or the contract holder reaches age 120 if sooner. In each of these GAPV calculations:

- i. The calculation shall ignore the instructions of Section 6.C.3.d and instead assume that the contract holder takes no partial withdrawals until the initial withdrawal age.
 - ii. The calculation shall ignore the instructions of Section 6.C.3.i and instead use a discount rate assuming a 10-year U.S. Treasury Department bond rate of 3.0%.
 - iii. The GAPV for each initial withdrawal age shall be expressed in present value terms taking into account survival from issue to the initial withdrawal age, as well as time value of money during that period. For instance, if the issue age is 55, then the GAPV for an initial withdrawal age of 60 shall take into account survival of the annuitant or owner to age 60 using the mortality table specified in Section 6.C.3.h as well as the time value of money from age 55 to age 60.
- b. Raise each of the GAPV to the second power and multiply all of the resultant GAPV² values corresponding to initial withdrawal ages below 60 by 50%.
 - c. For tax qualified GMWB contracts, scale each of the adjusted GAPV² values by a single multiplier such that the sum of the scaled GAPV² values equals 0.95.
 - d. For non-qualified GMWB contracts, scale each of the adjusted GAPV² values by a single multiplier such that the sum of the scaled GAPV² values equals 0.80.
 - e. For tax-qualified hybrid GMIB contracts, scale each of the adjusted GAPV² values by a single multiplier such that the sum of the scaled GAPV² values equals 0.85.
 - f. For non-qualified hybrid GMIB contracts, scale each of the adjusted GAPV² values by a single multiplier such that the sum of the scaled GAPV² values equals 0.60.
 - g. For contracts that offer guaranteed growth in the benefit basis or one-time bonuses to the benefit basis, add the following to the adjusted and scaled GAPV² values corresponding to the initial withdrawal age that occurs immediately after the termination of the guaranteed growth or the one-time bonus. If there is more than one such initial withdrawal age, the addition shall be made to the initial withdrawal age with the higher GAPV.

$$0.35 \times \left\{ \begin{array}{l} 0.95 - \sum_{i=Issue\ Age}^{Initial\ WD\ Age} GAPV_{Adjusted,Scaled}^2, \text{ if contract is a tax - qualified GMWB} \\ 0.80 - \sum_{i=Issue\ Age}^{Initial\ WD\ Age} GAPV_{Adjusted,Scaled}^2, \text{ if contract is a non - qualified GMWB} \\ 0.85 - \sum_{i=Issue\ Age}^{Initial\ WD\ Age} GAPV_{Adjusted,Scaled}^2, \text{ if contract is a tax - qualified hybrid GMIB} \\ 0.60 - \sum_{i=Issue\ Age}^{Initial\ WD\ Age} GAPV_{Adjusted,Scaled}^2, \text{ if contract is a non - qualified hybrid GMIB} \end{array} \right.$$

h. Scale the adjusted and scaled GAPV² values at all future initial withdrawal ages—(i.e., all ages greater than the initial withdrawal age that occurs immediately after the termination of the guaranteed growth or the one-time bonus with the greatest GAPV, as identified in the preceding step—) such that the sum of the revised GAPV² values equals 0.95 for tax-qualified GMWB contracts, 0.80 for non-qualified GMWB contracts, 0.85 for tax-qualified hybrid GMIB contracts, and 0.60 for non-qualified hybrid GMIB contracts.

i. For tax-qualified contracts, add the following to the revised GAPV² corresponding to an initial withdrawal age of 71.

$$0.50 \times \left\{ \begin{array}{l} 0.95 - \sum_{i=Issue\ Age}^{Initial\ WD\ Age} GAPV_{Adjusted,Scaled}^2, \text{ if contract is a tax - qualified GMWB} \\ 0.85 - \sum_{i=Issue\ Age}^{Initial\ WD\ Age} GAPV_{Adjusted,Scaled}^2, \text{ if contract is a tax - qualified hybrid GMIB} \end{array} \right.$$

j. Scale the revised GAPV² values at all future initial withdrawal ages—(i.e., all ages greater than 71, as identified in the preceding step—) such that the sum of the revised GAPV² values equals 0.95 for tax-qualified GMWB contracts and 0.85 for tax-qualified hybrid GMIB contracts again.

k. For ease of calculation, the company may discard certain withdrawal ages and use others as representative. For example, for odd-numbered issue ages, discard the initial withdrawal ages that are odd-numbered; and for even-numbered issue ages, discard initial withdrawal ages that are even-numbered. One cohort shall subsequently be constructed for each of the remaining initial withdrawal ages.

Guidance Note: The instructions in Section 6.C.5 are meant to improve computational tractability for companies that have large in-force portfolios; accordingly, companies may also elect not to discard any initial withdrawal ages in constructing the withdrawal cohorts. Additionally, if necessary to avoid unmanageable computational intensity, companies may discard more initial withdrawal ages in constructing withdrawal cohorts, or assign only a small number of withdrawal cohorts to each contract via random sampling.

- l. The weight assigned to each of the cohorts constructed in Section 6.C.5 shall equal the revised GAPV² value of the corresponding initial withdrawal age less the revised GAPV² value of the initial withdrawal age in the preceding cohort; (i.e., two years smaller for the example given in Section 6.C.5.k).
- m. Construct a final cohort that is modeled not to take a partial withdrawal in the contract lifetime. This final cohort (“never withdraw cohort”) shall be assigned a weight of 0.05 for tax-qualified GMWB contracts and 0.20 for non-qualified GMWB contracts, 0.15 for tax-qualified hybrid GMIB contracts, and 0.40 for non-qualified hybrid GMIB contracts.
- n. The cohorts and their associated weights as determined in Section 6.C.5.a through Section 6.C.5.k are for a contract with attained age equal to its issue age. Because the discount rate used in this determination is fixed, these calculations only need to be performed once for a given set of contracts with a certain issue age, guaranteed benefit product, and tax status.
- o. For a contract with a contract holder attained age exceeding its issue age and that must still follow the Withdrawal Delay Cohort Method, cohorts with initial withdrawal ages less than the attained age on the valuation date shall be discarded. The remaining cohorts shall be scaled such that the sum of their re-scaled weights equals 1. For example, for a sample contract with issue age 58 and attained age 64 on the valuation date, the cohorts with initial withdrawal ages less than 64 should be discarded, and the weights of all remaining cohorts shall be re-scaled by dividing by the difference between 1 and the weight of the original cohort with initial withdrawal age of 64.

6. Full Surrenders:

The full surrender rate for all contracts shall be calculated based on the Standard Table for Full Surrenders as detailed below in Table 46.3, except for simple 403(b) VA contracts. The Standard Table for Full Surrender prescribes different full surrender rates depending on the contract year and the in-the-moneyness (“ITM”) of the contract’s guaranteed benefit.

The ITM of a contract’s guaranteed benefit shall be calculated based on the ratio of the guaranteed benefit’s GAPV to the contract’s account value. Depending on the guaranteed benefit type, the ratio shall be adjusted via the following calculations:

- a. For GMDBs, the ITM shall be calculated as 75% of the ratio between the GMDB GAPV and the contract account value.
- b. For GMABs, the ITM shall be calculated as 150% of the ratio between the GMAB GAPV and the contract account value.
- c. For traditional GMIBs and all GMWBs, the ITM shall be calculated as 100% of the ratio between the GMIB or GMWB GAPV, calculated as described in Section 6.C.3, and the contract account value.

- d. For hybrid GMIBs, the ITM shall be calculated as 100% of the ratio between:
- i. ~~The larger of its Annuitization GAPV and its Withdrawal GAPV, calculated as described in Section 6.C.3 and Section 6.C.5, and~~
 - ii. ~~The contract account value.~~

Table 6.34 – Standard Table for Full Surrenders

ITM	In surrender charge period, or in policy years 1–3 for contracts without surrender charges	First year after the surrender charge period	Subsequent years, or in policy years 4four4 and onwards for contracts without surrender charges
Under 50%	4.00%	25.00%	15.00%
50–75%	3.00%	18.00%	10.00%
75–100%	2.5%	12.00%	7.00%
100–125%	2.5%	8.00%	4.5%
125–150%	2.5%	6.00%	3.00%
150–175%	2.5%	5.00%	2.5%
175–200%	2.5%	4.5%	2.00%
Over 200%	2.5%	4.00%	2.00%

~~For contracts that have both a VAGLB and a GMDB, the full surrender rate projected shall be the lower of the full surrender rate obtained from the Standard Table for Full Surrender using the GMDB's ITM and that using the VAGLB's ITM.~~

~~For GMAB contracts, the full surrender rate of the remaining contract shall be modeled in accordance with that prescribed for any remaining benefits in the contract, except that for a contract with no other living benefits, the projected full surrender rate shall be 50% in the contract year immediately following the maturity of the guaranteed benefit.~~

~~For GMWB or hybrid GMIB contracts, for all contract years in which a withdrawal is projected, the full surrender rate obtained from the Standard Table for Full Surrender shall be multiplied by 60%.~~

~~For contracts with no minimum guaranteed benefits, ITM is 0%; and the row in the table for ITM < 50% would apply.~~

~~Notwithstanding all of the instructions above, the full surrender rate for a GMWB contract shall be 0% if the account value is zero.~~

- e. ~~For simple 403(b) VA contracts, the full surrender rate projected shall be the lower of:~~

- i. ~~h~~The full surrender rate obtained from the Standard Table for Full Surrender based on the ITM of the contract's GMDB, and
- ii. ~~t~~The applicable full surrender rate from the following table:

Table 6.4: Full Surrender Incidence Rates, 403(b)

Attained Age	Full Surrender for simple 403(b) VA contracts		
	In surrender charge period	First policy year after the surrender charge period	Subsequent policy years, or contracts without a surrender charge period
59 and under	2.0%	4.0%	4.0%
60 – 69	4.0%	11.0%	8.0%
70 – 74	4.0%	11.0%	8.0%
75 and over	2.0%	5.0%	5.0%

7. Annuitizations

- a. The annuitization rate for contracts that do not have a GMIB shall be 0% at all projection intervals. For GMIB contracts, the annuitization rate shall be synonymous with the benefit exercise rate. As such, the annuitization rate is 0% in projection intervals during which the GMIB is not exercisable.
- b. The annual annuitization rate for a traditional GMIB contract that is immediately exercisable in the projection interval and that has an account value greater than zero, shall follow the Standard Table for Traditional GMIB Annuitization as detailed below in Table ~~H~~6.5. The Standard Table for Annuitization prescribes different annuitization rates depending on whether the contract is in the first contract year in which the GMIB is exercisable or in a subsequent contract year.

Table 6.5: Standard Table for Traditional GMIB Annuitization

Annuitization GAPV	First year of exercisability	Subsequent years
0–100% of Account Value	0.0%	0.0%
100–125% of Account Value	5.0%	2.5%
125–150% of Account Value	10.0%	5.0%
150–175% of Account Value	15.0%	7.5%
175–200% of Account Value	20.0%	10.0%
200%+ of Account Value	25.0%	12.5%

- c. The annual annuitization rate for a hybrid GMIB contract that is immediately exercisable in the projection interval and that has an Account Value greater than zero shall be determined via the following steps:

- i. If the GMIB's Withdrawal GAPV exceeds its Annuitization GAPV, the GMIB's Annuitization GAPV exceeds the contract's account value, and the contract is not in the last three years in which the GMIB is exercisable, then the annual annuitization rate shall be 0.25%.
- ii. If the GMIB's Annuitization GAPV exceeds or equals its Withdrawal GAPV, and the contract is not in the last three years in which the GMIB is exercisable, then the annual annuitization rate shall follow the Standard Table A for Hybrid GMIB Annuitization as detailed below in Table ~~4~~6.6.
- iii. If the contract is in the last three years in which the GMIB is exercisable, then the annual annuitization rate shall follow the Standard Table B for Hybrid GMIB Annuitization as detailed below in Table ~~4~~6.7.
- iv. Otherwise, the annual annuitization rate shall be zero.

Table 6.6:- Standard Table A for Hybrid GMIB Annuitization

<u>Annuitization GAPV</u>	<u>Annual annuitization rate</u>
<u>0–100% of Account Value</u>	<u>0.0%</u>
<u>100–125% of Account Value</u>	<u>0.5%</u>
<u>125–150% of Account Value</u>	<u>1.0%</u>
<u>150–175% of Account Value</u>	<u>1.5%</u>
<u>175–200% of Account Value</u>	<u>2.0%</u>
<u>200%+ of Account Value</u>	<u>2.5%</u>

Table 6.7: Standard Table B for Hybrid GMIB Annuitization

<u>Annuitization GAPV</u>	<u>Annual annuitization rate</u>
<u>0–100% of Account Value</u>	<u>0.0%</u>
<u>100–125% of Account Value</u>	<u>5.0%</u>
<u>125–150% of Account Value</u>	<u>10.0%</u>
<u>150–175% of Account Value</u>	<u>15.0%</u>
<u>175–200% of Account Value</u>	<u>20.0%</u>
<u>200–225% of Account Value</u>	<u>25.0%</u>
<u>225–250% of Account Value</u>	<u>30.0%</u>
<u>250%+ of Account Value</u>	<u>35.0%</u>

- d. If during any projection interval, the GAPV of another guarantee on the contract—(e.g., a GMDB)—exceeds the Annuitization GAPV, the annual annuitization rate in that projection interval shall be further adjusted to equal 50% of the annual annuitization rate determined via the calculations detailed above, but not to exceed 12.5%. For these calculations, the Annuitization GAPV and Withdrawal GAPV shall follow the definition described in Section 6.C.3.
- e. The annuitization rate for all GMIB contracts shall be 100% immediately after the Account Value reaches zero. As discussed in Section 6.C.10, contractual

~~features that terminate the GMIB upon account value depletion shall be voided such that the account value depletion event does not terminate the GMIB.~~

~~d8.~~ Account ~~t~~Transfers and ~~f~~Future ~~d~~Deposits

- ~~a.~~ No transfers between funds shall be assumed in the projection ~~used to determine the greatest present value amount required under Section 5.C.2.b.ii~~ unless required by the contract (e.g., transfers from a dollar cost averaging fund or contractual rights given to the insurer to implement a contractually specified portfolio insurance management strategy or a contract operating under an automatic re-balancing option). When transfers must be modeled, to the extent not inconsistent with contract language, the allocation of transfers to funds must be in proportion to the contract's current allocation to funds.

~~Margins generated during a projection interval on funds supporting account value are transferred to the accumulation of net revenue and are subsequently accumulated at the DR. Assets for each class supporting account values are to be reduced in proportion to the amount held in each asset classes at the time of transfer of margins or any portion of account value applied to the payment of benefits.~~

- ~~b.~~ Except for simple 403(b) VA contracts, ~~N~~o future deposits to account value shall be assumed unless required by the terms of the contract to prevent contract or guaranteed benefit lapse, in which case they must be modeled. When future deposits must be modeled, to the extent not inconsistent with contract language, the allocation of the deposit to funds must be in proportion to the contract's current allocation to such funds.

~~e.~~ Mortality

~~Mortality at 70% of the 1994 Variable Annuity MGDB Mortality Tables (1994 MGDB tables) through age 85 increasing by 1% each year to 100% of the 1994 MGDB tables at age 115 shall be assumed in the projection used to determine the greatest present value amount required under Section 5.C.2.b.ii.~~

~~f.~~ Projection frequency

~~The projection used to determine the greatest present value amount required under Section 5.C.2.b.ii shall be calculated using an annual or more frequent time step, such as quarterly. For time steps more frequent than annual, assets supporting account values at the start of a year may be retained in such funds until year end (i.e., margin earned during the year will earn the fund rates instead of the DR until year end) or removed after each time step. However, the same approach shall be applied for all years. Similarly, projected benefits, lapses, elections and other contract holder activity can be assumed to occur annually or at the end of each time step, but the approach shall be consistent for all years.~~

~~g.~~ Contract holder election rates

~~Contract holder election rates for exercisable ITM guaranteed living benefits other than GMWBs shall be 5% per annum in every projection interval where the living benefit is less than 10% ITM, 15% per annum in every projection interval where the living benefit is 10% or more ITM and less~~

Requirements for Principle-Based Reserves for Variable Annuities

VM-21

~~than 20% ITM, and 25% per annum in every projection interval where the living benefit is 20% or more ITM. In addition, the election rate for an exercisable ITM guaranteed living benefit shall be 100% at the last model duration to elect such benefit. This 100% election rate shall be used when a guaranteed minimum accumulation benefit is at the earliest date that the benefit is exercisable and ITM. However, the contract holder election rate for any exercisable ITM guaranteed living benefit shall be zero if exercise would cause the extinction of a guaranteed living benefit having a larger current value. For this purpose, GMDBs are not benefits subject to election.~~

~~For guaranteed minimum withdrawal benefits, a partial withdrawal, if allowed by contract provisions, equal to the applicable percentage in Table III applied to the contract's maximum allowable partial withdrawal shall be assumed. However, if the contract's minimum allowable partial withdrawal exceeds the partial withdrawal from applying the rate in Table III to the contract's maximum allowable partial withdrawal, then the contract's minimum allowable partial withdrawal shall be assumed.~~

~~Table III—Guaranteed Withdrawal Assumptions~~

	Attained Age Less Than 50	Attained Age 50 to 59	Attained Age 60 or Greater
Withdrawals do not reduce other elective guarantees that are in the money	50%	75%	100%
Withdrawals reduce elective guarantees that are in the money	25%	50%	75%

~~c. For simple 403(b) VA contracts, total deposits to account value in any projected future policy year shall be modeled as a percentage of the total deposits from the immediately preceding policy year. The percentage shall be determined based on the following table:~~

~~Table 6.48: Deposit Rates, 403(b)~~

Attained Age	Percent of prior year's deposits
54 and under	90%
55 through 69	80%
70 and over	0%

~~h. Indices~~

~~If an interest index is required to determine projected benefits or reinsurance obligations, the index must assume interest rates have not changed since the last reported rates before the valuation date. If an equity index is required, the index shall be consistent with the last reported index before the valuation date, the initial~~

~~drop in equity returns and the subsequent equity returns in the standard scenario projection. The sources of information and how they are used to determine the indexes shall be documented and, to the extent possible, consistent from year to year.~~

~~4. Assumptions for use in Section 5.C.2.b.iii.~~

~~a. The value of aggregate reinsurance~~

~~The value of aggregate reinsurance shall be calculated separately from the accumulated net revenue. The value of aggregate reinsurance is the discounted value, using the statutory valuation rate described in the following paragraph, of the excess of (a) the projected benefit payments from the reinsurance; over (b) the projected gross reinsurance premiums, where (a) and (b) are determined under the assumptions described in Section 5.C.3 for all applicable contracts in aggregate.~~

~~In order for the value of the aggregate reinsurance to be consistent with the underlying standard scenario reserve, the discount rate shall be a weighted average of the valuation rates (DR) of the contracts that are supported by the aggregate reinsurance treaty. The weights used to determine this discount rate shall be reasonably related to the risks that are being covered by the aggregate reinsurance (e.g., account value or values of guaranteed benefits) and shall be applied consistently from year to year. If an appropriate method to determine this discount rate does not exist, the value of the aggregate reinsurance shall be determined using the statutory valuation rate in effect on the valuation date for annuities valued on an issue year basis using Plan Type A and a guarantee duration greater than 10 years but not more than 20 years, determined assuming there are cash settlement options but no interest guarantees on future premiums.~~

~~b. The value of approved hedges~~

~~The value of approved hedges shall be calculated separately from the accumulated net revenue. The value of approved hedges is the difference between: a) the discounted value at the one year constant maturity treasury (CMT) as of the valuation date of the pre-tax cash flows from the approved hedges; less b) their statement values on the valuation date.~~

Guidance Note: For purposes of this section, the term "CMT" refers to the nominal yields on actively traded non-inflation indexed issues adjusted to constant maturities, as released daily by the Federal Reserve Board (FRB). As of this writing, the current and historical one year rates may be found at www.federalreserve.gov/releases/h15/data/Business_day/H15_TCMNOM_Y1.txt, and the current and historical five year rates may be found at www.federalreserve.gov/releases/h15/data/Business_day/H15_TCMNOM_Y5.txt.

~~To be an approved hedge for purposes of the standard scenario reserve, a derivative or other investment has to be an actual asset held by the company on the valuation date; be used as a hedge supporting the contracts falling under the scope of these requirements; and comply with any statutes, laws or regulations (including applicable documentation requirements) of the domiciliary state or jurisdiction related to the use of derivative instruments.~~

~~The domiciliary commissioner may require the exclusion of any portion of the value of approved hedges upon a finding that the company's documentation, controls, measurement, execution of strategy or historical results are not adequate~~

~~to support a future expectation of risk reduction commensurate with the value of approved hedges.~~

~~The cash flow projection for approved hedges that expire in less than one year from the valuation date should be based on holding the hedges to their expiration. For hedges with an expiration of one year or more, the value of hedges should be based on liquidation of the hedges one year from the valuation date. Where applicable, the liquidation value of hedges shall be consistent with the assumed returns in the standard scenario from the start of the projection to the date of liquidation, Black-Scholes pricing, a risk-free rate equal to the five-year CMT as of the valuation date and the annual volatility implicit as of the valuation date in the statement value of the hedges when the statement value of hedges are valued with Black-Scholes pricing and a risk-free rate equal to the five-year CMT as of the valuation date.~~

Guidance Note: Conceptually, the item being hedged, the contract guarantees and the approved hedges are accounted for at the average present value of the worst 30% of all scenarios, the tail scenarios for a CTE (70) measure. However, the statement value of approved hedges is at market. Therefore, the standard scenario value of approved hedges is a proxy of the adjustment needed to move approved hedges from a market value to a tail value.

~~There is no credit in the standard scenario for dynamic hedging beyond the credit that results from hedges actually held on the valuation date.~~

~~e. Allocation of the value of hedges and the value of aggregate reinsurance~~

~~The value of approved hedges and aggregate reinsurance shall be allocated to the contracts which are supported by the applicable aggregate reinsurance agreements and approved hedges. A contract's allocation shall be the lesser of the amount in Section 5.C.2.b.ii for the contract and the product of (i) and (ii) where:~~

~~(i). Is the sum of the value of the applicable approved hedges plus the value of the applicable aggregate reinsurance for all contracts supported by the same hedges and/or the aggregate reinsurance agreement;~~

~~and~~

~~(ii). Is the ratio of the amount in Section 5.C.2.b.ii for the contract to the sum of the amount in Section 5.C.2.b.ii for all contracts supported by the same hedges and/or the aggregate reinsurance agreement.~~

~~iv. Retention of components~~

~~For the seriatim standard scenario reserve on the statement date under Section 5.A.2, the actuary should have available to the insurance commissioner the following values for each contract:~~

~~i. The standard scenario reserve prior to adjustment under Section 5.C.4.e.~~

~~ii. The standard scenario reserve net of the adjustment in Section 5.C.4.e.~~

~~5. Determination of the Surrender Charge Amortization Period to Be Used in Section 5.C.3.a.i and Section 5.C.3.a.ii.~~

~~The purpose of the surrender charge amortization period is to help determine how much of the surrender charge is amortized in the basic adjusted reserve portion of the standard scenario amount and how much needs to be amortized in the accumulated net revenue portion. Once determined, the surrender charge amortization period determines the duration over which the lower level of margins, as described in Section 5.C.3.a.i, is used. After that duration, the higher level of margins, as described in Section 5.C.3.a.ii, is used.~~

~~A separate surrender charge amortization period is determined for each contract and is based on amounts determined in the calculation of the basic adjusted reserve for that contract. A key component of the calculation is the amount of the surrender charge that is not amortized in the basic adjusted reserve calculation for that contract. This is represented by the difference between the account value and the cash surrender value projected within the basic adjusted reserve calculation for the contract.~~

~~The surrender charge amortization period for a given contract is determined by following the steps:~~

- ~~a. Measure the duration of the greatest present value used in the basic adjusted reserve.~~

~~The basic adjusted reserve is determined for a contract by taking the greatest present value of a stream of projected benefits. The benefit stream that determines the greatest present value typically includes an “ultimate” event (e.g., 100% surrender, 100% annuitization or maturity). The “BAR duration” is the length of time between the valuation date and the projected “ultimate” event.~~

- ~~b. Determine the amount of the surrender charge not amortized in the basic adjusted reserve.~~

~~The surrender charge not amortized in the basic adjusted reserve is the difference between the projected account value and the projected cash surrender value at the BAR duration (i.e., at the time of that projected “ultimate” event). This value for a given contract shall not be less than zero.~~

- ~~c. Determine the surrender charge amortization period before rounding.~~

~~This equals [i times ii] plus iii, where:~~

- ~~i. Equals the ratio of the amount determined in step 2 to the account value on the valuation date.~~

~~ii. Equals 100.~~

~~iii. Equals the BAR duration determined in step 1.~~

- ~~d. Determine the surrender charge amortization period for the contract.~~

~~This is the amount determined in step c, rounded to the nearest number that represents a projection duration, taking into account the projection frequency described in Section 5.C.3.f. For example, if step c produces a value of 2.15 and the projection frequency is quarterly, then the surrender charge amortization period for the contract is 2.25.~~

69. Mortality

Requirements for Principle-Based Reserves for Variable Annuities

VM-21

The mortality rate for a contract holder with age x in year (2012 + n) shall be calculated using the following formula, where q_x denotes mortality from the 2012 IAM Basic Mortality Table multiplied by the appropriate factor (F_x) from Table 6.9 and $G2_x$ denotes mortality improvement from Projection Scale G2:

$$q_x^{2012+n} = q_x^{2012}(1 - G2_x)^n * F_x$$

Table 6.9

Attained Age (x)	F_x for VA with GLB	F_x for All Other
<=65	80.0%	100.0%
66	81.5%	102.0%
67	83.0%	104.0%
68	84.5%	106.0%
69	86.0%	108.0%
70	87.5%	110.0%
71	89.0%	112.0%
72	90.5%	114.0%
73	92.0%	116.0%
74	93.5%	118.0%
75	95.0%	120.0%
76	96.5%	119.0%
77	98.0%	118.0%
78	99.5%	117.0%
79	101.0%	116.0%
80	102.5%	115.0%
81	104.0%	114.0%
82	105.5%	113.0%
83	107.0%	112.0%
84	108.5%	111.0%
85	110.0%	110.0%
86	110.0%	110.0%
87	110.0%	110.0%
88	110.0%	110.0%
89	110.0%	110.0%
90	110.0%	110.0%
91	110.0%	110.0%
92	110.0%	110.0%
93	110.0%	110.0%
94	110.0%	110.0%
95	110.0%	110.0%
96	109.0%	109.0%
97	108.0%	108.0%
98	107.0%	107.0%
99	106.0%	106.0%

<u>100</u>	<u>105.0%</u>	<u>105.0%</u>
<u>101</u>	<u>104.0%</u>	<u>104.0%</u>
<u>102</u>	<u>103.0%</u>	<u>103.0%</u>
<u>103</u>	<u>102.0%</u>	<u>102.0%</u>
<u>104</u>	<u>101.0%</u>	<u>101.0%</u>
<u>>=105</u>	<u>100.0%</u>	<u>100.0%</u>

10. Account Value Depletions

The following assumptions shall be used when a contract's Account Value reaches zero:

- a. If the contract has a GMWB, the contract shall take partial withdrawals that are equal in amount each year to the guaranteed maximum annual withdrawal amount.
- b. If the contract has a GMIB, the contract shall annuitize immediately. If the GMIB contractually terminates upon account value depletion, such termination provision is assumed to be voided in order to approximate the contract holder's election ~~ing~~ to annuitize immediately before the depletion of the account value.
- c. If the contract has any other guaranteed benefits, including a GMDB, the contract shall remain in-force. If the guaranteed benefits contractually terminate upon account value depletion, such termination provisions are assumed to be voided in order to approximate the contract holder's retaining adequate Account Value to maintain the guaranteed benefits in-force. At the option of the company, fees associated with the contract and guaranteed benefits may continue to be charged and modeled as collected even if the account value has reached zero. While the contract must remain in-force, benefit features may still be terminated according to contractual terms other than account value depletion provisions.

11. Other Voluntary Contract Terminations:

For contracts that have other elective provisions that allow a contract holder to terminate the contract voluntarily, the termination rate shall be calculated based on the Standard Table for Full Surrenders as detailed above in Table 46.3 with the following adjustments:

- a. If the contract holder is not yet eligible to terminate the contract under the elective provisions, the termination rate shall be zero.
- b. After the contract holder becomes eligible to terminate the contract under the elective provisions, the termination rate shall be determined using the "Subsequent years" column of Table 46.3.
- c. In using Table 46.3, the ITM of a contract's guaranteed benefit shall be calculated based on the ratio of the guaranteed benefit's GAPV to the termination value of the contract. The termination value of the contract shall be calculated as the GAPV of the payment stream that the contract

holder is entitled to receive upon termination of the contract; if the contract holder has multiple options for the payment stream, the termination value shall be the highest GAPV of these options.

- d. For GMWB or hybrid GMIB contracts, for all contract years in which a withdrawal is projected, the termination rate obtained from Table 6.3 shall be additionally multiplied by 60%.

For calculating the ITM of a hybrid GMIB, the guaranteed benefit's GAPV shall be the larger of the Annuitization GAPV or the Withdrawal GAPV.

Section 67: Alternative Methodology

A. General Methodology

1. General Methodology Description

a. For variable deferred annuity contracts that either contain no guaranteed benefits or only GMDBs, including "earnings enhanced death benefits," (i.e., no VAGLBs), the ~~CTE amount reserve~~ may be determined by using the method outlined below rather than by using the approach described in Section 23.C and Section 3.D (i.e., based on projections), provided the approach described in Section 23.D has not been used in prior valuations or else approval has been obtained from the domiciliary commissioner.

b. The ~~CTE amount reserve~~ determined using the Alternative Methodology for a group of contracts with GMDBs shall be determined as the sum of amounts obtained by applying factors to each contract in force as of a valuation date and adding this to the contract's cash surrender value. ~~The resulting CTE amount shall not be less than the cash surrender value in aggregate for the group of contracts to which the Alternative Methodology is applied.~~

Guidance Note: c. The amount that is added to an individual contract's cash surrender value may be negative, zero or positive, thus resulting in a reserve for a given contract that could be less than, equal to or greater than the cash surrender value. ~~The resulting reserve in aggregate shall not be less than the greater of the cash surrender value or the reserve determined by applying Actuarial Guideline XXXIII—Determining CARVM Reserves for Annuity Contracts with Elective Benefits (AG 33) in VM-C, each in aggregate for the group of contracts to which the Alternative Methodology is applied.~~

d. The ~~CTE amount reserve~~ determined using the Alternative Methodology for a group of contracts that contain no guaranteed benefits shall be determined using an application of ~~AG 33 Guideline XXXIII in VM-CAG 33~~, as described below.

Guidance Note: The term "contracts that contain no guaranteed benefits" means that there are no guaranteed benefits at any time during the life of the contract (past, present or future).

e. For purposes of performing the Alternative Methodology, materially similar contracts within the group may be combined together into subgroups to facilitate application of the factors. Specifically, all contracts comprising a "subgroup" must display substantially similar characteristics for those attributes expected to affect reserves (e.g., definition of guaranteed benefits, attained age, contract duration,

years-to-maturity, market-to-guaranteed value, asset mix, etc.). Grouping shall be the responsibility of the actuary but may not be done in a manner that intentionally understates the resulting reserve.

f. The Alternative Methodology, as described in this section, produces a pre-reinsurance-ceded reserve. The post-reinsurance-ceded reserve is discussed in Section 5.3.

g. Instructions and factors for the Alternative Method can be found on the website of the American Academy of Actuaries at: <http://www.actuary.org/content/c3-phase-ii-rbc-and-reserves-project>

2. Definitions of Terms Used in This Section

- a. Annualized Account Charge Differential: This term is the charge as percentage account value (revenue for the company) minus the expense as percentage of account value.
- b. Asset Exposure: Asset exposure refers to the greatest possible loss to the insurance company from the value of assets underlying general or separate account contracts falling to zero.
- c. Benchmark: Benchmarks have similar risk characteristics to the entity (e.g., asset class, index or fund) to be modeled.
- d. Deterministic Calculations: In a deterministic calculation, a given event (e.g., asset returns going up by 7% and then down by 5%) is assumed to occur with certainty. In a stochastic calculation, events are assigned probabilities.
- e. Foreign Securities: These are securities issued by entities outside the U.S.
- f. Grouped Fund Holdings: Grouped fund holdings relate to guarantees that apply across multiple deposits or for an entire contract instead of on a deposit-by-deposit basis.
- g. Guaranteed Value: The guaranteed value is the benefit base or a substitute for the account value (if greater than the account value) in the calculation of living benefits or death benefits. The methodology for setting the guaranteed value is defined in the variable annuity contract.
- h. High-Yield Bonds: High-yield bonds are below investment grade, with NAIC ratings (if assigned) of 3, 4, 5 or 6. Compared to investment grade bonds, these bonds have higher risk of loss due to credit events. Funds predominately containing securities that are not NAIC rated as 1 or 2 (or similar agency ratings) are considered to be high-yield.
- i. Investment Grade Fixed Income Securities: Securities with NAIC ratings of 1 or 2 are investment grade. Funds containing securities predominately with NAIC ratings of 1 or 2 or with similar agency ratings are considered to be investment grade.
- j. Liquid Securities: These securities can be sold and converted into cash at a price close to its true value in a short period of time.

- k. Margin Offset: Margin offset is the portion of charges plus any revenue-sharing allowed under Section 34.A.5 available to fund claims and amortization of the unamortized surrender charges allowance.
- l. Multi-Point Linear Interpolation: This methodology is documented in mathematical literature and calculates factors based on multiple attributes categorized with discrete values where the attributes' actual values may be between the discrete values.
- m. Model Office: A model office converts many contracts with similar features into one contract with specific features for modeling purposes.
- ~~n. Prepackaged Scenarios: Prepackaged scenarios are the year-by-year asset returns that may be used (but are not mandated) in projections related to the alternative methodology. These scenarios are available on the Academy website.~~
- ~~o.~~ Quota-Share Reinsurance: In this type of reinsurance treaty, the same proportion is ceded on all cessions. The reinsurer assumes a set percentage of risk for the same percentage of the premium, minus an allowance for the ceding company's expenses.
- ~~p.~~ Resets: A reset benefit results in a future minimum guaranteed benefit being set equal to the contract's account value at previous set date(s) after contract inception.
- ~~q.~~ Risk Mitigation Strategy: A risk mitigation strategy is a device to reduce the probability and/or impact of a risk below an acceptable threshold.
- ~~r.~~ Risk Profile: Risk profile in these requirements relates to the prescribed asset class categorized by the volatility of returns associated with that class.
- ~~s.~~ Risk Transfer Arrangements: A risk transfer arrangement shifts risk exposures (e.g., the responsibility to pay at least a portion of future contingent claims) away from the original insurer.
- ~~t.~~ Roll-Up: A roll-up benefit results in the guaranteed value associated with a minimum contractual guarantee increasing at a contractually defined interest rate.
- ~~u.~~ Volatility: Volatility refers to the annualized standard deviation of asset returns.
3. Contract-by-Contract Application for Contracts That Contain No Guaranteed Living or Death Benefits

The Alternative Methodology reserve for each contract that contains no guaranteed living or death benefits shall be determined by applying ~~AG 33~~ [AG 33 Guideline XXXIII](#) in [VM-C](#). The application shall assume a return on separate account assets equal to the ~~year of issue~~ valuation interest rate ~~for a non-variable annuity with similar features issued during the first calendar quarter of the same calendar year~~ less appropriate ~~asset-asset~~-based charges. It also shall assume a return for any fixed separate account and general account options equal to the rates guaranteed under the contract.

~~The reserve for such contracts shall be no less than the cash surrender value on the valuation date, as defined in Section 1.E.2.~~

4. Contract-by-Contract Application for Contracts That Contain GMDBs Only

For each contract, factors are used to determine a dollar amount, equal to $R \times (CA + FE) + GC$ (as described below), that is to be added to that contract's cash surrender value as of the valuation date. The dollar amount to be added for any given contract may be negative, zero or positive. The factors that are applied to each contract shall reflect the following attributes as of the valuation date.

- a. The contractual features of the variable annuity product.
- b. The actual issue age, period since issue, attained age, years-to-maturity and gender applicable to the contract.
- c. The account value and composition by type of underlying variable or fixed fund.
- d. Any surrender charges.
- e. The GMDB and the type of adjustment made to the GMDB for partial withdrawals (e.g., proportional or dollar-for-dollar adjustment).
- f. Expenses to be incurred and revenues to be received by the company as estimated on a prudent estimate basis ~~as described in Section 1.E.2.i~~ and complying with the requirements for revenue sharing as described in Section 34.A.5.

5. Factor Components

Factors shall be applied to determine each of the following components.

~~Guidance Note: Material to assist in the calculation of the components is available on the Academy website at www.actuary.org/life/phase2.asp.~~

CA = Provision for amortization of the unamortized surrender charges calculated by the insurer based on each contract's surrender charge schedule, using prescribed assumptions, except that lapse rates shall be based on the insurer's prudent estimate, but with no provision for federal income taxes or mortality.

FE = Provision for fixed dollar expenses less fixed dollar revenue calculated using prescribed assumptions, the contract's actual expense charges, the insurer's anticipated actual expenses and lapse rates, both estimated on a prudent estimate basis, and with no provision for federal income taxes or mortality.

GC = Provision for the costs of providing the GMDB less net available spread-based charges determined by the formula $F \times GV - G \times AV \times R$, where GV and AV are as defined in Section 67.C.1.

R = A scaling factor that is a linear function of the ratio of the margin offset to total account charges (W) and takes the form $R(\beta_1, \beta_2) = \beta_1 + \beta_2 \times W$. The intercept and slope factors for this linear function may vary according to:

- Product type.
- Pro-rata or dollar-for-dollar reductions in guaranteed value following partial withdrawals.
- Fund class.

- Attained age.
- Contract duration.
- Asset-based charges.
- 90% of the ratio of account value to guaranteed value, determined in the aggregate for all contracts sharing the same product characteristics.

Tables of factors for F , G , β_1 and β_2 values reflecting a 65% confidence interval and ignoring federal income tax are available from the NAIC. In calculating $R(\beta_1, \beta_2)$ directly from the linear function provided above, the margin ratio W must be constrained to values greater than or equal to 0.2 and less than or equal to 0.6.

Interpolated values of F , G and R (calculated using the linear function described above) for all contracts having the same product characteristics and asset class shall be derived from the pre-calculated values using multi-point linear interpolation over the following four contract-level attributes:

- a. Attained age.
- b. Contract duration.
- c. Ratio of account value to GMDB.
- d. The total of all asset-based charges, including any fund management fees or allowances based on the underlying variable annuity funds received by the insurer.

The gross asset-based charges for a product shall equal the sum of all contractual asset-based charges plus fund management fees or allowances based on the underlying variable annuity funds received by the insurer determined by ~~complying with the requirements for on a~~ prudent estimate ~~basis described in Section 1.E.2.i~~ and revenue sharing described in Section 34.A.5. Net asset-based charges equal gross asset-based charges less any company expenses assumed to be incurred expressed as a percentage of account value. All expenses that would be assumed if ~~the CTE amount a stochastic reserve was were~~ being computed as described in Section 34.A.1 should be reflected either in the calculation of the net ~~asset-asset~~-based charges or in the expenses reflected in the calculation of the amount FE .

No adjustment is made for federal income taxes in any of the components listed above.

For purposes of determining the ~~CTE amount~~reserve using the Alternative Methodology, any interpretation and application of the requirements of these requirements shall follow the principles discussed in Section 1.B.

B. Calculation of CA and FE

1. General Description

Components CA and FE shall be calculated for each contract, thus reflecting the actual account value and GMDB, as of the valuation date, which is unique to each contract.

Components *CA* and *FE* are defined by deterministic “single-scenario” calculations that account for asset growth, interest and inflation at prescribed rates. Mortality is ignored for these two components. Lapse rates shall be determined on a prudent estimate basis ~~as described in Section 1.E.2.i~~. Lapse rates shall be adjusted by the formula shown below (the dynamic lapse multiplier), which bases the relationship of the GMDB (denoted as *GV* in the formula) to the account value (denoted as *AV* in the formula) on the valuation date. Thus, projected lapse rates are smaller when the GMDB is greater than the account value and larger when the GMDB is less than the account value.

$$\lambda = \text{MIN} \left[U, \text{MAX} \left[L, 1 - M \times \left(\frac{GV}{AV} - D \right) \right] \right], \text{ where } U=1, L=0.5, M=1.25, \text{ and } D=1.1.$$

Present values shall be computed over the period from the valuation date to contract maturity at a discount rate of 5.75%.

Projected fund performance underlying the account values is as shown in the table below. Unlike the *GC* component, which requires the entire account value to be mapped, using the fund categorization rules set forth in Section 67.D, to a single “equivalent” asset class (as described in Section 67.D.3), the *CA* and *FE* calculation separately projects each variable subaccount (as mapped to the eight prescribed categories shown in Section 67.D using the net asset returns shown in the following table). If surrender charges are based wholly on deposits or premiums as opposed to account value, use of this table may not be necessary.

Table 7.1: Guaranteed Rates by Asset Class

Asset Class/Fund	Net Annualized Return
Fixed Account	Guaranteed Rate
Money Market	0%
Fixed Income (Bond)	0%
Balanced	-1%
Diversified Equity	-2%
Diversified International Equity	-3%
Intermediate Risk Equity	-5%
Aggressive or Exotic Equity	-8%

2. Component *CA*

Component *CA* is computed as the present value of the projected change in surrender charges plus the present value of an implied borrowing cost of 25 bps at the beginning of each future period applied to the surrender charge at such time.

This component can be interpreted as the “amount needed to amortize the unamortized surrender charge allowance for the *persisting* policies plus the implied borrowing cost.” By definition, the amortization for non-persisting lives in each time period is exactly offset by the collected surrender charge revenue (ignoring timing differences and any waiver

upon death). The unamortized balance must be projected to the end of the surrender charge period using the net asset returns and Dynamic Lapse Multiplier, both as described above, and the year-by-year amortization discounted also as described above. For simplicity, mortality is ignored in the calculations. Surrender charges and free partial withdrawal provisions are as specified in the contract. Lapse and withdrawal rates are determined on a prudent estimate basis and may vary according to the attributes of the business being valued including, but not limited to, attained age, contract duration, etc.

3. Component *FE*

Component *FE* establishes a provision for fixed dollar expenses (e.g., allocated costs, including overhead expressed as “per contract” and those expenses defined on a “per contract” basis) less any fixed dollar revenue (e.g., annual administrative charges or contract fees) through the earlier of contract maturity or 30 years. *FE* is computed as the present value of the company’s assumed fixed expenses projected at an assumed annual rate of inflation starting in the second projection year. This rate grades uniformly from the current inflation rate (CIR) into an ultimate inflation rate of 3% per annum in the 8th year after the valuation date. The CIR is the greater of 3% and the inflation rate assumed for expenses in the company’s most recent asset adequacy analysis for similar business.

C. Calculation of the *GC* Component

1. *GC* Factors

GC is calculated as $F \times GV - G \times AV \times R$, where *GV* is the amount of the GMDB and *AV* is the contract account value, both as of the valuation date. *F*, *G* and the slope and intercept for the linear function used to determine *R* (identified symbolically as β_1 and β_2) are pre-calculated factors available from the NAIC and known herein as the “pre-calculated factors.” The factors shall be interpolated as described in Section 67.C.6 and modified as necessary as described in Section 67.C.7 and Section 67.C.8.

2. Five Steps

There are five major steps in determining the *GC* component for a given contract:

- a. Classifying the asset exposure, as specified in Section 67.C.3.
- b. Determining the risk attributes, as specified in Section 67.C.4 and Section 67.C.5.
- c. Retrieving the appropriate nodal factors from the factor grid, as described in Section 67.C.5.
- d. Interpolating the nodal factors, where applicable (optional), as described in Section 67.C.6.
- e. Applying the factors to the contract values.

3. Classifying Asset Exposure

For purposes of calculating *GC* (unlike what is done for components *CA* and *FE*), the entire account value for each contract must be assigned to one of the eight prescribed fund classes shown in Section 67.D, using the fund categorization rules in Section 67.D.

4. Product Designs

Factors *F*, *G* and $R(\beta_1, \beta_2)$ are available with the pre-calculated factors for the following

GMDB product designs:

- a. Return of premium (ROP).
 - b. Premiums less withdrawals accumulated at 3% per annum, capped at 2.5 times premiums less withdrawals, with no further increase beyond age 80 (ROLL3).
 - c. Premiums less withdrawals accumulated at 5% per annum, capped at 2.5 times premiums less withdrawals, with no further increase beyond age 80 (ROLL5).
 - d. An annual ratchet design (maximum anniversary value), for which the guaranteed benefit never decreases and is increased to equal the previous contract anniversary account value, if larger, with no further increases beyond age 80 (MAV).
 - e. A design having a guaranteed benefit equal to the larger of the benefits in designs c and d, above (HIGH).
 - f. An enhanced death benefit (EDB) equal to 40% of the net earnings on the account (i.e., 40% of account value less total premiums paid plus withdrawals made), with this latter benefit capped at 40% of premiums less withdrawals.
5. Other Attributes
- Factors F , G and $R(\beta_1, \beta_2)$ are available within the pre-calculated factors for the following set of attributes:
- a. Two partial withdrawal rules—one for contracts having a pro-rata reduction in the GMDB and another for contracts having a dollar-for-dollar reduction.
 - b. The eight asset classes described in Section 67.D.2.
 - c. Eight attained ages, with a five-year age setback for females.
 - d. Five contract durations.
 - e. Seven values of GV/AV .
 - f. Three levels of asset-based income.
6. Interpolation of F , G and $R(\beta_1, \beta_2)$
- a. Apply to a contract having the product characteristics listed in Section 67.E.1 and shall be determined by selecting values for the appropriate partial withdrawal rule and asset class and then using multipoint linear interpolation among published values for the last four attributes shown in Section 67.C.5.
 - b. Interpolation over all four dimensions is not required, but if not performed over one or more dimensions, the factor used must result in a conservative (higher) value of GC . However, simple linear interpolation using the AV/GV ratio is mandatory. In this case, the company must choose nodes for the other three dimensions according to the following rules: next highest attained age, nearest duration and nearest annualized account charge differential, as listed in Section 67.E.3 (i.e., capped at +100 and floored at -100 bps).

- c. For $R(\beta_1, \beta_2)$, the interpolation should be performed on the scaling factors R calculated using β_1, β_2 , using the ratio of margin offset to total asset charges (W), not on the factors β_1 and β_2 themselves.
- ~~d. An Excel workbook, Excel add in and companion dynamic link library (.dll) program is available from the NAIC that can be used to determine the correct values and perform the multipoint linear interpolation.~~
- ed. The instructions referenced in Section 7.A.1.f above include guidance on determining the correct values and performing the multipoint linear interpolation. Alternatively, published documentation can be referenced on performing multipoint linear interpolation and the required 16 values determined using a key that is documented in the table *Components of Key Used for GC Factor Look-Up* located in Section 6.E.3 Table 7.6.

7. Adjustments to GC for Product Variations and Risk Mitigation/Transfer

In some cases, it may be necessary to make adjustments to the published factors due to:

- a. A variation in product form wherein the definition of the guaranteed benefit is materially different from those for which factors are available. (See Section 67.C.8.)
- b. A risk mitigation or other management strategy, other than a hedging strategy, that cannot be accommodated through a straightforward and direct adjustment to the published values.

Adjustments may not be made to GC for hedging strategies.

Any adjustments to the published factors must be fully documented and supported through stochastic analysis. Such analysis may require stochastic simulations but would not ordinarily be based on full in-force projections. Instead, a representative “model office” should be sufficient. Use of these adjusted factors must be supported by a periodic review of the appropriateness of the assumptions and methods used to perform the adjustments, with changes made to the adjustments when deemed necessary by such review.

Note that minor variations in product design do not necessarily require additional effort. In some cases, it may be reasonable to use the factors/formulas for a different product form (e.g., for a roll-up GMDB near or beyond the maximum reset age or amount, the ROP GMDB factors/formulas shall be used, possibly adjusting the guaranteed value to reflect further resets, if any). In other cases, the reserves may be based on two different guarantee definitions and the results interpolated to obtain an appropriate value for the given contract/cell. Likewise, it may be possible to adjust the Alternative Methodology results for certain risk transfer arrangements without significant additional work (e.g., quota-share reinsurance without caps, floors or sliding scales would normally be reflected by a simple pro-rata adjustment to the “gross” GC results).

However, if the contract design is sufficiently different from those provided and/or the risk mitigation strategy is nonlinear in its impact on the ~~CTE amount reserve~~, and there is no practical or obvious way to obtain a good result from the prescribed factors/formulas, any adjustments or approximations must be supported using stochastic modeling. Notably this modeling need not be performed on the whole portfolio, but can be undertaken on an appropriate set of representative policies.

8. Adjusting F and G for Product Design Variations

This subsection describes the typical process for adjusting F and G factors due to a variation in product design. Note that R (as determined by the slope and intercept terms in the factor table) would not be adjusted.

- a. Select a contract design among those described in Section 67.C.4 that is similar to the product being valued. Execute cash-flow projections using the documented assumptions (see table of *Liability Modeling Assumptions & Product Characteristics* in Section 67.E.1 and table of *Asset-Based Fund Charges* in Section 67.E.2) and the ~~prepackaged~~ scenarios from the prescribed generator for a set of representative cells (combinations of attained age, contract duration, asset class, AV/GMDB ratio and asset-based charges). These cells should correspond to nodes in the table of precalculated factors. Rank (order) the sample distribution of results for the present value of net cost. Determine those scenarios that comprise CTE (65).

Guidance Note: Present value of net cost = PV [guaranteed benefit claims in excess of account value] – PV [margin offset]. The discounting includes cash flows in all future years (i.e., to the earlier of contract maturity and the end of the horizon).

- b. Using the results from step 1, average the present value of cost for the CTE (65) scenarios and divide by the current guaranteed value. For the J^{th} cell, denote this value by F_J . Similarly, average the present value of the margin offset revenue for the same subset of scenarios and divide by account value. For the J^{th} cell, denote this value by G_J .
- c. Extract the corresponding precalculated factors. For each cell, calibrate to the published tables by defining a “model adjustment factor” (denoted by asterisk) separately for the “cost” and “margin offset” components:

$$F_J^* = \frac{f(\hat{\theta})}{F_J} \text{ and } G_J^* = \frac{\hat{g}(\hat{\theta})}{G_J}$$

- d. Execute “product specific” cash-flow projections using the documented assumptions and ~~prepackaged~~ scenarios from the prescribed generator for the same set of representative cells. Here, the company should model the actual product design. Rank (order) the sample distribution of results for the present value of net cost. Determine those scenarios that comprise CTE (65).
- e. Using the results from step d, average the present value of cost for the CTE (65) scenarios and divide by the current guaranteed value. For the J^{th} cell, denote this value by \bar{F}_J . Similarly, average the present value of margin offset revenue for the same subset of scenarios and divide by account value. For the J^{th} cell, denote this value by \bar{G}_J .
- f. To calculate the ~~CTE amount~~ reserve for the specific product in question, the company should implement the Alternative Methodology as documented, but use $\bar{F}_J \times F_J^*$ in place of F and $\bar{G}_J \times G_J^*$ instead of G . The same R factors as appropriate for the product evaluated in step 1 shall be used for this step (i.e., the product used to calibrate the cash-flow model).

9. Adjusting GC for Mortality Experience

The factors that have been developed for use in determining *GC* assume male mortality at 100% of the 1994 Variable Annuity MGDB ALB Mortality Table. Females use a five-year age setback. Companies electing to use the Alternative Methodology that have not conducted an evaluation of their mortality experience shall use these factors, or they shall adjust the factors using the methodology below to apply the mortality defined in Section 11.C. for products without VAGLB. Other companies should use the procedure described below to adjust for the actuary's prudent estimate of mortality. The development of prudent estimate mortality shall follow the requirements and guidance of Section ~~12.11~~. Once a company uses the modified method for a block of business, the option to use the unadjusted factors is no longer available for that part of its business. In applying the factors to actual in-force business, a five-year age setback should be used for female annuitants.

- a. ~~(This step only applies to companies which have conducted an evaluation of their mortality experience).~~ Develop a set of mortality assumptions based on prudent estimate assumptions. In setting these assumptions, the actuary shall be guided by the definition of prudent estimate and the principles discussed in Sections ~~11-10~~ and ~~12.11~~. (This step only applies to companies which have conducted an evaluation of their mortality experience).
- b. Calculate two sets of NSPs at each attained age:
 - i. ~~One value~~ using 100% of the 1994 Variable Annuity MGDB Age Last Birthday (ALB) Mortality Table (with the aforementioned five-year age setback for females); and
 - ii. A second using either:
 - (a) The prudent estimate mortality if that has been established by the company.
 - (b) For companies that have not established a prudent estimate mortality assumption, the appropriate percentage of the 2012 IAM Basic Table with Projection Scale G2 Age Last Birthday (ALB) (as described in Section 12.B.3), and the other using prudent estimate mortality

These calculations shall assume an interest rate of 3.75% and a lapse rate of 7% per year.

- c. The *GC* factor is multiplied by the ratio, for the specific attained age being valued, of the NSP calculated using the prudent estimate mortality for blocks with those assumptions or the NSP calculated using the adjusted 2012 IAM Basic Table for blocks without a prudent estimate assumption to the NSP calculated using the 1994 Variable Annuity MGDB ALB Mortality Table. The base factors for females use the values (with the aforementioned five-year age setback ~~for females~~).

D. Fund Categorization

1. Criteria

The following criteria should be used to select the appropriate factors, parameters and formulas for the exposure represented by a specified guaranteed benefit. When available, the volatility of the long-term annualized total return for the fund(s)—or an appropriate benchmark—should conform to the limits presented. For this purpose, “long-term” is defined as twice the average projection period that would be applied to test the product in a stochastic model (generally, at least 30 years).

Where data for the fund or benchmark are too sparse or unreliable, the fund exposure should be moved to the next higher volatility class than otherwise indicated. In reviewing the asset classifications, care should be taken to reflect any additional volatility of returns added by the presence of currency risk, liquidity (bid – ask) effects, short selling and speculative positions.

2. Asset Classes

Variable subaccounts must be categorized into one of the following eight asset classes. For purposes of calculating *CA* or *FE*, each contract will have one or more of the following asset classes represented, whereas for component *GC*, all subaccounts will be mapped into a single asset class.

- a. Fixed account: This class is credited interest at guaranteed rates for a specified term or according to a “portfolio rate” or “benchmark” index. This class offers a minimum positive guaranteed rate that is periodically adjusted according to company policy and market conditions.
- b. Money market/short-term: This class is invested in money market instruments with an average remaining term-to-maturity of less than 365 days.
- c. Fixed income: This class is invested primarily in investment grade fixed income securities. Up to 25% of the funds within this class may be invested in diversified equities or high-yield bonds. The expected volatility of the returns for this class will be lower than the balanced fund class.
- d. Balanced: This class is a combination of fixed income securities with a larger equity component. The fixed income component should exceed 25% of the portfolio. Additionally, any aggressive or “exotic” equity component should not exceed one-third (33.3%) of the total equities held. Should the fund violate either of these constraints, it should be categorized as an equity fund. This class usually has a long-term volatility in the range of 8%–13%.
- e. Diversified equity: This class is invested in a broad-based mix of U.S. and foreign equities. The foreign equity component (maximum 25% of total holdings) must be comprised of liquid securities in well-developed markets. Funds in this class would exhibit long-term volatility comparable to that of the S&P 500. These funds should usually have a long-term volatility in the range of 13%–18%.
- f. Diversified international equity: This class is similar to the diversified equity class, except that the majority of fund holdings are in foreign securities. This class should usually have a long-term volatility in the range of 14%–19%.
- g. Intermediate risk equity: This class has a mix of characteristics from both the diversified and aggressive equity classes. This class has a long-term volatility in the range of 19%–25%.
- h. Aggressive or exotic equity: This class comprises more volatile funds where risk can arise from: underdeveloped markets, uncertain markets, high volatility of returns, narrow focus (e.g., specific market sector), etc. This class (or market benchmark) either does not have sufficient history to allow for the calculation of a long-term expected volatility, or the volatility is very high. This class would be used whenever the long-term expected annualized volatility is indeterminable or exceeds 25%.

3. Selecting Appropriate Investment Classes

The selection of an appropriate investment type should be done at the level for which the guarantee applies. For guarantees applying on a deposit-by-deposit basis, the fund selection is straightforward. However, where the guarantee applies across deposits or for an entire contract, the approach can be more complicated. In such instances, the approach is to identify for each contract where the “grouped holdings” fit within the categories listed and to classify the associated assets on this basis.

A seriatim process is used to identify the “grouped” fund holdings, to assess the risk profile of the current fund holdings (possibly calculating the expected long-term volatility of the funds held with reference to the indicated market proxies) and to classify the entire “asset exposure” into one of the specified choices. Here, “asset exposure” refers to the underlying assets (separate and/or general account investment options) on which the guarantee will be determined. For example, if the guarantee applies separately for each deposit year within the contract, then the classification process would be applied separately for the exposure of each deposit year.

In summary, mapping the benefit exposure (i.e., the asset exposure that applies to the calculation of the guaranteed minimum death benefits) to one of the prescribed asset classes is a multistep process:

- a. Map each separate and/or general account investment option to one of the prescribed asset classes. For some funds, this mapping will be obvious, but for others, it will involve a review of the fund’s investment policy, performance benchmarks, composition and expected long-term volatility.
- b. Combine the mapped exposure to determine the expected long-term “volatility of current fund holdings.” This will require a calculation based on the expected long-term volatility for each fund and the correlations between the prescribed asset classes as given in the table “*Correlation Matrix for Prescribed Asset Classes*” in Section 6.D.4.
- c. Evaluate the asset composition and expected volatility (as calculated in step b) of current holdings to determine the single asset class that best represents the exposure, with due consideration to the constraints and guidelines presented earlier in this section.
- d. In step a, the company should use the fund’s actual experience (i.e., historical performance, inclusive of reinvestment) only as a guide in determining the expected long-term volatility. Due to limited data and changes in investment objectives, style and/or management (e.g., fund mergers, revised investment policy, different fund managers, etc.), the company may need to give more weight to the expected long-term volatility of the fund’s benchmarks. In general, the company should exercise caution and not be overly optimistic in assuming that future returns will consistently be less volatile than the underlying markets.
- e. In step b, the company should calculate the “volatility of current fund holdings” (for the exposure being categorized) by the following formula:

$$\sigma = \sqrt{\sum_{i=1}^n \sum_{j=1}^n w_i w_j \rho_{ij} \sigma_i \sigma_j}$$

Using the volatilities and correlations in the following table, where

$$w_i = \frac{AV_i}{\sum_k AV_k}$$

is the relative value of fund i expressed as a proportion of total contract value, ρ_{ij} is the correlation between asset classes i and j, and σ_i is the volatility of asset class i. An example is provided after [the table Table 7.3](#).

4. Correlation Matrix for Prescribed Asset Classes

Table 7.2: Correlation Matrix for Prescribed Asset Classes

Annual Volatility		Fixed Account	Money Market	Fixed Income	Balanced	Diverse Equity	Intl Equity	Interm Equity	Aggr Equity
1.0%	Fixed Account	1	0.50	0.15	0	0	0	0	0
1.5%	Money Market	0.50	1	0.20	0	0	0	0	0
5.0%	Fixed Income	0.15	0.20	1	0.30	0.10	0.10	0.10	0.05
10.0%	Balanced	0	0	0.30	1	0.95	0.60	0.75	0.60
15.5%	Diverse Equity	0	0	0.10	0.95	1	0.60	0.80	0.70
17.5%	Intl Equity	0	0	0.10	0.60	0.60	1	0.50	0.60
21.5%	Interm Equity	0	0	0.10	0.75	0.80	0.50	1	0.70
26.0%	Aggr Equity	0	0	0.05	0.60	0.70	0.60	0.70	1

5. Fund Categorization Example

As an example, suppose three funds (fixed income, diversified U.S. equity and aggressive equity) are offered to clients on a product with a contract level guarantee (i.e., across all funds held within the contract). The current fund holdings (in dollars) for five sample contracts are shown in the following table:

Table 7.3: Fund Categorization Example

	1	2	3	4	5
MV Fund X (Fixed Income)	5,000	4,000	8,000	-	5,000
MV Fund Y (Diversified Equity)	9,000	7,000	2,000	5,000	-
MV Fund Z (Aggressive Equity)	1,000	4,000	-	5,000	5,000
Total Market Value	15,000	15,000	10,000	10,000	10,000
Total Equity Market Value	10,000	11,000	2,000	10,000	5,000
Fixed Income % (A)	33%	27%	80%	0%	50%
Fixed Income Test (A > 75%)	No	No	Yes	No	No

Requirements for Principle-Based Reserves for Variable Annuities

VM-21

Aggressive % of Equity (B)	10%	36%	n/a	50%	100%
Balanced Test ($A > 25\%$ & $B < 33.3\%$)	Yes	No	n/a	No	No
Volatility of Current Fund Holdings	10.9%	13.2%	5.3%	19.2%	13.4%

Fund Classification	Balanced	Diversified ³	Fixed Income	Intermediate	Diversified
---------------------	----------	--------------------------	--------------	--------------	-------------

As an example, the “volatility of current fund holdings” for contract #1 is calculated as $\sqrt{A + B}$ where:

$$A = \left(\frac{5}{15} \times 0.05\right)^2 + \left(\frac{9}{15} \times 0.155\right)^2 + \left(\frac{1}{15} \times 0.26\right)^2$$

$$B = 2 \cdot \left(\frac{5}{15} \cdot \frac{9}{15}\right) (0.1 \times 0.05 \times 0.155) + 2 \cdot \left(\frac{5}{15} \cdot \frac{1}{15}\right) (0.05 \times 0.05 \times 0.26) + 2 \cdot \left(\frac{9}{15} \cdot \frac{1}{15}\right) (0.7 \times 0.155 \times 0.26)$$

$A = 0.0092$ and $B = 0.0026$: So, the volatility for contract #1 = $\sqrt{0.0092 + 0.0026} = 0.109$ or 10.9%

³ Although the volatility suggests “balanced fund,” the balanced fund criteria were not met. Therefore, this “exposure” is moved “up” to diversified equity. For those funds classified as diversified equity, additional analysis would be required to assess whether they should be instead designated as “diversified international equity.”

E. Tables

1. Liability Modeling Assumptions and Product Characteristics used for GC Factors

Table 7.4: Liability Modeling Assumptions and Product Characteristics Used for GC Factors

Asset Based Charges (MER)	Vary by fund class. See Section 67.E.2.
Base Margin Offset	100 bps per annum.
GMDB Description	<ol style="list-style-type: none"> 1. ROP = return of premium. 2. ROLL3 = 3% roll-up, capped at 2.5×premium, frozen at age 80. 3. ROLL5 = 5% roll-up, capped at 2.5×premium, frozen at age 80. 4. MAV = annual ratchet (maximum anniversary value), frozen at age 80. 5. HIGH = higher of 5% roll-up and annual ratchet. 6. EDB = 40% enhanced death benefit (capped at 40% of deposit). Note that the pre-calculated factors were originally calculated with a combined ROP benefit, but they have been adjusted to remove the effect of the ROP. Thus, the factors for this benefit five are solely for the EDB.
Adjustment to GMDB Upon Partial Withdrawal	Separate factors for “pro-rata by market value” and “dollar-for-dollar.”
Surrender Charges	Ignored (i.e., zero). Included in the CA component.
Single Premium/Deposit	\$100,000. No future deposits; no intra-contract fund rebalancing.
Base Contract Lapse Rate (Total Surrenders)	Pro-rata by MV: 10% p.a. at all contract durations (before dynamics). Dollar-for-dollar: 2% p.a. at all contract durations (no dynamics).
Partial Withdrawals	Pro-rata by MV: None (i.e., zero). Dollar-for-dollar: Flat 8% p.a. at all contract durations (as a % of AV). No dynamics or anti-selective behavior.
Mortality	100% of the 1994 Variable Annuity MGDB Mortality Table (MGDB 94 ALB). For reference, $1000q_x$ rates at ages 65 and 70 for 100% of MGDB 94 ALB Male are 18.191 and 29.363, respectively. Note: Section 67.C.9 allows modification to this assumption.
Gender/Age Distribution	100% male. Methodology accommodates different attained ages. A five-year age setback will be used for female annuitants.
Max. Annuitization Age	All policies terminate at age 95.
Fixed Expenses	Ignored (i.e., zero). Included in the FE component.
Annual Fee and Waiver	Ignored (i.e., zero). Included in the FE component.
Discount Rate	5.75% pre-tax.
Dynamic Lapse Multiplier (Applies only to policies where GMDB is adjusted “pro-rata by MV” upon withdrawal)	$\lambda = \text{MIN} \left[U, \text{MAX} \left[L, 1 - M \times \left(\frac{GV}{AV} - D \right) \right] \right]$ $U = 1, L = 0.5, M = 1.25, D = 1.1$ <ul style="list-style-type: none"> <input type="checkbox"/> Applied to the “Base Contract Lapse Rate.” <input type="checkbox"/> Does not apply to partial withdrawals.

2. Asset-Based Fund Charges (bps per annum)

[Table 7.5: Asset-Based Fund Charges \(bps per annum\)](#)

Asset Class/Fund	Account Value Charge
Fixed Account	0
Money Market	110
Fixed Income (Bond)	200
Balanced	250
Diversified Equity	250
Diversified International Equity	250
Intermediate Risk Equity	265
Aggressive or Exotic Equity	275

3. Components of Key Used for GC Factor Look-Up

[Table 7.6: Components of Key Used for GC Factor Look-Up](#)

(First Digit always "1")

Contract Attribute	Key: Possible Values and Description
Product Definition, P	0 : 0 Return-of-premium. 1 : 1 Roll-up (3% per annum). 2 : 2 Roll-up (5% per annum). 3 : 3 Maximum anniversary value (MAV). 4 : 4 High of MAV and 5% roll-up. 5 : 5 Enhanced death benefit (excludes the ROP GMDB, which would have to be added separately if the contract in question has an ROP).
GV Adjustment Upon Partial Withdrawal, A	0 : 0 Pro-rata by market value. 1 : 1 Dollar-for-dollar.
Fund Class, F	0 : 0 Fixed Account. 1 : 1 Money Market. 2 : 2 Fixed Income (Bond). 3 : 3 Balanced Asset Allocation. 4 : 4 Diversified Equity. 5 : 5 International Equity. 6 : 6 Intermediate Risk Equity. 7 : 7 Aggressive/Exotic Equity.
Attained Age (Last Birthday), X	0 : 35 4 : 65 1 : 45 5 : 70 2 : 55 6 : 75 3 : 60 7 : 80
Contract Duration (years-since-issue), D	0 : 0.5 3 : 9.5 1 : 3.5 4 : 12.5 2 : 6.5
Account Value-to-Guaranteed Value Ratio, ϕ	0 : 0.25 4 : 1.25 1 : 0.50 5 : 1.50 2 : 0.75 6 : 2.00 3 : 1.00

Requirements for Principle-Based Reserves for Variable Annuities

VM-21

Annualized Account Charge	0 : -100 bps
Differential from Section 67 .E.2	1 : +0
Assumptions	2 : +100

Section 78: Scenario ~~Calibration Criteria~~ Generation

A. General

1. This section outlines the requirements for the stochastic ~~cash-flow~~ models used to simulate ~~interest rates, fund performance returns, and implied volatility to be used in the modeled projections.~~ Specifically, it ~~prescribes scenario generators and the associated parameters for interest rates, as well as investment returns for general account equity assets and separate account fund returns.~~ In addition, ~~this section~~ sets certain standards that must be satisfied ~~and offers guidance to the actuary in the development and validation of the scenario models.~~ Background material and analysis are presented to support the ~~recommendation.~~ The section focuses on the S&P 500 as a proxy for returns on a broadly diversified by fund returns, implied volatility scenarios, and non-prescribed scenario generators. It U.S. equity fund, but there is also ~~advice on how the techniques and requirements would apply to other types of funds.~~ General ~~discusses general modeling considerations, such as the number of scenarios and projection frequency, are also discussed.~~

Guidance Note: For more details on the development of these scenario generators, see the [Academy recommendations on the development of the Equity Generator](#) -(Recommended Approach for Setting Regulator Risk-Based Capital Requirements for Variable Annuities and Similar Products presented to NAIC Capital Adequacy Task Force in June 2005) and the [Interest Rate Generator](#) -(Report from the American Academy of Actuaries' Economic Scenario Work Group to the NAIC Life Risk Based Capital Working Group and Life and Health Actuarial Task Force - December 2008).

~~**Guidance Note:** For more details on the development of these requirements, including the development of the calibration points, see the Academy recommendation on C-3 Phase II RBC.~~

2. ~~The calibration points given~~The scenarios discussed in this section are applicable to gross investment returns (before the deduction of any fees or charges). To determine the net returns appropriate for the projections required by these requirements, the ~~actuary-company~~ shall reflect applicable fees and contract -holder charges in the development of projected account values. The projections also shall include the costs of managing the investments and converting the assets into cash when necessary.
3. As a general rule, funds with higher expected returns should have higher expected volatilities, and in the absence of well-documented mitigating factors (e.g., a highly reliable and favorable correlation to other fund returns), they should lead to higher ~~reserve-total asset~~ requirements.

Guidance Note: While the model need not strictly adhere to “mean-variance efficiency,” prudence dictates some form of consistent risk/return relationship between the proxy investment funds. In general, it would be inappropriate to assume consistently “superior” expected returns (i.e., risk/return point above the frontier).

~~State or path dependent models are not prohibited but must be justified by the historic data and meet the calibration criteria. To the degree that the model uses mean-reversion or path-dependent dynamics, this must be well supported by research and clearly documented in the memorandum supporting the required actuarial certification.~~

4. ~~The~~For non-prescribed generators, the interest rate, equity scenarios, and implied volatility scenarios used to determine reserves must be available in an electronic format spreadsheet to facilitate any regulatory review.

~~B.~~ **Gross Wealth Ratios**

~~Gross wealth ratios derived from the stochastic return scenarios for use with a separate account variable fund category for diversified U.S. equities must satisfy calibration criteria consistent with that for the S&P 500 shown in the following table. Under these calibration criteria, gross wealth ratios for quantiles less than 50% may not exceed the value from the table corresponding to the quantile, while at quantiles greater than 50%, gross wealth ratios may not be less than the corresponding value for the quantile from the table. Gross wealth ratios must be tested for holding period one, five, 10 and 20 years throughout the projections, except as noted in Section 7.C.~~

~~The “wealth factors” are defined as gross accumulated values (i.e., before the deduction of fees and charges) with complete reinvestment of income and maturities, starting with a unit investment. These can be less than 1, with “1” meaning a zero return over the holding period.~~

S&P 500 Total Return Gross Wealth Ratios at the Calibration Points

Calibration Point	One-Year	Five-Year	10-Year	20-Year
2.5%	0.78	0.72	0.79	
5.0%	0.84	0.81	0.94	1.51
10.0%	0.90	0.94	1.16	2.10
90.0%	1.28	2.17	3.63	9.02
95.0%	1.35	2.45	4.36	11.70
97.5%	1.42	2.72	5.12	

~~The scenarios need not strictly satisfy all calibration points, but the actuary should be satisfied that any differences do not materially reduce the resulting reserves. In particular, the actuary should be mindful of which tail most affects the business being valued. If reserves are less dependent on the right (left) tail for all products under consideration (e.g., a return of premium guarantee would primarily depend on the left tail, an EDB equal to a percentage of the gain would be most sensitive to the right tail, etc.), it is not necessary to meet the right (left) calibration points.~~

Guidance Note: See the preamble to the AP&P Manual for an explanation of materiality.

~~For models that require starting values for certain state variables, long term (“average” or “neutral”) values should be used for calibration. The same values should normally be used to initialize the models for generating the actual projection scenarios unless an alternative assumption can be clearly justified. It should be noted that a different set of initialization parameters might produce scenarios that do not satisfy all the calibration points shown in the above table. However, the S&P 500 scenarios used to determine reserves must meet the calibration criteria.~~

Guidance Note: For example, a stochastic log volatility (SLV) model requires the starting volatility. Also, the regime switching lognormal model requires an assumption about the starting regime.

Guidance Note: A clear justification exists when state variables are observable or “known” to a high degree of certainty and not merely estimated or inferred based on a “balance of probabilities.”

~~C. Calibration Requirements Beyond 20 Years~~

~~It is possible to parameterize some path and/or state dependent models to produce higher volatility (and/or lower expected returns) in the first 20 years in order to meet the calibration criteria, but with lower volatility (and/or higher expected returns) for other periods during the forecast horizon. While this property may occur for certain scenarios (e.g., the state variables would evolve over the course of the projection and thereby affect future returns), it would be inappropriate and unacceptable for a company to alter the model parameters and/or its characteristics for periods beyond year 20 in a fashion not contemplated at the start of the projection and primarily for the purpose(s) of reducing the volatility and/or severity of ultimate returns.~~

Guidance Note: ~~Such adjustments must be clearly documented and justified by the historic data.~~

~~DB. Other Funds Prescribed Interest Rate Scenario Generator~~

~~1. U.S. Treasury Department interest rate curves shall be determined on a stochastic basis using the prescribed interest rate scenario generator with prescribed parameters, or a non-prescribed generator that meets the requirements described in Section 8.E.~~

~~2. The prescribed interest rate scenario generator can be found on the Society of Actuaries' website address, www.soa.org/tables-calcs-tools/research-scenario/. The prescribed parameters for the prescribed interest rate scenario generator shall be those included in the prescribed interest rate scenario generator, and they shall use the mean reversion point for the 20-year U.S. Treasury Department bond rate based on the following formula, with the result rounded to the nearest 0.25%:~~

~~20% of the median 20-year U.S. Treasury Department bond rate over the last 600 months.~~

~~+ 30% of the average 20-year U.S. Treasury Department bond rate over the last 120 months.~~

~~+ 50% of the average 20-year U.S. Treasury Department bond rate over the last 36 months.~~

~~The mean reversion point for use in the generator changes once per calendar year, in January, and it is based on historical rates through the end of the prior calendar year. While the mean reversion point is dynamic depending on the start date of a scenario, it remains constant (rather than dynamic) across all time periods after the scenario start date for the purposes of generating the scenario.~~

~~3. For this formula, the historical 20-year U.S. Treasury Department bond rate for each month shall be the rate reported for the last business day of the month. Treasury Department interest rates can be found at the website: www.treas.gov/offices/domestic-finance/debt-management/interest-rate/yield_historical_main.shtml.~~

~~C. Prescribed Total Investment Return Scenario Generator for Equity Assets and Separate Account Funds~~

~~1. Total investment return paths for general account equity assets and separate account fund returns shall be determined on a stochastic basis using the prescribed economic scenario generator with prescribed parameters.~~

Guidance Note: In lieu of the prescribed economic generators, the company may substitute scenarios from a non-prescribed economic generator that meets the requirements described in Section 8.E.

2. The prescribed economic scenario generator can be found on the Society of Actuaries' website address, www.soa.org/tables-calcs-tools/research-scenario/. The prescribed parameters for the prescribed economic scenario generator shall be those included in the prescribed economic scenario generator. A more complete description of the generator and development of assumptions is contained in the Academy report referenced in the Guidance Note following Section 8.A.1 above.
3. The company shall map each of the proxy funds defined in Section 4.A.2 to the fund returns projected by the prescribed economic scenario generator. This mapping process may involve blending the accumulation factors from two or more of the prescribed fund returns to create the projected returns for each proxy fund. If a proxy fund cannot be appropriately mapped to some combination of the prescribed returns, the company shall determine an appropriate return using a non-prescribed scenario generator and disclose the methodology underlying the non-prescribed scenario generator.
4. Calibration of other markets (funds) is left to the judgment of the actuary, but in using non-prescribed scenario generators to determine the return for proxy funds that cannot be mapped to the prescribed economic generator, the scenarios so generated must be consistent with the calibration points in the table in Section 7.B general relationships between risk and return observed in the fund returns from the prescribed scenario generator. This does not imply a strict functional relationship between the model parameters for various markets/funds, but it would generally be inappropriate to assume that a market or fund consistently "outperforms" (lower risk, higher expected return relative to the efficient frontier) over the long term.

The actuary shall document the actual one-, five-, 10- and 20-year wealth factors of the scenarios at the same frequencies as in the "S&P 500 Total Return Gross Wealth Ratios at the Calibration Points" table in Section 7.B. The annualized mean and standard deviation of the wealth factors for the 1-, 5-, 10- and 20-year holding periods also must be provided. For equity funds, the actuary shall explain the reasonableness of any significant differences from the S&P 500 calibration points.

5. When parameters are fit to historic data without consideration of the economic setting in which the historic data emerged, the market price of risk may not be consistent with a reasonable long-term model of market equilibrium. One possibility for establishing "consistent" parameters (or scenarios) across all funds would be to assume that the market price of risk is constant (or nearly constant) and governed by some functional (e.g., linear) relationship. That is, higher expected returns can only be garnered by assuming greater risk.

Guidance Note: As an example, the standard deviation of log returns often is used as a measure of risk. Specifically, two return distributions R_X and R_Y would satisfy the following relationship:

$$\text{Market Price of Risk} = \left(\frac{E[R_X] - r}{\sigma_X} \right) = \left(\frac{E[R_Y] - r}{\sigma_Y} \right)$$

Where $E[R]$ and σ are respectively the (unconditional) expected returns and volatilities, and r is the expected risk-free rate over a suitably long holding period commensurate with

the projection horizon. One approach to establish consistent scenarios would set the model parameters to maintain a near-constant market price of risk.

6. A closely related method would assume some form of “mean-variance” efficiency to establish consistent model parameters. Using the historic data, the mean-variance (alternatively, “drift-volatility”) frontier could be constructed from a plot of (mean, variance) pairs from a collection of world market indices. The frontier could be assumed to follow some functional form, with the coefficients determined by standard curve fitting or regression techniques. Recognizing the uncertainty in the data, a “corridor” could be established for the frontier. Model parameters would then be adjusted to move the proxy market (fund) inside the corridor.

Guidance Note: The function forms quadratic polynomials, and logarithmic functions tend to work well.

7. Clearly, there are many other techniques that could be used to establishing consistency between the scenarios. While appealing, the above approaches do have drawbacks, and the actuary company should not be overly optimistic in constructing the model parameters or the scenarios.

Guidance Note: For example, mean-variance measures ignore the asymmetric and fat-tailed profile of most equity market returns.

~~Funds can be grouped and projected as a single fund if such grouping is not anticipated to materially reduce reserves. However, care should be taken to avoid exaggerating the benefits of diversification. The actuary must document the development of the investment return scenarios and be able to justify the mapping of the company’s variable accounts to the proxy funds used in the modeling.~~

~~E. Correlation of Fund Returns~~

~~In constructing the scenarios for the proxy funds, the company may require parameter estimates for a number of different market indices. When more than one index is projected, it is generally necessary to allow for correlations in the simulations.~~

8. For each proxy fund not within the scope of the prescribed economic generator, the company must consider the following:
- a. The Market Price of Risk, as defined in the Guidance Note found in Section 8.C.5, implied in the projected fund returns when compared against the Market Price of Risk for all funds generated by the prescribed scenario generator should produce reasonable relationships. In calculating the Market Price of Risk, the company shall use an expected risk-free rate consistent with the long-term risk-free rate used in determining the Market Price of Risk or equivalent quantities in the calibration of the prescribed scenario generator. ~~and~~
 - b. The average correlations, across all scenarios and all time periods, of the projected fund returns with the fund returns generated by the prescribed scenario generator should be in a reasonable range.

The company may also consider any other information that provides assurance that the returns for proxy funds not generated using a prescribed scenario generator do not consistently outperform over the long term if the company believes that the Market Price of Risk and correlations described above are misleading or not relevant.

9. It is not necessary to assume that all markets are perfectly positively correlated, but an assumption of independence (zero correlation) between the equity markets would inappropriately exaggerate the benefits of diversification. An examination of the historic data suggests that correlations are not stationary and that they tend to increase during times of high volatility or negative returns. As such, the actuary company should take care not to underestimate the correlations in those scenarios used for the reserve calculations.

D. Implied Volatility Scenarios

~~If the projections include the simulation of interest rates (other than for discounting surplus strain), as well as equity returns, the processes may be independent provided that the actuary can demonstrate that this assumption (i.e., zero correlation) does not materially underestimate the resulting reserves.~~

The projection of implied volatility scenarios for interest rates, equities, or other asset classes is left to the judgment of the company, but the scenarios so generated must satisfy the following properties:

1. At each projection time step, all projected implied volatility surfaces must be arbitrage free after considering appropriate transaction costs.
2. Relationships between the projected implied volatility scenarios, the scenarios for the underlying asset investment returns, and the realized volatility of the scenarios for the underlying asset returns should be consistent with relationships observed in historical data.

For instance, projected implied volatility should generally exhibit positive correlation with the realized volatility of the scenarios for the underlying asset returns over the same time period. In addition, it would also be appropriate to assume that projected implied volatility generally exhibits negative correlation with the short-term performance of the underlying asset over the same time period.

3. For a company not using the safe harbor described in Section 9.C.8B.5, any implied volatility scenarios generated using a non-prescribed scenario generator shall not result in a Total Asset Requirement (TAR less than for discounting surplus strain), as well as that obtained by assuming that the implied volatility level – at all ITMin the moneyness levels – at a given time step in a given scenario is equal to the realized volatility of the underlying asset scenario over the same time period. In other words, the TAR shall not be reduced by assumptions of any realizable spread between implied volatility and realized volatility. For the purposes of demonstrating compliance with this standard, a company may rely on only the values from the stochastic calculations and exclude impacts from the additional standard projection and the alternative methodology.

E. Use of ~~n~~Non-~~p~~Prescribed Scenario Generators

At the option of the company, interest rates and total investment return scenarios for equity assets and separate account fund returns, ~~the processes~~ may be independent generated in part or in full using non-prescribed scenario generators in lieu of the prescribed economic generators, provided that the actuary can demonstrate that this assumption (i.e., zero correlation) does not scenarios thus generated do not result in a TAR that is materially underestimate lower than the TAR resulting reserves from the use of the scenarios from the prescribed economic generators as defined in B. and C. above. For purposes of demonstrating compliance with this standard, a company may rely

~~on only the values from the stochastic calculations and exclude impacts from the additional standard projection and the alternative methodology~~

F. Number of Scenarios and Efficiency in Estimation

1. For straight Monte Carlo simulation (with equally probable “paths” of fund returns), the number of scenarios should typically equal or exceed 1000. The appropriate number will depend on how the scenarios will be used and the materiality of the results. The ~~actuary company~~ should use a number of scenarios that will provide an acceptable level of precision.
2. Fewer than 1,000 scenarios may be used provided that the ~~actuary company~~ has determined through prior testing (perhaps on a subset of the portfolio) that the CTE values so obtained materially reproduce the results from running a larger scenario set.
3. Variance reduction and other sampling techniques are intended to improve the accuracy of an estimate more efficiently than simply increasing the number of simulations. Such methods can be used provided the ~~actuary company~~ can demonstrate that they do not lead to a material understatement of results. Many of the techniques are specifically designed for estimating means, not tail measures, and could in fact reduce accuracy (and efficiency) relative to straight Monte Carlo simulation.

Guidance Note: With careful implementation, many variance reduction techniques can work well for CTE estimators. For example, see Manistre, B.J., and Hancock, G. (2003), “Variance of the CTE Estimator,” 2003 Stochastic Modeling Symposium, Toronto, September 2003.

4. ~~The above requirements and warnings are not meant to preclude or discourage the use of valid and appropriate sampling methods, such as Quasi Random Monte Carlo (QRMC), importance sampling or other techniques designed to improve the efficiency of the simulations (relative to pseudo-random Monte Carlo methods). However, the actuary should maintain documentation that adequately describes any such techniques used in the projections. Specifically, the documentation should include the reasons why such methods can be expected not to result in systematic or material understatement of the resulting reserves compared to using pseudo-random Monte Carlo numbers.~~

~~G. Frequency of Projection and Time Horizon~~

~~Use of an annual cash flow frequency (“time step”) is generally acceptable for benefits/features that are not sensitive to projection frequency. The lack of sensitivity to projection frequency should be validated by testing wherein the actuary should determine that the use of a more frequent (i.e., shorter) time step does not materially increase reserves. A more frequent time increment always should be used when the product features are sensitive to projection period frequency.~~

~~Care must be taken in simulating fee income and expenses when using an annual time step. For example, recognizing fee income at the end of each period after market movements, but prior to persistency decrements, normally would be an inappropriate assumption. It also is important that the frequency of the investment return model be linked appropriately to the projection horizon in the liability model. In particular, the horizon should be sufficiently long so as to capture the vast majority of costs (on a present value basis) from the scenarios.~~

~~**Guidance Note:** As a general guide, the forecast horizon should not be less than 20 years.~~

~~H. Prepackaged Scenarios~~

~~The Academy has provided 10,000 scenarios on its website for the 19 asset classes below.~~

~~Guidance Note: The prepackaged scenarios can be found at <https://www.soa.org/Files/Zip/research-economic-generators.zip> and are fully documented at <https://www.soa.org/Files/Research/Projects/research-2016-economic-scenario-generators.pdf>.~~

~~Guidance Note: Because the reserves calculated using projections involve cash flow projections, the prepackaged scenarios were developed under the “real world” probability measure (as opposed to a “risk neutral” basis). Therefore, the prepackaged scenarios may not be appropriate for purposes of projecting the market value of future hedge instruments within a projection (to the extent such instruments are used in the projections). For this purpose, it may be more appropriate to use risk neutral scenarios to determine the market value of hedge instruments in the cash flow projections that are based on real world scenarios.~~

- ~~1. — 3 Month Treasury Yields~~
- ~~2. — 6 Month Treasury Yields~~
- ~~3. — 1 Year Treasury Yields~~
- ~~4. — 2 Year Treasury Yields~~
- ~~5. — 3 Year Treasury Yields~~
- ~~6. — 5 Year Treasury Yields~~
- ~~7. — 7 Year Treasury Yields~~
- ~~8. — 10 Year Treasury Yields~~
- ~~9. — 20 Year Treasury Yields~~
- ~~10. — 30 Year Treasury Yields~~
- ~~11. — Money Market/Short Term~~
- ~~12. — U.S. Intermediate Term Government Bonds~~
- ~~13. — U.S. Long Term Corporate Bonds~~
- ~~14. — Diversified Fixed Income~~
- ~~15. — Diversified Balanced Allocation~~
- ~~16. — Diversified Large Capitalized U.S. Equity~~
- ~~17. — Diversified International Equity~~
- ~~18. — Intermediate Risk Equity~~
- ~~19. — Aggressive or Exotic Equity~~

~~The scenarios are available as gross monthly accumulation factors (or Treasury yields) over a 30-year horizon in comma-separated value format (*.csv). These scenarios have been appropriately correlated so that the K^{th} scenario for each asset class must be used together and considered one “future investment return scenario.” Hence, the scenarios can be combined (by blending the accumulation factors) to create additional “proxy” scenarios for the company’s funds.~~

~~**Guidance Note:** It is inappropriate to misalign the ordering of scenarios (e.g., scenario J for “Diversified U.S. Equity” cannot be combined with scenario K for “Diversified International Equity,” where $J \neq K$).~~

~~**Guidance Note:** It is important to blend the accumulation factors (not the returns) in order to achieve the desired asset mix.~~

~~For example, suppose the actuary wanted to construct scenarios for a “balanced fund” that targets a 60/40 allocation between bonds and U.S. equities. If we denote $[AF^X]$ as the matrix of accumulation factors for asset class X, then the balanced scenarios would be defined by $[AF^{Bal}] = 0.60 \times [AF^{BOND}] + 0.40 \times [AF^{S\&P\ 500}]$. Care should be taken to avoid exaggerating the benefits of diversification. The actuary shall document the development of the investment return scenarios and be able to justify the mapping of the company’s variable accounts to the proxy funds used in the modeling.~~

~~The Treasury yields are expressed as nominal semiannual bond equivalent yields in decimal format. All other returns are expressed as periodic (not cumulative) market accumulation factors (i.e., monthly “gross wealth ratios”). Interest rates are assumed to change at the start of each month; hence, the value in column T applies for month T-1. The market accumulation factor in column T represents the growth in month T-1.~~

~~If all or a portion of these scenarios are used, then the actuary shall verify that the scenario calibration criteria are met.~~

Section 8: Allocation of the Aggregate Reserves to the Contract Level

~~Section 2 states that the aggregate reserve shall be allocated to the contracts falling within the scope of these requirements. When the CTE amount is greater than the standard scenario amount, this allocation requires that the excess be allocated to the contracts falling within the scope of these requirements.~~

~~A. Allocation When the Aggregate Reserve Equals the CTE Amount~~

~~1. Single Subgrouping~~

~~When the aggregate reserve is equal to the CTE amount and the CTE amount is determined in aggregate for all contracts falling within the scope of these requirements (i.e., a single grouping), as described in Section 2.D, the excess of the CTE amount over the standard scenario amount shall be allocated to each contract on the basis of the difference between the standard scenario reserve and the cash surrender value on the valuation date for the contract. If the cash surrender value is not defined or not available, the standard scenario amount will be the basis of allocation.~~

~~**Guidance Note:** Note that since the standard scenario reserve for a contract is, by definition, greater than or equal to the cash surrender value, it is understood that the difference between the standard scenario reserve and the cash surrender value for each contract will never be less than zero.~~

~~2. Multiple Subgroupings~~

~~When the aggregate reserve is equal to the CTE amount and the CTE amount is determined using more than one subgrouping, as described in Section 2.D, the allocation of the excess of the CTE amount over the standard scenario amount shall reflect that subgrouping of contracts used to determine the CTE amount, as described in Section 2.D.~~

For example, when the CTE amount is determined using subgrouping, the excess of the aggregate (i.e., the total for all contracts within the scope of these requirements) CTE amount over the aggregate standard scenario amount shall be allocated only to those contracts that are part of subgroupings whose contributions to the CTE amount exceed their contribution to the standard scenario amount.

In the case of such subgroupings, the excess of the aggregate CTE amount over the aggregate standard scenario amount shall be allocated to each subgrouping in proportion to the difference between the CTE and the standard scenario reserve for each subgrouping for which that excess is positive.

Once the allocation to each subgrouping is determined, the excess of the reserve allocated to such subgrouping over the standard scenario amount determined for that subgrouping shall be allocated to each contract within that subgrouping on the basis of the difference between the standard scenario reserve and the cash surrender value on the valuation date for the contracts. If the cash surrender value is not defined or not available, the standard scenario amount will be the basis of allocation.

As an example, consider a company with the results of the following three subgroupings:

Row	Subgrouping	A	B	C	Total
1	Conditional Tail Expectation Amount	28	40	52	120
2	Standard Scenario Amount	20	45	30	95
3	Aggregate Reserve				120
4	(1)–(2)	8	–5	22	25
5	Allocation	6.67	0	18.33	25

In this example, the excess of the CTE amount over the standard scenario amount, in aggregate, equals 25 (i.e., the “Total” column of row 1 less row 2, or 120–95). This excess of 25 would be allocated only to those contracts that are part of subgroupings whose contributions to the CTE amount exceed their contributions to the standard scenario amount. In this example, that would be contracts in subgroupings A and C (since in subgrouping B, the contribution to the standard scenario amount exceeds the contribution to the CTE amount). Therefore, the excess of 25 would be allocated to the contracts in subgroupings A and C in proportion to the difference between the CTE amount and the standard scenario reserve for those subgroupings (i.e., row 4). In this example, the total difference between the CTE amount and the standard scenario reserve for the contracts in subgroupings A and C equals 8 + 22, or 30. This would result in 8/30 of the excess of the CTE amount over the standard scenario amount (or 6.67) to be allocated to the contracts in subgrouping A and 22/30 of the excess of the CTE amount over the standard scenario amount (or 18.33) to be allocated to the contracts in subgrouping C as shown on row 5 above.

In this example, the allocation of the aggregate reserve to contracts within subgrouping B would equal the standard scenario reserve for those contracts (as described in Section 8.B below). For subgroupings A and C, the difference between the allocation of the aggregate reserve to each of those subgroupings and the standard scenario amount determined for each of those subgrouping would be allocated to each contract within each of those subgroupings based on the difference between the standard scenario reserve and the cash surrender value for each of the contracts within the relevant subgroup. The result would be an allocated aggregate reserve for a given contract that would be equal to the standard

~~scenario reserve for that contract plus the amount of the difference between (a) and (b) below that is allocated to that contract, where:~~

- ~~a. Equals the allocation of the aggregate reserve to that contract's subgrouping.~~
- ~~b. Equals the standard scenario amount determined for that contract's subgrouping.~~

~~B. Allocation When the Aggregate Reserve Equals the Standard Scenario Amount~~

~~The standard scenario amount, as required by Section 2.C, is calculated on a contract by contract basis, as described in Section 5. Therefore, when the aggregate reserve is equal to the standard scenario amount, the reserve allocated to each contract shall be the reserve calculated for each contract under the Standard Scenario method.~~

Section 9: Modeling of Hedges under a CDHS

A. Initial Considerations

- ~~1. The Subject to Section 9.C.2, the appropriate costs and benefits of hedging instruments that are currently held by the company in support of the contracts falling under the scope of these requirements (excluding those that involve the offsetting of the risks associated with variable annuity guarantees with other products outside of the scope of these requirements, such as equity indexed annuities) shall be included in the calculation of the CTE amount stochastic reserve, determined in accordance with Section 23.D and Section 34.D. (i.e., CTE amount using projections).~~
2. If the company is following a clearly defined hedging strategy ("hedging strategy CDHS"), in accordance with an investment policy adopted by the board of directors, or a committee of board members, the company shall take into account the costs and benefits of hedge positions expected to be held by the company in the future along each scenario based on the execution of the hedging strategy, and it is eligible to reduce the amount of the CTE amount stochastic reserve using projections otherwise calculated. The investment policy must clearly articulate the company's hedging objectives, including the metrics that drive rebalancing/trading. This specification could include maximum tolerable values for investment losses, earnings, volatility, exposure, etc. in either absolute or relative terms over one or more investment horizons vis-à-vis the chance of occurrence. Company management is responsible for developing, documenting, executing and evaluating the investment strategy, including the hedging strategy, used to implement the investment policy.
3. For this purpose, the investment assets refer to all the assets, including derivatives supporting covered products and guarantees. This also is referred to as the investment portfolio. The investment strategy is the set of all asset holdings at all points in time in all scenarios. The hedging portfolio, which also is referred to as the hedging assets, is a subset of the investment assets. The hedging strategy is the hedging asset holdings at all points in time in all scenarios. There is no attempt to distinguish what is the hedging portfolio and what is the investment portfolio in this section. Nor is the distinction between investment strategy and hedging strategy formally made here. Where necessary to give effect to the intent of this section, the requirements applicable to the hedging portfolio or the hedging strategy are to apply to the overall investment portfolio and investment strategy.
4. This particularly applies to restrictions on the reasonableness or acceptability of the models that make up the stochastic cash-flow model used to perform the projections, since these restrictions are inherently restrictions on the joint modeling of the hedging and non-

hedging portfolio. To give effect to these requirements, they must apply to the overall investment strategy and investment portfolio.

~~The cost and benefits of hedging instruments that are currently held by the company in support of the contracts falling under the scope of these requirements shall be included in the stochastic cash flow model used to calculate the CTE amount in accordance with Section 2.D (the “model”). If the company is following a clearly defined hedging strategy, the model shall take into account the cost and benefits of hedge positions expected to be held by the company in the future based on the operation of the hedging strategy.~~

5. Before either a new or revised hedging strategy can be used to reduce the amount of the ~~CTE amount stochastic reserve~~ otherwise calculated, the hedging strategy should be in place (i.e., effectively implemented by the company) for at least three months. The company may meet the time requirement by having evaluated the effective implementation of the hedging strategy for at least three months without actually having executed the trades indicated by the hedging strategy (e.g., mock testing or by having effectively implemented the strategy with similar annuity products for at least three months).

~~These requirements do not supersede any statutes, laws or regulations of any state or jurisdiction related to the use of derivative instruments for hedging purposes and should not be used in determining whether a company is permitted to use such instruments in any state or jurisdiction.~~

B. ~~Background~~ Modeling Approaches

1. The analysis of the impact of the hedging strategy on cash flows is typically performed using either one of two types of methods as described below. Although a hedging strategy normally would be expected to reduce risk provisions, the nature of the hedging strategy and the costs to implement the strategy may result in an increase in the amount of the ~~CTE amount stochastic reserve~~ otherwise calculated.
2. The fundamental characteristic of the first type of method, referred to as the “explicit method,” is that ~~all~~ hedging positions, ~~both the currently held positions and those expected to be held in the future, their resulting cash flows~~ are included in the stochastic cash-flow model used to determine the scenario ~~greatest present value reserve~~, as discussed in Section ~~23~~.D, for each scenario.
3. The fundamental characteristic of the second type of method, referred to as the “implicit method,” is that the effectiveness of the current hedging strategy ~~(including currently held hedge positions)~~ on future cash flows is evaluated, in part or in whole, outside of the stochastic cash-flow model. ~~There are multiple ways that this type of modeling can be implemented.~~ In this case, the reduction to the ~~stochastic reserve~~ ~~CTE amount~~ otherwise calculated should be commensurate with the degree of effectiveness of the hedging strategy in reducing accumulated deficiencies otherwise calculated.
4. Regardless of the methodology used by the company, the ultimate effect of the current hedging strategy (including currently held hedge positions) on the ~~CTE amount stochastic reserve~~ needs to recognize all risks, associated costs, imperfections in the hedges and hedging mismatch tolerances associated with the hedging strategy. The risks include, but are not limited to: basis, gap, price, parameter estimation and variation in assumptions (mortality, persistency, withdrawal, annuitization, etc.). Costs include, but are not limited to: transaction, margin (opportunity costs associated with margin requirements) and administration. In addition, the reduction to the ~~CTE amount stochastic reserve~~ attributable to the hedging strategy may need to be limited due to the uncertainty associated with the company’s ability to implement the hedging strategy in a timely and effective manner. The

level of operational uncertainty varies indirectly with the amount of time that the new or revised strategy has been in effect or mock tested.

Guidance Note: No hedging strategy is perfect. A given hedging strategy may eliminate or reduce some but not all risks, transform some risks into others, introduce new risks, or have other imperfections. For example, a delta-only hedging strategy does not adequately hedge the risks measured by the “Greeks” other than delta. Another example is that financial indices underlying typical hedging instruments typically do not perform exactly like the separate account funds, and hence the use of hedging instruments has the potential for introducing basis risk

5. A safe harbor approach is permitted for CDHS reflection for those companies whose modeled hedge assets comprise only linear instruments not sensitive to implied volatility. For companies with option-based hedge strategies, electing this approach would require representing the option-based portion of the strategy as a delta-rho two-Greek hedge program. The normally modeled option portfolio would be replaced with a set of linear instruments that have the same first-order Greeks as the original option portfolio.

~~No hedging strategy is perfect. A given hedging strategy may eliminate or reduce some but not all risks, transform some risks into others, introduce new risks or have other imperfections. For example, a delta only hedging strategy does not adequately hedge the risks measured by the “Greeks” other than delta. Another example is that financial indices underlying typical hedging instruments typically do not perform exactly like the separate account funds, and hence the use of hedging instruments has the potential for introducing basis risk.~~

C. Calculation of ~~CTE Amount~~ Stochastic Reserve (Reported)

1. ~~The company should begin by calculating “CTE amount—shall calculate CTE70 (best efforts)”~~—the results obtained when the ~~CTE amount~~ CTE70 is based on incorporating the ~~hedging strategy~~ CDHS (including both currently held and future hedge positions) into the stochastic cash-flow model on a best efforts basis, including all of the factors and assumptions needed to execute the ~~hedging strategy~~ CDHS (e.g., stochastic implied volatility). ~~The determination of CTE70 (best efforts) may utilize either explicit or implicit modeling techniques.~~

2. The company shall calculate a CTE70 (adjusted) by recalculating the CTE70 assuming the company has no CDHS, therefore following the requirements of Section 4.A.4.a.

3. ~~Because most models will include at least some approximations or idealistic assumptions, CTE amount~~ CTE70 (best efforts) may overstate the impact of the hedging strategy. To compensate for potential overstatement of the impact of the hedging strategy, the value for the stochastic reserve is given by: company shall recalculate the CTE amount assuming the company has no dynamic hedging strategy (i.e., reflect only hedge positions held by the company on the valuation date). The result so obtained is called “CTE amount (adjusted).” In some situations, the determination of CTE amount (adjusted) may include both direct and indirect techniques.

Finally, the reported value for the CTE amount is given by:

$$\text{CTE Amount (reported)} = E \times \text{CTE Amount}$$

$$\text{Stochastic reserve} = \text{CTE70 (best efforts)} + (1 - E) \times \text{CTE Amount (adjusted)} \times \max[0, \text{CTE70 (adjusted)} - \text{CTE70 (best efforts)}]$$

4. The company shall specify a value for E (an “effectiveness” or “error factor”) reflects in the range from 5% to 100% to reflect ~~actuary’s~~ the company’s view as to of the potential error

~~resulting from~~ the level of sophistication of the stochastic cash-flow model and its ability to properly reflect the parameters of the hedging strategy (i.e., the Greeks being covered by the strategy), as well as the associated costs, risks and benefits. ~~E will be no greater than 0.70. As the sophistication of the stochastic cash flow model increases, the value for E increases (i.e.,~~ The greater the ability of the CTE amount (best efforts) stochastic model to capture all risks and uncertainties, the ~~higher-lower~~ the value of E. ~~); If The value of E may be as low as 5% only if the model used to determine the “CTE amount CTE70 (best efforts)” effectively reflects all of the parameters used in the hedging strategy, the value of E may be up to 0.70. If certain economic risks are not hedged, yet the model does not generate scenarios that sufficiently capture those risks, E must be in the lower-higher end of the range. If hedge cash flows are not modeled directly, E will be no reflecting the greater than 0.30. Simplistic likelihood of error. Likewise, simplistic hedge cash-flow models will have shall assume a value of E in the low range between 0.00 and 0.70 higher likelihood of error.~~

5. ~~Additionally,~~ The company shall ~~demonstrate that~~ conduct a formal back-test, based on an analysis of at least the most recent 12 months, ~~to assess how well~~ the model is able to replicate the hedging strategy in a way that ~~justifies supports~~ the determination of the value used for E. ~~A company that does not have 12 months of experience to date shall set E to a value no greater than 0.30.~~

6. Such a back-test shall involve one of the following analyses:

a. ~~For companies that model hedge cash flows directly (“explicit method”), replace the stochastic scenarios used in calculating the CTE70 (best efforts) with a single scenario that represents the market path that actually manifested over the selected back-testing period and compare the projected hedge asset gains and losses against the actual hedge asset gains and losses – both realized and unrealized – observed over the same time period. For this calculation, the model assumptions may be replaced with parameters that reflect actual experience during the back-testing period. In order to isolate the comparison between the modeled hedge strategy and actual hedge results for this calculation, the projected liabilities should accurately reflect the actual liabilities throughout the back-testing period; therefore, adjustments that facilitate this accuracy (e.g. reflecting actual experience instead of model assumptions, including new business, etc.) are permissible.~~

~~To support the choice of a low value of E, the company should ascertain that the projected hedge asset gains and losses are within close range of 100% percent – (e.g., 80 – to 125% percent) – of the actual hedge asset gains and losses. The company may also support the choice of a low value of E by achieving a high R-squared – (e.g., 0.80 or higher) – when using a regression analysis technique.~~

b. ~~For companies that model hedge cash flows implicitly by quantifying the cost and benefit of hedging using the fair value of the hedged item; (an “implicit method”; or “cost of reinsurance method”), calculate the delta, rho, and vega coverage ratios in each month over the selected back-testing period in the following manner:~~

i. ~~Determine the hedge asset gains and losses – both realized and unrealized – incurred over the month attributable to equity, interest rate, and implied volatility movements.~~

ii. ~~Determine the change in the fair value of the hedged item over the month attributable to equity, interest rate, and implied volatility movements. The hedged item should be defined in a manner that reflects the proportion of~~

risks hedged (~~—for example, e.g., if a company elects to hedge 50% of a contract’s market risks, it should quantify the fair value of the hedged item as 50% of the fair value of the contract~~).

- iii. Calculate the delta coverage ratio as the ratio between (ia) and (iib) attributable to equity movements.
 - iv. Calculate the rho coverage ratio as the ratio between (iia) and (iibb) attributable to interest rate movements.
 - v. Calculate the vega coverage ratio as the ratio between (iia) and (iibb) attributable to implied volatility movements.
 - vi. To support the company’s choice of a low value of E, the company should be able to demonstrate that the delta and rho coverage ratios are both within close range of 100 percent (e.g., 80 to 125) percent consistently across the back-testing period.
 - vii. In addition, the company should be able to demonstrate that the vega coverage ratio is within close range of 100 percent in order to use the prevailing implied volatility levels as of the valuation date in quantifying the fair value of the hedged item for the purpose of calculating CTE70 (best efforts). Otherwise, the company shall quantify the fair value of the hedged item for the purpose of calculating CTE70 (best efforts) in a manner consistent with the realized volatility of the scenarios captured in the ~~Conditional Tail Expectation~~ CTE (best efforts).
- c. Companies that do not model hedge cash flows explicitly, but that also do not use the implicit method as outlined in Section 9.C.6.b above, shall conduct the formal back-test in a manner that allows the company to clearly illustrate the appropriateness of the selected method for reflecting the cost and benefit of hedging, as well as the value used for E.
7. A company that does not have 12 months of experience to date shall set E to a value ~~no greater~~ that reflects the amount of experience available, and the degree and nature of any change to the hedge program. -For a material change in strategy, with no history, E should be at least 0.50. However, E may be lower than 0.50 if some reliable experience is available and/or if the change in strategy is a refinement rather than a substantial change in strategy.

Guidance Note: –The following examples are provided as guidance for determining the E factor when there has been a change to the hedge program:

- The error factor should be temporarily large (e.g., $\geq 50\%$) for substantial changes in hedge methodology (e.g., moving from a fair-value based strategy to a stop-loss strategy) where the company has not been able to provide a meaningful simulation of hedge performance based on the new strategy.
- A temporary moderate increase (e.g., 15–30%) in error factor should be used for substantial modifications to hedge programs or CDHS modeling where meaningful simulation has not been created (e.g., adding second-order hedging, such as gamma or rate convexity).
- No increase in the error factor may be used for incremental modifications to the hedge strategy (e.g., adding death benefits to a program that previously covered only living benefits, or moving from swaps to Treasury Department futures).

D. Additional Considerations for CTE70 (best efforts)

If the company is following a CDHS, the fair value of the portfolio of contracts falling within the scope of these requirements shall be computed, and compared to the CTE70 (best efforts) and to CTE70 (adjusted). If the CTE70 (best efforts) is below both the fair value and CTE70 (adjusted), the company should be prepared to explain why that result is reasonable.

For the purposes of this analysis, the stochastic reserves and fair value calculations shall be done without requiring the scenario reserve for any given scenario to be equal to or in excess of the cash surrender value in aggregate for the group of contracts modeled in the projection.

E. Specific Considerations and Requirements

1. As part of the process of choosing a methodology and assumptions for estimating the future effectiveness of the current hedging strategy (including currently held hedge positions) for purposes of reducing the ~~CTE amount stochastic reserve~~, the actuary company should review actual historical hedging effectiveness. The actuary company shall evaluate the appropriateness of the assumptions on future trading, transaction costs, other elements of the model, the strategy, the mix of business and other items that are likely to result in materially adverse results. This includes an analysis of model assumptions that, when combined with the reliance on the hedging strategy, are likely to result in adverse results relative to those modeled. The parameters and assumptions shall be adjusted (based on testing contingent on the strategy used and other assumptions) to levels that fully reflect the risk based on historical ranges and foreseeable future ranges of the assumptions and parameters. If this is not possible by parameter adjustment, the model shall be modified to reflect them at either anticipated experience or adverse estimates of the parameters.

2. A discontinuous hedging strategy is a hedging strategy where the relationships between the sensitivities to equity markets and interest rates (commonly referred to as the Greeks) associated with the guaranteed contract-holder options embedded in the variable annuities and other in-scope products and these same sensitivities associated with the hedging assets are subject to material discontinuities. This includes, but is not limited to, a hedging strategy where material hedging assets will be obtained when the variable annuity account balances reach a predetermined level in relationship to the guarantees. Any hedging strategy, including a delta hedging strategy, can be a discontinuous hedging strategy if implementation of the strategy permits material discontinuities between the sensitivities to equity markets and interest rates associated with the guaranteed contract-holder options embedded in the variable annuities and other in-scope products and these same sensitivities associated with the hedging assets. There may be scenarios that are particularly costly to discontinuous hedging strategies, especially where those result in large discontinuous changes in sensitivities (Greeks) associated with the hedging assets. Where discontinuous hedging strategies contribute materially to a reduction in the ~~CTE amount stochastic reserve~~, the actuary company must evaluate the interaction of future trigger definitions and the discontinuous hedging strategy, in addition to the items mentioned in the previous paragraph. This includes an analysis of model assumptions that, when combined with the reliance on the discontinuous hedging strategy, may result in adverse results relative to those modeled.

3. A strategy that has a strong dependence on acquiring hedging assets at specific times that depend on specific values of an index or other market indicators may not be implemented as precisely as planned.
4. The combination of elements of the stochastic cash-flow model—including the initial actual market asset prices, prices for trading at future dates, transaction costs and other assumptions—should be analyzed by the ~~actuary~~ company as to whether the stochastic cash-flow model permits hedging strategies that make money in some scenarios without losing a reasonable amount in some other scenarios. This includes, but is not limited to:
 - ~~1~~a. Hedging strategies with no initial investment that never lose money in any scenario and in some scenarios make money.
 - ~~2~~b. Hedging strategies that, with a given amount of initial money, never make less than accumulation at the one-period risk-free rates in any scenario but make more than this in one or more scenarios.
5. If the stochastic cash-flow model allows for such situations, the ~~actuary~~ company should be satisfied that the results do not materially rely directly or indirectly on the use of such strategies. ~~In addition, the actuary should disclose the situations and provide supporting documentation as to why the actuary believes the situations are not material for determining the CTE amount.~~ If the results do materially rely directly or indirectly on the use of such strategies, the strategies may not be used to reduce the ~~CTE amount~~ stochastic reserve otherwise calculated.
6. In addition to the above, the method used to determine prices of financial instruments for trading in scenarios should be compared to actual initial market prices. ~~If there are substantial discrepancies, the actuary should disclose the substantial discrepancies and provide supporting documentation as to why the model-based prices are appropriate for determining the CTE amount.~~ In addition to comparisons to initial market prices, there should be testing of the pricing models that are used to determine subsequent prices when scenarios involve trading financial instruments. This testing should consider historical relationships. For example, if a method is used where recent volatility in the scenario is one of the determinants of prices for trading in that scenario, then that model should approximate actual historic prices in similar circumstances in history.

~~E. Certification and Documentation~~

~~The actuary must provide a certification that the values for E , CTE amount (adjusted) and CTE amount (best efforts) were calculated using the process discussed above and that the assumptions used in the calculations were reasonable for the purpose of determining the CTE amount. The actuary shall document the method(s) and assumptions (including data) used to determine CTE amount (adjusted) and CTE amount (best efforts) and maintain adequate documentation as to the methods, procedures and assumptions used to determine the value of E .~~

~~The actuary must provide a certification as to whether the clearly defined hedging strategy is fully incorporated into the stochastic cash flow model and any supplementary analysis of the impact of the hedging strategy on the CTE amount. The actuary must document the extent to which elements of the hedging strategy (e.g., time between portfolio rebalancing) are not fully incorporated into the stochastic cash flow model and any supplementary analysis to determine the impact, if any. In addition, the actuary must provide a certification and maintain documentation to support the certification that the hedging strategy designated as the clearly defined hedging strategy meets the requirements of a clearly defined hedging strategy, including that the implementation of the hedging strategy in the stochastic cash flow model and any supplementary analysis does not include~~

~~knowledge of events that occur after any action dictated by the hedging strategy (i.e., the model cannot use information about the future that would not be known in actual practice).~~

~~A financial officer of the company (e.g., chief financial officer [CFO], treasurer or chief investment officer [CIO]) or a person designated by them who has direct or indirect supervisory authority over the actual trading of assets and derivatives must certify that the hedging strategy meets the definition of a clearly defined hedging strategy and that the clearly defined hedging strategy is the hedging strategy being used by the company in its actual day-to-day risk mitigation efforts.~~

Section 10: Certification Requirements

A. Management Certification

~~Management must provide signed and dated written representations as part of the valuation documentation that the valuation appropriately reflects management's intent and ability to carry out specific courses of actions on behalf of the entity where such is relevant to the valuation.~~

B. Actuarial Certification

1. General Description

~~The certification shall be provided by a qualified actuary and consist of at least the following:~~

- ~~a. A paragraph identifying the actuary and his or her qualifications.~~
- ~~b. A scope paragraph identifying the reserves as of the valuation date for contracts included in the certification categorized by the approaches used to determine the reserves (e.g., Alternative Methodology, projections, standard scenario).~~
- ~~e. A reliance paragraph describing those areas, if any, where the certifying actuary has relied on other experts:

 - ~~i. A reliance statement from each of those relied on should accompany the certification.~~
 - ~~ii. The reliance statements should note the information being provided and a statement as to the accuracy, completeness or reasonableness, as applicable, of the information.~~~~
- ~~d. A paragraph certifying that the reserve was calculated in accordance with the principles and these requirements.~~
- ~~e. A paragraph certifying that the assumptions used for these calculations are prudent estimate assumptions for the products, scenarios and purpose being tested.~~
- ~~f. A paragraph stating that the qualified actuary is not opining on the adequacy of the company's surplus or its future financial condition.~~

C. Supporting Memorandum

1. General Description

~~A supporting memorandum shall be created to document the methodology and assumptions used to determine the aggregate reserve. The information shall include the comparison of~~

~~the standard scenario amount to the CTE amount required by Section 2.A in the determination of the aggregate reserve.~~

~~2. Alternative Methodology Using Published Factors~~

~~a. If a seriatim approach was not used, disclose how contracts were grouped.~~

~~b. Disclosure of assumptions to include:~~

~~i. Component CA~~

~~a) Mapping to prescribed asset categories.~~

~~b) Lapse and withdrawal rates.~~

~~ii. Component FE~~

~~a) Determination of fixed dollar costs and revenues.~~

~~b) Lapse and withdrawal rates.~~

~~e) Inflation rates.~~

~~iii. Component GC~~

~~a) Disclosure of contract features and how the company mapped the contract form to those forms covered by the Alternative Methodology factors.~~

~~1) Product definition — If not conservatively assigned to a published factor, company specific factors or stochastic modeling is required.~~

~~2) Partial withdrawal provision.~~

~~3) Fund class — Disclose the process used to determine the single asset class that best represents the exposure for a contract. If individual funds are mapped into prescribed categories, the process used to map the individual funds should be disclosed.~~

~~4) Attained age.~~

~~5) Contract duration.~~

~~6) Ratio of account value to guaranteed value.~~

~~7) Annualized account charge differential from base assumption.~~

~~b) Derivation of equivalent account charges.~~

~~e) Derivation of margin offset.~~

~~d) Disclosure of interpolation procedures and confirmation of node determination.~~

- ~~e. Disclosure, if applicable, of reinsurance that exists and how it was handled in applying published factors (for some reinsurance, creation of company specific factors or stochastic modeling may be required) and discuss how reserves before reinsurance were determined.~~
- ~~3. Alternative Factors Based on Company Specific Factors~~
 - ~~a. Disclosure of requirements consistent with published factors, as noted in Section 10.C.2.~~
 - ~~b. Stochastic analysis supporting adjustments to published factors should be fully documented. This analysis needs to be submitted when initially used and be available upon request in subsequent years. Adjustments may include:
 - ~~i. Contract design.~~
 - ~~ii. Risk mitigation strategy (excluding hedging).~~
 - ~~iii. Reinsurance.~~~~
- ~~4. Stochastic Modeling~~
 - ~~a. Assets
 - ~~i. Description, including type and quality.~~
 - ~~ii. Investment and disinvestment assumptions.~~
 - ~~iii. Description of assets used at the start of the projection.~~
 - ~~iv. Source of asset data.~~
 - ~~v. Asset valuation basis.~~
 - ~~vi. Documentation of assumptions:
 - ~~a) Default costs.~~
 - ~~b) Prepayment functions.~~
 - ~~c) Market value determination.~~
 - ~~d) Yield on assets acquired.~~
 - ~~e) Mapping and grouping of funds to modeled asset classes.~~~~
 - ~~vii. Hedging strategy:
 - ~~a) Documentation of strategy.~~
 - ~~b) Identification of current positions.~~
 - ~~c) Description of how strategy was incorporated into modeling:
 - ~~1) Basis risk, gap risk, price risk and assumption risk.~~~~~~~~

- ~~2) Methods and criteria used to estimate the a priori effectiveness of the hedging strategy.~~
- ~~d) Documentation required for specific consideration raised in Section 9.D.~~
- ~~e) Documentation and certification required by Section 9.E.~~
- ~~b. Liabilities~~
 - ~~i. Product descriptions.~~
 - ~~ii. Source of liabilities.~~
 - ~~iii. Grouping of contracts.~~
 - ~~iv. Reserve method and modeling (e.g., working reserves were set to CSV).~~
 - ~~v. Investment reserves.~~
 - ~~vi. The handling of reinsurance in the models, including how reserves gross of reinsurance were modeled.~~
 - ~~vii. Documentation of assumptions (i.e., list assumptions, discuss the sources and the rationale for using the assumptions):~~
 - ~~a) Premiums and subsequent deposits.~~
 - ~~b) Withdrawal, lapse and termination rates.~~
 - ~~1) Partial withdrawal (including treatment of dollar for dollar offsets on GMDBs and VAGLBs, and required minimum distributions).~~
 - ~~2) Lapses/surrenders.~~
 - ~~e) Crediting strategy.~~
 - ~~d) Mortality.~~
 - ~~e) Annuitization rates.~~
 - ~~f) Income purchase rates.~~
 - ~~g) GMIB and GMWB utilization rates.~~
 - ~~h) Commissions.~~
 - ~~i) Expenses.~~
 - ~~j) Persistency bonuses.~~
 - ~~k) Investment/fund choice.~~
 - ~~l) Revenue sharing.~~
 - ~~m) Asset allocation, rebalancing and transfer assumptions.~~

- 1) ~~Dollar cost averaging.~~
 - viii. ~~The section showing the assumptions used for lapse and utilization assumptions for contracts with guaranteed living benefits in the development of the CTE amount, as described in Section 11.G.~~
 - e. ~~Scenarios~~
 - i. ~~Description of scenario generation for interest rates and equity returns.~~
 - a) ~~Disclosure of the number "n" of scenarios used and the methods used to determine the sampling error of the CTE (70) statistic when using "n" scenarios.~~
 - b) ~~Time step of model (e.g., monthly, quarterly, annual).~~
 - c) ~~Correlation of fund returns.~~
 - ii. ~~Calibration.~~
 - a) ~~Gross wealth ratios for equity funds.~~
 - 1) ~~Disclosure of adjustments to model parameters, if any.~~
 - 2) ~~Disclosure of one year, five year and 10 year wealth factors, as well as mean and standard deviation.~~
 - b) ~~Consistency of other funds to equity funds.~~
 - c) ~~Correlation between all funds.~~
 - d) ~~Estimate of market return volatility assumptions underlying the generated scenarios compared to actual observed volatility underlying market values.~~
 - iii. ~~Extent of use of prepackaged scenarios and support for mapping variable accounts to proxy funds.~~
 - d. ~~Description and results of sensitivity tests performed. At the request of the domiciliary commissioner, the company shall provide a sensitivity test showing an estimate of the impact of the market return volatility assumption when market volatility is materially higher than assumed in the generated scenarios.~~
 - e. ~~Documentation of all material changes in the model or assumptions from that used previously and the estimated impact of such changes. This documentation, or a summary of this documentation, shall be included in an executive summary or some other prominent place in the memorandum.~~
 - f. ~~A description of the methods used to validate the model and a summary of the results of the validation testing.~~
5. ~~Standard Scenario~~
 - a. ~~For the amounts in b, c and d below, report the basic adjusted reserve in Section 5.C.2.b.i, the projection requirements in Section 5.C.2.b.ii, the value of aggregate reinsurance in Section 5.C.4.a, the value of hedges in Section 5.C.4.b, the total~~

~~allocation of the value of approved hedges and aggregate reinsurance in Section 5.C.2.b.iii, and the standard scenario reserve.~~

- ~~b. Report the standard scenario amount as of the valuation date.~~
- ~~c. If applicable, report the standard scenario amount on the in force prior to the valuation date that was used to project the reserve requirements to the valuation date.~~
- ~~d. If applicable, report the standard scenario amount on the model office used to represent the in force.~~
- ~~e. Discuss modifications, if any, in the application of the standard scenario requirements to produce the amounts in b, c and d above.~~
- ~~f. Document any assumptions, judgments or procedures not prescribed in the standard scenario method or in these requirements that are used to produce the standard scenario amount.~~
- ~~g. If applicable, provide documentation of approval by the insurance commissioner to use the basic reserve as the standard scenario amount.~~
- ~~h. Document the company's calculation of DR.~~
- ~~i. Document the allocation of funds to equity, bond, balanced and fixed classes.~~
- ~~j. Provide a statement by the actuary that none of the reinsurance treaties included in the standard scenario serve solely to reduce the calculated standard scenario reserve without also reducing risk on scenarios similar to those used to determine the CTE reserve. This should be accompanied by a description of any reinsurance treaties that have been excluded from the standard scenario along with an explanation of why the treaty was excluded.~~

Section 110: Contract-Holder Behavior Assumptions

A. General

Contract-holder behavior assumptions encompass actions such as lapses, withdrawals, transfers, recurring deposits, benefit utilization, option election, etc. Contract-holder behavior is difficult to predict accurately, and variance in behavior assumptions can significantly affect the results. In the absence of relevant and fully credible empirical data, the actuary-company should set behavior assumptions ~~on the conservative end of the plausible spectrum (consistent with the definition of prudent estimate)~~ as guided by Principle 3 in Section 1.B.

In setting behavior assumptions, the actuary-company should examine, but not be limited by, the following considerations:

1. Behavior can vary by product, market, distribution channel, fund performance, time/product duration, etc.
2. Options embedded in the product may affect behavior.
3. Options-Utilization of options may be elective or non-elective in nature. Living benefits often are elective, and death benefit options are generally non-elective.
4. Elective contract-holder options may be more driven by economic conditions than non-

elective options.

5. As the value of a product option increases, there is an increased likelihood that contract holders will behave in a manner that maximizes their financial interest (e.g., lower lapses, higher benefit utilization, etc.).
6. Behavior formulas may have both rational and irrational components (irrational behavior is defined as situations where some contract holders may not always act in their best financial interest). The rational component should be dynamic, but the concept of rationality need not be interpreted in strict financial terms and might change over time in response to observed trends in contract-holder behavior based on increased or decreased financial efficiency in exercising their contractual options.
7. Options that are ancillary to the primary product features may not be significant drivers of behavior. Whether an option is ancillary to the primary product features depends on many things, such as:
 - a. For what purpose was the product purchased?
 - b. Is the option elective or non-elective?
 - c. Is the value of the option well-known?
8. External influences, ~~including emergence of viatical/life settlement companies,~~ may affect behavior.

B. Aggregate vs. Individual Margins

1. ~~As noted in Section 1.E.2.i, prudent estimate assumptions are developed by applying a margin for uncertainty to the anticipated experience assumption. The issue of whether the level of the margin applied to the anticipated experience assumption is determined in aggregate or independently for each and every behavior assumption is discussed in Principle 3 in Section 1.B., which states:~~

~~“The choice of a conservative estimate for each assumption may result in a distorted measure of the total risk. Conceptually, the choice of assumptions and the modeling decisions should be made so that the final result approximates what would be obtained for the CTE amount at the required CTE level if it were possible to calculate results over the joint distribution of all future outcomes. In applying this concept to the actual calculation of the CTE amount, the actuary should be guided by evolving practice and expanding knowledge base in the measurement and management of risk.”~~

2. Although this principle discusses the concept of determining the level of margins in aggregate, it notes that the application of this concept shall be guided by evolving practice and expanding knowledge. From a practical standpoint, it may not always be possible to completely apply this concept to determine the level of margins in aggregate for all behavior assumptions.
3. Therefore, the ~~actuary company~~ shall determine prudent estimate assumptions independently for each behavior (e.g., mortality lapses and benefit utilization), using the requirements and guidance in this section and throughout these requirements, unless the ~~actuary company~~ can demonstrate that an appropriate method was used to determine the level of margin in aggregate for two or more behaviors.

C. Sensitivity Testing

The impact of behavior can vary by product, time period, etc. Sensitivity testing of assumptions is required and shall be more complex than, for example, base lapse assumption minus 1% across all contracts. A more appropriate sensitivity test in this example might be to devise parameters in a dynamic lapse formula to reflect more out-of-the-money contracts lapsing and/or more holders of in-the-money contracts persisting and eventually using the guarantee. The actuary-company should apply more caution in setting assumptions for behaviors where testing suggests that stochastic modeling results are sensitive to small changes in such assumptions. For such sensitive behaviors, the actuary-company shall use higher margins when the underlying experience is less than fully relevant and credible.

D. Specific Considerations and Requirements

1. Within materiality considerations, the actuary-company should consider all relevant forms of contract-holder behavior and persistency, including, but not limited to, the following:
 - a. Mortality (additional guidance and requirements regarding mortality is contained in Section 4211).
 - b. Surrenders.
 - c. Partial withdrawals (systematic and elective).
 - d. Fund transfers (switching/exchanges).
 - e. Resets/ratchets of the guaranteed amounts (automatic and elective).
 - f. Future deposits.
2. It may be acceptable to ignore certain items that might otherwise be explicitly modeled in an ideal world, particularly if the inclusion of such items reduces the calculated provisions. For example:
 - a. The impact of fund transfers (intra-contract fund “switching”) might be ignored, unless required under the terms of the contract (e.g., automatic asset re-allocation/rebalancing, dollar cost averaging accounts, etc.).
 - b. Future deposits might be excluded from the model, unless required by the terms of the contracts under consideration and then only in such cases where future premiums can reasonably be anticipated (e.g., with respect to timing and amount).
3. However, the actuary-company should exercise caution in assuming that current behavior will be indefinitely maintained. For example, it might be appropriate to test the impact of a shifting asset mix and/or consider future deposits to the extent they can reasonably be anticipated and increase the calculated amounts.
4. Normally, the underlying model assumptions would differ according to the attributes of the contract being valued. This would typically mean that contract-holder behavior and persistency may be expected to vary according to such characteristics as (this is not an exhaustive list):
 - a. Gender.
 - b. Attained age.
 - c. Issue age.

- d. Contract duration.
 - e. Time to maturity.
 - f. Tax status.
 - g. Fund value.
 - h. Investment option.
 - i. Guaranteed benefit amounts.
 - j. Surrender charges, transaction fees or other contract charges.
 - k. Distribution channel.
5. Unless there is clear evidence to the contrary, behavior assumptions should be no less conservative than past experience. Margins for contract-holder behavior assumptions shall assume, without relevant and credible experience or clear evidence to the contrary, that contract-holders' efficiency will increase over time.
6. In determining contract-holder behavior assumptions, the company shall use actual experience data directly applicable to the business segment (i.e., direct data) if it is available. In the absence of direct data, the company should then look to use data from a segment that ~~are-is~~ similar to the business segment (i.e., other than direct experience), whether or not the segment is directly written by the company. If data from a similar business segment are used, the assumption shall be adjusted to reflect differences between the two segments. Margins shall reflect the data uncertainty associated with using data from a similar but not identical business segment. ~~The actuary shall document any significant similarities or differences between the two business segments, the data quality of the similar business segment, and the adjustments and the margins applied.~~
7. Where relevant and fully credible empirical data do not exist for a given contract-holder behavior assumption, the ~~actuary-company~~ shall set the contract-holder behavior assumption to reflect the increased uncertainty such that the contract-holder behavior assumption is shifted towards the conservative end of the plausible range of expected experience that serves to increase the ~~aggregate-stochastic~~ reserve. If there are no relevant data, the ~~actuary-company~~ shall set the contract-holder behavior assumption to reflect the increased uncertainty such that the contract-holder behavior assumption is at the conservative end of the range. Such adjustments shall be consistent with the definition of prudent estimate, with the principles described in Section 1.B., and with the guidance and requirements in this section.
8. Ideally, contract-holder behavior would be modeled dynamically according to the simulated economic environment and/or other conditions. It is important to note, however, that contract-holder behavior should neither assume that all contract holders act with 100% efficiency in a financially rational manner nor assume that contract holders will always act irrationally. ~~These extreme assumptions may be used for modeling efficiency if the result is more conservative.~~
- E. Dynamic Assumptions
1. Consistent with the concept of prudent estimate assumptions described earlier, the liability model should incorporate margins for uncertainty for all risk factors that are not dynamic

(i.e., the non-scenario tested assumptions) and are assumed not to vary according to the financial interest of the contract holder.

2. The ~~actuary company~~ should exercise care in using static assumptions when it would be more natural and reasonable to use a dynamic model or other scenario-dependent formulation for behavior. With due regard to considerations of materiality and practicality, the use of dynamic models is encouraged, but not mandatory. Risk factors that are not scenario tested but could reasonably be expected to vary according to a stochastic process, or future states of the world (especially in response to economic drivers) may require higher margins and/or signal a need for higher margins for certain other assumptions.
3. Risk factors that are modeled dynamically should encompass the plausible range of behavior consistent with the economic scenarios and other variables in the model, including the non-scenario tested assumptions. The ~~actuary company~~ shall test the sensitivity of results to understand the materiality of making alternate assumptions and follow the guidance discussed above on setting assumptions for sensitive behaviors.

F. Consistency with the CTE Level

1. All behaviors (i.e., dynamic, formulaic and non-scenario tested) should be consistent with the scenarios used in the CTE calculations (generally, the ~~approximately top one-third~~ 30% of the loss distribution). To maintain such consistency, it is not necessary to iterate (i.e., successive runs of the model) in order to determine exactly which scenario results are included in the CTE measure. Rather, in light of the products being valued, the ~~actuary company~~ should be mindful of the general characteristics of those scenarios likely to represent the tail of the loss distribution and consequently use prudent estimate assumptions for behavior that are reasonable and appropriate in such scenarios. For variable annuities, these “valuation” scenarios would typically display one or more of the following attributes:
 - a. Declining and/or volatile separate account asset values.
 - b. Market index volatility, price gaps and/or liquidity constraints.
 - c. Rapidly changing interest rates.
2. The behavior assumptions should be logical and consistent both individually and in aggregate, especially in the scenarios that govern the results. In other words, the ~~actuary company~~ should not set behavior assumptions in isolation, but give due consideration to other elements of the model. The interdependence of assumptions (particularly those governing customer behaviors) makes this task difficult and by definition requires professional judgment, but it is important that the model risk factors and assumptions:
 - a. Remain logically and internally consistent across the scenarios tested.
 - b. Represent plausible outcomes.
 - c. Lead to appropriate, but not excessive, asset requirements.
4. The ~~actuary company~~ should remember that the continuum of “plausibility” should not be confined or constrained to the outcomes and events exhibited by historic experience.
5. Companies should attempt to track experience for all assumptions that materially affect their risk profiles by collecting and maintaining the data required to conduct credible and meaningful studies of contract-holder behavior.

G. Additional Considerations and Requirements for Assumptions Applicable to Guaranteed Living Benefits

Experience for contracts without guaranteed living benefits may be of limited use in setting a lapse assumption for contracts with in-the-money or at-the-money guaranteed living benefits. Such experience may only be used if it is appropriate (e.g., lapse experience on contracts without a living benefit may have relevance to the early durations of contracts with living benefits) and relevant to the business ~~and is accompanied by documentation that clearly demonstrates the relevance of the experience, as discussed in the following paragraph.~~

~~The supporting memorandum required by Section 10 shall include a separately identifiable section showing the assumptions used for lapse and utilization assumptions for contracts with guaranteed living benefits in the development of the CTE amount. This section shall be considered part of the supporting memorandum and shall show the formulas used to set the assumptions and describe the key parameters affecting the level of the assumption (e.g., age, duration, in the moneyness, during and after the surrender charge period). The section shall include a summary that shows the lapse and utilization rates that result from various combinations of the key parameters. The section shall show any experience data used to develop the assumptions and describe the source, relevance and credibility of that data. If relevant and credible data were not available, the section should discuss how the assumption is consistent with the requirement that the assumption is to be on the conservative end of the plausible range of expected experience. The section also shall discuss the sensitivity tests performed to support the assumption. This separately identifiable section shall be made available on a stand alone basis if requested by the domiciliary commissioner. If it is requested, the section shall have the same confidential status as the supporting memorandum and the actuarial memorandum supporting the actuarial opinion, as discussed in Section 4.C.2.~~

~~Regarding lapse assumptions for contracts with guaranteed living benefits, the section shall include, at a minimum, the following:~~

- ~~1. Actual to expected lapses on two bases, where "expected" equals one of the following:

 - ~~a. Prudent estimate assumptions used in the development of the CTE amount.~~
 - ~~b. The assumptions used in the standard scenario.~~~~
- ~~2. The lapse assumptions used in the development of CTE amount and corresponding actual experience separated by:

 - ~~a. Logical blocks of business (based on company's assessment).~~
 - ~~b. Duration. (At a minimum, this should show during the surrender charge period vs. after the surrender charge period.)~~
 - ~~c. In the moneyness (consistent with how dynamic assumptions are determined).~~
 - ~~d. Age (to the extent age affects the election of benefits lapse).~~~~

~~This data shall be separated by experience incurred in the following periods:~~

- ~~i. In the past year.~~
- ~~ii. In the past three years.~~
- ~~iii. All years.~~

Section 4211: ~~Specific~~ Guidance and Requirements for Setting Prudent Estimate Mortality Assumptions

A. Overview

1. Intent

The guidance and requirements in this section apply ~~to~~ setting prudent estimate mortality assumptions when determining ~~the CTE amount (whether using projections either the stochastic reserve or the reserve for any contracts determined using the Alternative Methodology)~~. The intent is for prudent estimate mortality assumptions to be based on facts, circumstances and appropriate actuarial practice, with only a limited role for unsupported actuarial judgment. (Where more than one approach to appropriate actuarial practice exists, the ~~actuary~~ company should select the practice that the ~~actuary~~ company deems most appropriate under the circumstances.)

2. Description

Prudent estimate mortality assumptions ~~are shall be~~ determined by first developing expected mortality curves based on either available experience or published tables. Where necessary, margins ~~are shall be~~ applied to the experience to reflect data uncertainty. The expected mortality curves ~~are shall then be~~ adjusted based on the credibility of the experience used to determine the expected mortality curve. Section 4211.B addresses guidance and requirements for determining expected mortality curves, and Section 4211.C addresses guidance and requirements for adjusting the expected mortality curves to determine prudent estimate mortality.

Finally, the credibility-adjusted tables shall be adjusted for mortality improvement (where such adjustment is permitted or required) using the guidance and requirements in Section 4211.D.

3. Business Segments

For purposes of setting prudent estimate mortality assumptions, the products falling under the scope of these requirements shall be grouped into business segments with different mortality assumptions. The grouping, at a minimum, should differentiate whether the contracts contain either VAGLBs or do not, where the no-VAGLB segments would include both contracts with no guaranteed benefits or and contracts with only GMDBs. The grouping should also generally follow the pricing, marketing, management and/or reinsurance programs of the company. ~~Where less refined segments are used for setting the mortality assumption than is used in business management, the documentation should address the impact, if material, of the less refined segmentation on the resulting reserves.~~

4. Margin for Data Uncertainty

The expected mortality curves that are determined in Section 4211.B may need to include a margin for data uncertainty. The margin could be in the form of an increase or a decrease in mortality, depending on the business segment under consideration. The margin shall be applied in a direction (i.e., increase or decrease in mortality) that results in a higher reserve. A sensitivity test may be needed to determine the appropriate direction of the provision for uncertainty to mortality. The test could be a prior year mortality sensitivity analysis of the business segment or an examination of current representative cells of the segment.

For purposes of this section, if mortality must be increased (decreased) to provide for uncertainty, the business segment is referred to as a plus (minus) segment.

It may be necessary, because of a change in the mortality risk profile of the segment, to reclassify a business segment from a plus (minus) segment to a minus (plus) segment to the extent compliance with this section requires such a reclassification.

B. Determination of Expected Mortality Curves

1. Experience Data

In determining expected mortality curves, the company shall use actual experience data directly applicable to the business segment (i.e., direct data) if it is available. In the absence of direct data, the company should then look to use data from a segment that is similar to the business segment (i.e., other than direct experience). See Section 4211.B.2. for additional considerations. Finally, if there is no data, the company shall use the applicable table, as required in Section 4211.B.3.

2. Data Other Than Direct Experience

~~If expected mortality curves for a segment are being determined using data from a similar business segment (whether or not directly written by the company), the actuary shall document any similarities or differences between the two business segments (e.g., type of underwriting, marketing channel, average policy size, etc.). The actuary also shall document the data quality of the mortality experience of the similar business. Adjustments shall be applied to the data to reflect differences between the business segments, and margins shall be applied to the adjusted expected mortality curves to reflect the data uncertainty associated with using data from a similar but not identical business segment. The actuary shall document the adjustments and the margins applied.~~

To the extent the mortality of a business segment is reinsured, any mortality charges that are consistent with the company's own pricing and applicable to a substantial portion of the mortality risk also may be a reasonable starting point for the determination of the company's expected mortality curves. ~~The actuary shall document the application of such reinsurance charges and how they were used to set the company's expected mortality curves for the segment.~~

3. No Data Requirements

When little or no experience or information is available on a business segment, the company shall use expected mortality curves that would produce expected deaths no less than ~~using 100% of the 1994 Variable Annuity MGDB Mortality Table for a plus segment~~ the appropriate percentage (F_x) from Table 1 of the 2012 IAM Basic Table with Projection Scale G2 for contracts with no VAGLBs and expected deaths no greater than ~~100% of the appropriate percentage (F_x) from Table 1 of the Annuity 2000-2012 IAM Basic Mortality Table for a minus segment with Projection Scale G2 for contracts with VAGLBs.~~ If mortality experience on the business segment is expected to be atypical (e.g., demographics of target markets are known to have higher [lower] mortality than typical), these "no data" mortality requirements may not be adequate.

$$q_x^{2012+n} = q_x^{2012}(1 - G2_x)^n * F_x$$

Table 11.1

Attained Age (x)	F_x for VA with GLB	F_x for All Other
------------------	-----------------------	---------------------

Requirements for Principle-Based Reserves for Variable Annuities

VM-21

<u><=65</u>	<u>80.0%</u>	<u>100.0%</u>
<u>66</u>	<u>81.5%</u>	<u>102.0%</u>
<u>67</u>	<u>83.0%</u>	<u>104.0%</u>
<u>68</u>	<u>84.5%</u>	<u>106.0%</u>
<u>69</u>	<u>86.0%</u>	<u>108.0%</u>
<u>70</u>	<u>87.5%</u>	<u>110.0%</u>
<u>71</u>	<u>89.0%</u>	<u>112.0%</u>
<u>72</u>	<u>90.5%</u>	<u>114.0%</u>
<u>73</u>	<u>92.0%</u>	<u>116.0%</u>
<u>74</u>	<u>93.5%</u>	<u>118.0%</u>
<u>75</u>	<u>95.0%</u>	<u>120.0%</u>
<u>76</u>	<u>96.5%</u>	<u>119.0%</u>
<u>77</u>	<u>98.0%</u>	<u>118.0%</u>
<u>78</u>	<u>99.5%</u>	<u>117.0%</u>
<u>79</u>	<u>101.0%</u>	<u>116.0%</u>
<u>80</u>	<u>102.5%</u>	<u>115.0%</u>
<u>81</u>	<u>104.0%</u>	<u>114.0%</u>
<u>82</u>	<u>105.5%</u>	<u>113.0%</u>
<u>83</u>	<u>107.0%</u>	<u>112.0%</u>
<u>84</u>	<u>108.5%</u>	<u>111.0%</u>
<u>85</u>	<u>110.0%</u>	<u>110.0%</u>
<u>86</u>	<u>110.0%</u>	<u>110.0%</u>
<u>87</u>	<u>110.0%</u>	<u>110.0%</u>
<u>88</u>	<u>110.0%</u>	<u>110.0%</u>
<u>89</u>	<u>110.0%</u>	<u>110.0%</u>
<u>90</u>	<u>110.0%</u>	<u>110.0%</u>
<u>91</u>	<u>110.0%</u>	<u>110.0%</u>
<u>92</u>	<u>110.0%</u>	<u>110.0%</u>
<u>93</u>	<u>110.0%</u>	<u>110.0%</u>
<u>94</u>	<u>110.0%</u>	<u>110.0%</u>
<u>95</u>	<u>110.0%</u>	<u>110.0%</u>
<u>96</u>	<u>109.0%</u>	<u>109.0%</u>
<u>97</u>	<u>108.0%</u>	<u>108.0%</u>
<u>98</u>	<u>107.0%</u>	<u>107.0%</u>
<u>99</u>	<u>106.0%</u>	<u>106.0%</u>
<u>100</u>	<u>105.0%</u>	<u>105.0%</u>
<u>101</u>	<u>104.0%</u>	<u>104.0%</u>
<u>102</u>	<u>103.0%</u>	<u>103.0%</u>
<u>103</u>	<u>102.0%</u>	<u>102.0%</u>
<u>104</u>	<u>101.0%</u>	<u>101.0%</u>
<u>>=105</u>	<u>100.0%</u>	<u>100.0%</u>

4. Additional Considerations Involving Data

The following considerations shall apply to mortality data specific to the business segment for which assumptions are being determined (i.e., direct data discussed in Section ~~4211.B.1~~ or other than direct data discussed in Section ~~4211.B.2~~).

a. Underreporting of Deaths

Mortality data shall be examined for possible underreporting of deaths. Adjustments shall be made to the data if there is any evidence of underreporting. Alternatively, exposure by lives or amounts on contracts for which death benefits were in the money may be used to determine expected mortality curves. Underreporting on such exposures should be minimal; however, this reduced subset of data will have less credibility.

b. Experience by Contract Duration

Experience of a plus segment shall be examined to determine if mortality by contract duration increases materially due to selection at issue. In the absence of information, the ~~actuary-company~~ shall assume that expected mortality will increase by contract duration for an appropriate select period. As an alternative, if the ~~actuary-company~~ determines that mortality is affected by selection, the ~~actuary-company~~ could apply margins to the expected mortality in such a way that the actual mortality modeled does not depend on contract duration.

c. Modification and Relevance of Data

Even for a large company, the quantity of life exposures and deaths are such that a significant amount of smoothing may be required to determine expected mortality curves from mortality experience. Expected mortality curves, when applied to the recent historic exposures (e.g., three to seven years), should not result in an estimate of aggregate number of deaths less (greater) than the actual number deaths during the exposure period for plus (minus) segments. ~~If this condition is not satisfied, the actuary must document the rationale in support of using expected mortality that differs from recent mortality experience.~~

In determining expected mortality curves (and the credibility of the underlying data), older data may no longer be relevant. The “age” of the experience data used to determine expected mortality curves should be documented. ~~There should be commentary in the documentation on the relevance of the data (e.g., any actual and expected changes in markets, products and economic conditions over the historic and projected experience).~~

d. Other Considerations

In determining expected mortality curves, consideration should be given to factors that include, but are not limited to, trends in mortality experience, trends in exposure, volatility in year-to-year A/E mortality ratios, mortality by lives relative to mortality by amounts, changes in the mix of business and product features that could lead to mortality selection.

~~5. Documentation Requirements~~

~~a. All Segments~~

~~The documentation should include any material considerations necessary to understand the development of mortality assumptions for the statutory valuation~~

~~even if such considerations are not explicitly mentioned in this section. The documentation should be explicit when material judgments were required and such judgments had to be made without supporting historic experience.~~

~~The documentation shall:~~

- ~~i. Explain the rationale for the grouping of contracts into different segments for the determination of mortality assumptions, and characterize the type and quantity of business that constitute each segment.~~
- ~~ii. Describe how each segment was determined to be a plus or minus segment.~~
- ~~iii. Summarize any mortality studies used to support mortality assumptions, quantify the exposures and corresponding deaths, describe the important characteristics of the exposures, and comment on unusual data points or trends.~~
- ~~iv. Document the age of the experience data used to determine expected mortality curves, and comment on the relevance of the data.~~
- ~~v. Document the mathematics used to adjust mortality based on credibility, and summarize the result of applying credibility to the mortality segments.~~
- ~~vi. Discuss any assumptions made on mortality improvements, the support for such assumptions and how such assumptions adjusted the modeled mortality.~~
- ~~vii. Describe how the expected mortality curves compare to recent historic experience, and comment on any differences.~~
- ~~viii. Discuss how the mortality assumptions are consistent with the goal of achieving the required CTE level over the joint distribution of all future outcomes, in keeping with Principle 3.~~

~~If the study was done on a similar business segment, identify the differences in the business segment on which the data were gathered and the business segment on which the data were used to determine mortality assumptions for the statutory valuation. Describe how these differences were reflected in the mortality used in modeling.~~

~~If mortality assumptions for the statutory valuation were based in part on reinsurance rates, document how the rates were used to set expected mortality (e.g., assumptions made on loadings in the rates and/or whether the assuming company provided their expected mortality and the rationale for their assumptions).~~

~~b. Plus Segments~~

~~For a plus segment, the documentation also shall discuss the examination of the mortality data for the underreporting of deaths and experience by duration, and describe any adjustments that were made as a result of the examination.~~

~~e. Minus Segments~~

~~For a minus segment, the documentation also shall discuss how the mortality deviations on minus segments compare to those on any plus segments. To the extent the overall margin is reduced, the documentation should include support for this assumption.~~

C. Adjustment for Credibility to Determine Prudent Estimate Mortality

1. Adjustment for Credibility

The expected mortality curves determined in Section ~~421~~.B shall be adjusted based on the credibility of the experience used to determine the curves in order to arrive at prudent estimate mortality. The adjustment for credibility shall result in blending the expected mortality curves with a mortality table consistent with a statutory valuation mortality table. ~~For a plus segment contracts with no VAGLBs, the table shall be consistent with 100% of the 1994 Variable Annuity MGDB Table the appropriate percentage (F_x) from Table 1 of the 2012 IAM Basic Table with Projection Scale G2; and (or a more recent mortality table adopted by the NAIC to replace this table). For a minus segment for contracts with VAGLBs, the table shall be consistent with 100% the appropriate percentage (F_x) from Table 1 of the 2000 Annuity-2012 IAM Basic Mortality Table (or a more recent mortality table adopted by the NAIC to replace that table) with Projection Scale G2.~~ The approach used to adjust the curves shall suitably account for credibility.

Guidance Note: For example, when credibility is zero, an appropriate approach should result in a mortality assumption consistent with 100% of the statutory valuation mortality table used in the blending.

2. Adjustment of Statutory Valuation Mortality for Improvement

For purposes of the adjustment for credibility, the statutory valuation mortality table for a plus segment may be and the statutory valuation mortality table for a minus segment must be adjusted for mortality improvement. Such adjustment shall reflect Projection Scale G2 ~~applicable published industrywide experience~~ from the effective date of the respective statutory valuation mortality table to the experience weighted average date underlying the data used to develop the expected mortality curves (discussed in Section ~~421~~.B).

3. Credibility Procedure

The credibility procedure used shall:

- a. Produce results that are reasonable ~~in the professional judgment of the actuary.~~
- b. Not tend to bias the results in any material way.
- c. Be practical to implement.
- d. Give consideration to the need to balance responsiveness and stability.
- e. Take into account not only the level of aggregate claims but the shape of the mortality curve.
- f. Contain criteria for full credibility and partial credibility that have a sound statistical basis and be appropriately applied.

~~Documentation of the credibility procedure used shall include a description of the procedure, the statistical basis for the specific elements of the credibility procedure and any material changes from prior credibility procedures.~~

4. Further Adjustment of the Credibility-Adjusted Table for Mortality Improvement

The credibility-adjusted table used for plus segments may be and the credibility adjusted ~~date-table~~ used for minus segments must be adjusted for mortality improvement using Projection Scale G2 applicable published industrywide experience from the experience weighted average date underlying the company experience used in the credibility process to the valuation date.

Any adjustment for mortality improvement beyond the valuation date is discussed in Section ~~4211~~.D.

D. Future Mortality Improvement

The mortality assumption resulting from the requirements of Section ~~4211~~.C shall be adjusted for mortality improvements beyond the valuation date if such an adjustment would serve to increase the resulting ~~CTE amount stochastic reserve~~. If such an adjustment would reduce the ~~CTE amount stochastic reserve~~, such assumptions are permitted, but not required. In either case, the assumption must be based on current relevant data with a margin for uncertainty (increasing assumed rates of improvement if that results in a higher reserve or reducing them otherwise).

Section 12: Allocation of the Aggregate Reserves to the Contract Level

~~Section 2.F states that the aggregate reserve shall be allocated to the contracts falling within the scope of these requirements. -That allocation should be done for both the pre- and post-reinsurance ceded reserves.~~

The contract-level reserve for each contract shall be the sum of the following:

- A. The contract's cash surrender value, ~~and~~
- B. An allocated portion of the excess of the aggregate reserve over the aggregate cash surrender value.
 1. For a variable payout annuity or other contracts without a defined cash surrender value, the "cash surrender value" to use in this calculation shall be the amount defined in Section 3.G, which is used to determine the minimum general account reserve.
 2. The excess of the aggregate reserve over the aggregate cash surrender value shall be allocated to each contract based on a measure of the risk of that product relative to its cash surrender value in the context of the company's ~~in force~~ in force contracts. ~~-The measure of risk should consider the impact of risk mitigation programs, including hedge programs and reinsurance, that would affect~~ impact the risk of the product. ~~-The specific method of assessing that risk and how it contributes to the company's aggregate reserve shall be defined by the company. The method should provide for an equitable allocation based on risk analysis. -For contracts valued under the alternative methodology, the alternative methodology calculations provide a contract level calculation that may be a reasonable basis for allocation.~~
 3. As an example, consider a company with the results of the following three

contracts:

Table 12.1ABC: -Sample Allocation of Aggregate Reserve

Contract (i)	1	2	3	Total
Cash Surrender Value, C	28	40	52	120
Risk adjusted measure, R	38	52	50	-
Aggregate Reserve	-	-	-	140
Allocation Basis for the excess of the Aggregate Reserve over the Cash Surrender Value $A_i = \text{Max}(R_i - C_i, 0)$	10	12	0	22
Allocation of the excess of the Aggregate Reserve over the Cash Surrender Value $L_i = (A_i) / \sum A_i * [\text{Aggregate Reserve} - \sum C_i]$	9.09	10.91	0.00	20
Contract-level reserve $C_i + L_i$	37.09	50.91	52.00	140.00

In this example, the Aggregate Reserve exceeds the aggregate Cash Surrender Value by 20. The 20 is allocated proportionally across the three contracts based on the allocation basis of the larger of (i) zero; and (ii) a risk adjusted measure based on reserve principles. Therefore, Contracts 1 and 2 therefore receive 45% (9/22) and 55% (11/22), respectively, of the excess Aggregate Reserve. -As Contract 3 presents no risk in excess of its cash surrender value, it does not receive an allocation of the excess Aggregate Reserve.

FEMALE Age-Last Birthday

AGE	1000q _x	AGE	1000q _x	AGE	1000q _x	AGE	1000q _x	AGE	1000q _x
1	0.519	24	0.344	47	1.371	70	16.957	93	192.270
2	0.358	25	0.346	48	1.488	71	18.597	94	210.032
3	0.268	26	0.352	49	1.619	72	20.599	95	228.712
4	0.218	27	0.364	50	1.772	73	22.888	96	248.306
5	0.201	28	0.382	51	1.952	74	25.453	97	268.892
6	0.188	29	0.403	52	2.153	75	28.372	98	290.564
7	0.172	30	0.428	53	2.360	76	31.725	99	313.211
8	0.158	31	0.455	54	2.589	77	35.505	100	336.569
9	0.154	32	0.484	55	2.871	78	39.635	101	360.379
10	0.159	33	0.514	56	3.241	79	44.161	102	385.051
11	0.169	34	0.547	57	3.713	80	49.227	103	411.515
12	0.185	35	0.585	58	4.270	81	54.980	104	439.065
13	0.209	36	0.628	59	4.909	82	61.410	105	465.584
14	0.239	37	0.679	60	5.636	83	68.384	106	488.958
15	0.271	38	0.739	61	6.460	84	75.973	107	507.867

Requirements for Principle-Based Reserves for Variable Annuities

VM-21

16	0.298	39	0.805	62	7.396	85	84.432	108	522.924
17	0.315	40	0.874	63	8.453	86	94.012	109	534.964
18	0.326	41	0.943	64	9.611	87	104.874	110	543.622
19	0.333	42	1.007	65	10.837	88	116.968	111	548.526
20	0.337	43	1.064	66	12.094	89	130.161	112	550.000
21	0.340	44	1.121	67	13.318	90	144.357	113	550.000
22	0.343	45	1.186	68	14.469	91	159.461	114	550.000
23	0.344	46	1.269	69	15.631	92	175.424	115	1000.000

Requirements for Principle-Based Reserves for Variable Annuities

VM-21

Appendix 1: 1994 Variable Annuity MGDB Mortality Table

MALE Age Last Birthday									
AGE	1000q _x	AGE	1000q _x	AGE	1000q _x	AGE	1000q _x	AGE	1000q _x
1	0.587	24	0.760	47	2.366	70	29.363	93	243.533
2	0.433	25	0.803	48	2.618	71	32.169	94	264.171
3	0.350	26	0.842	49	2.900	72	35.268	95	285.199
4	0.293	27	0.876	50	3.223	73	38.558	96	305.931
5	0.274	28	0.907	51	3.598	74	42.106	97	325.849
6	0.263	29	0.935	52	4.019	75	46.121	98	344.977
7	0.248	30	0.959	53	4.472	76	50.813	99	363.757
8	0.234	31	0.981	54	4.969	77	56.327	100	382.606
9	0.231	32	0.997	55	5.543	78	62.629	101	401.942
10	0.239	33	1.003	56	6.226	79	69.595	102	422.569
11	0.256	34	1.005	57	7.025	80	77.114	103	445.282
12	0.284	35	1.013	58	7.916	81	85.075	104	469.115
13	0.327	36	1.037	59	8.907	82	93.273	105	491.923
14	0.380	37	1.082	60	10.029	83	101.578	106	511.560
15	0.435	38	1.146	61	11.312	84	110.252	107	526.441
16	0.486	39	1.225	62	12.781	85	119.764	108	536.732
17	0.526	40	1.317	63	14.431	86	130.583	109	543.602
18	0.558	41	1.424	64	16.241	87	143.012	110	547.664
19	0.586	42	1.540	65	18.191	88	156.969	111	549.540
20	0.613	43	1.662	66	20.259	89	172.199	112	550.000
21	0.642	44	1.796	67	22.398	90	188.517	113	550.000
22	0.677	45	1.952	68	24.581	91	205.742	114	550.000
23	0.717	46	2.141	69	26.869	92	223.978	115	1000.000

Requirements for Principle-Based Reserves for Variable Annuities

VM-21

FEMALE Age Nearest Birthday

AGE	1000q _x	AGE	1000q _x	AGE	1000q _x	AGE	1000q _x	AGE	1000q _x
1	0.628	24	0.344	47	1.316	70	16.239	93	184.435
2	0.409	25	0.344	48	1.427	71	17.687	94	201.876
3	0.306	26	0.348	49	1.549	72	19.523	95	220.252
4	0.229	27	0.356	50	1.690	73	21.696	96	239.561
5	0.207	28	0.372	51	1.855	74	24.107	97	259.807
6	0.194	29	0.392	52	2.050	75	26.832	98	281.166
7	0.181	30	0.415	53	2.256	76	29.954	99	303.639
8	0.162	31	0.441	54	2.465	77	33.551	100	326.956
9	0.154	32	0.470	55	2.713	78	37.527	101	350.852
10	0.155	33	0.499	56	3.030	79	41.826	102	375.056
11	0.163	34	0.530	57	3.453	80	46.597	103	401.045
12	0.175	35	0.565	58	3.973	81	51.986	104	428.996
13	0.195	36	0.605	59	4.569	82	58.138	105	456.698
14	0.223	37	0.652	60	5.250	83	64.885	106	481.939
15	0.256	38	0.707	61	6.024	84	72.126	107	502.506
16	0.287	39	0.771	62	6.898	85	80.120	108	518.642
17	0.309	40	0.839	63	7.897	86	89.120	109	531.820
18	0.322	41	0.909	64	9.013	87	99.383	110	541.680
19	0.331	42	0.977	65	10.215	88	110.970	111	547.859
20	0.335	43	1.037	66	11.465	89	123.714	112	550.000
21	0.339	44	1.091	67	12.731	90	137.518	113	550.000
22	0.342	45	1.151	68	13.913	91	152.286	114	550.000
23	0.344	46	1.222	69	15.032	92	167.926	115	1000.000


Requirements for Principle-Based Reserves for Variable Annuities

VM-21

MALE Age Nearest Birthday

AGE	1000q _x	AGE	1000q _x	AGE	1000q _x	AGE	1000q _x	AGE	1000q _x
1	0.701	24	0.738	47	2.246	70	28.068	93	234.658
2	0.473	25	0.782	48	2.486	71	30.696	94	255.130
3	0.393	26	0.824	49	2.751	72	33.688	95	276.308
4	0.306	27	0.860	50	3.050	73	36.904	96	297.485
5	0.280	28	0.892	51	3.397	74	40.275	97	317.953
6	0.268	29	0.922	52	3.800	75	44.013	98	337.425
7	0.257	30	0.948	53	4.239	76	48.326	99	356.374
8	0.238	31	0.971	54	4.706	77	53.427	100	375.228
9	0.230	32	0.992	55	5.234	78	59.390	101	394.416
10	0.233	33	1.003	56	5.854	79	66.073	102	414.369
11	0.245	34	1.004	57	6.601	80	73.366	103	436.572
12	0.267	35	1.006	58	7.451	81	81.158	104	460.741
13	0.302	36	1.020	59	8.385	82	89.339	105	484.644
14	0.352	37	1.054	60	9.434	83	97.593	106	506.047
15	0.408	38	1.111	61	10.629	84	105.994	107	522.720
16	0.463	39	1.182	62	12.002	85	115.015	108	534.237
17	0.509	40	1.268	63	13.569	86	125.131	109	542.088
18	0.544	41	1.367	64	15.305	87	136.815	110	546.908
19	0.573	42	1.481	65	17.192	88	150.191	111	549.333
20	0.599	43	1.599	66	19.208	89	164.944	112	550.000
21	0.627	44	1.725	67	21.330	90	180.886	113	550.000
22	0.658	45	1.867	68	23.489	91	197.834	114	550.000
23	0.696	46	2.037	69	25.700	92	215.601	115	1000.000

This page intentionally left blank.



VM-22: STATUTORY MAXIMUM VALUATION INTEREST RATES FOR INCOME ANNUITIES

Table of Contents

[Section 1. Purpose and Scope](#)22-1
[Section 2. Definitions](#)22-2
[Section 3. Determination of the Statutory Maximum Valuation Interest Rate](#)22-3

Section 1: Purpose and Scope

- A. These requirements define for single premium immediate annuity contracts and other similar contracts, certificates and contract features the statutory maximum valuation interest rate that complies with Model #820. These are the maximum interest rate assumption requirements to be used in the CARVM and for certain contracts, the CRVM. These requirements do not preclude the use of a lower valuation interest rate assumption by the company if such assumption produces statutory reserves at least as great as those calculated using the maximum rate defined herein.
- B. The following categories of contracts, certificates and contract features, whether group or individual, including both life contingent and term certain only contracts, directly written or assumed through reinsurance, with the exception of benefits arising from variable annuities, are covered by VM-22:
 - 1. Immediate annuity contracts issued after Dec. 31, 2017;
 - 2. Deferred income annuity contracts issued after Dec. 31, 2017;
 - 3. Structured settlements in payout or deferred status issued after Dec. 31, 2017;
 - 4. Fixed payout annuities resulting from the exercise of settlement options or annuitizations of host contracts issued after Dec. 31, 2017;
 - 5. Fixed payout annuities resulting from the exercise of settlement options or annuitizations of host contracts issued during 2017, for fixed payouts commencing after Dec. 31, 2018, or, at the option of the company, for fixed payouts commencing after Dec. 31, 2017;
 - 6. Supplementary contracts, excluding contracts with no scheduled payments (such as retained asset accounts and settlements at interest), issued after Dec. 31, 2017;
 - 7. Fixed income payment streams, attributable to contingent deferred annuities (CDAs) issued after Dec. 31, 2017, once the underlying contract funds are exhausted;
 - 8. Fixed income payment streams attributable to guaranteed living benefits associated with deferred annuity contracts issued after Dec. 31, 2017, once the contract funds are exhausted; and
 - 9. Certificates with premium determination dates after Dec. 31, 2017, emanating from non-variable group annuity contracts specified in Model #820, Section 5.C.2, purchased for the purpose of providing certificate holders benefits upon their retirement.

Guidance Note: For Section 1.B.4, Section 1.B.5, Section 1.B.6 and Section 1.B.8 above, there is no restriction on the type of contract that may give rise to the benefit.

- C. Exemptions:

1. With the permission of the domiciliary commissioner, for the categories of annuity contracts, certificates and/or contract features in scope as outlined in Section 1.B.4, Section 1.B.5, Section 1.B.6, Section 1.B.7 or Section 1.B.8, the company may use the same maximum valuation interest rate used to value the payment stream in accordance with the guidance applicable to the host contract. In order to obtain such permission, the company must demonstrate that its investment policy and practices are consistent with this approach.
- D. The maximum valuation interest rates for the contracts, certificates and contract features within the scope of VM-22 supersede those described in Appendix VM-A and Appendix VM-C, but they do not otherwise change how those appendices are to be interpreted. In particular, *Actuarial Guideline IX-B—Clarification of Methods Under Standard Valuation Law for Individual Single Premium Immediate Annuities, Any Deferred Payments Associated Therewith, Some Deferred Annuities and Structured Settlements Contracts* (AG-9-B) (see VM-C) provides guidance on valuation interest rates and is, therefore, superseded by these requirements for contracts, certificates and contract features in scope. Likewise, any valuation interest rate references in *Actuarial Guideline IX-C—Use of Substandard Annuity Mortality Tables in Valuing Impaired Lives Under Individual Single Premium Immediate Annuities* (AG-9-C) (see VM-C) are also superseded by these requirements.

Section 2: Definitions

- A. The term “reference period” means the length of time used in assigning the Valuation Rate Bucket for the purpose of determining the statutory maximum valuation interest rate and is determined as follows:
1. For contracts, certificates or contract features with life contingencies and substantially similar payments, the reference period is the length of time, rounded to the nearest year, from the premium determination date to the earlier of: i) the date of the last non-life-contingent payment under the contract, certificate or contract feature; and ii) the date of the first life-contingent payment under the contract, certificate or contract feature, or
 2. For contracts, certificates or contract features with no life-contingent payments and substantially similar payments, the reference period is the length of time, rounded to the nearest year, from the premium determination date to the date of the last non-life-contingent payment under the contract, certificate or contract feature, or
 3. For contracts, certificates or contract features where the payments are not substantially similar, the actuary should apply prudent judgment and select the Valuation Rate Bucket with Macaulay duration that is a best fit to the Macaulay duration of the payments in question.

Guidance Note: Contracts with installment refunds or similar features should consider the length of the installment period calculated from the premium determination date as the non-life contingent period for the purpose of determining the reference period.

Guidance Note: The determination in Section 2.A.3 above shall be made based on the materiality of the payments that are not substantially similar relative to the life-contingent payments.

- B. The term “jumbo contract” means a contract with an initial consideration equal to or greater than \$250 million. Considerations for contracts issued by an insurer to the same contract holder within 90 days shall be combined for purposes of determining whether the contracts meet this threshold.

Guidance Note: If multiple contracts meet this criterion in aggregate, then each contract is a jumbo contract.

- C. The term “non-jumbo contract” means a contract that does not meet the definition of a jumbo contract.
- D. The term “premium determination date” means the date as of which the valuation interest rate for the contract, certificate or contract feature being valued is determined.
- E. The term “initial age” means the age of the annuitant as of his or her age last birthday relative to the premium determination date. For joint life contracts, certificates or contract features, the “initial age” means the initial age of the younger annuitant. If a contract, certificate or contract feature for an annuitant is being valued on a standard mortality table as an impaired annuitant, “initial age” means the rated age. If a contract, certificate or contract feature is being valued on a substandard mortality basis, “initial age” means an equivalent rated age.
- F. The term “Table X spreads” means the prescribed VM-22 current market benchmark spreads for the quarter prior to the premium determination date, as published on the Industry tab of the NAIC website. The process used to determine Table X spreads is the same as that specified in VM-20 Appendix 2.D for Table F, except that JP Morgan and Bank of America bond spreads are averaged over the quarter rather than the last business day of the month.
- G. The term “expected default cost” means a vector of annual default costs by weighted average life. This is calculated as a weighted average of the VM-20 Table A prescribed annual default costs published on the Industry tab of the NAIC website in effect for the quarter prior to the premium determination date, using the prescribed portfolio credit quality distribution as weights.
- H. The term “expected spread” means a vector of spreads by weighted average life. This is calculated as a weighted average of the Table X spreads, using the prescribed portfolio credit quality distribution as weights.
- I. The term “prescribed portfolio credit quality distribution” means the following credit rating distribution:
1. 5% Treasuries
 2. 15% Aa bonds (5% Aa1, 5% Aa2, 5% Aa3)
 3. 40% A bonds (13.33% A1, 13.33% A2, 13.33% A3)*
 4. 40% Baa bonds (13.33% Baa1, 13.33% Baa2, 13.33% Baa3)*
- *40%/3 is used unrounded in the calculations.

Section 3: Determination of the Statutory Maximum Valuation Interest Rate

A. Valuation Rate Buckets

1. For the purpose of determining the statutory maximum valuation interest rate, the contract, certificate or contract feature being valued must be assigned to one of four Valuation Rate Buckets labeled A through D.
2. If the contract, certificate or contract feature has no life contingencies, the Valuation Rate Bucket is assigned based on the length of the reference period (RP), as follows:

Table 3-1: Assignment to Valuation Rate Bucket by Reference Period Only

RP ≤ 5 Years	5Y < RP ≤ 10Y	10Y < RP ≤ 15Y	RP > 15Y
A	B	C	D

- If the contract, certificate or contract feature has life contingencies, the Valuation Rate Bucket is assigned based on the length of the RP and the initial age of the annuitant, as follows:

Table 3-2: Assignment to Valuation Rate Bucket by Reference Period and Initial Age

Initial Age	RP ≤ 5Y	5Y < RP ≤ 10Y	10Y < RP ≤ 15Y	RP > 15Y
90+	A	B	C	D
80-89	B	B	C	D
70-79	C	C	C	D
< 70	D	D	D	D

B. Premium Determination Dates

- The following table specifies the decision rules for setting the premium determination date for each of the contracts, certificates and contract features listed in Section 1:

Table 3-3: Premium Determination Dates

Section	Item Description	Premium determination date
1.B.1	Immediate annuity	Date consideration is determined and committed to by contract holder
1.B.2	Deferred income annuity	Date consideration is determined and committed to by contract holder
1.B.3	Structured settlements	Date consideration is determined and committed to by contract holder
1.B.4 and 1.B.5	Fixed payout annuities resulting from settlement options or annuitizations from host contracts	Date consideration for benefit is determined and committed to by contract holder
1.B.6	Supplementary contracts	Date of issue of supplementary contract

1.B.7	Fixed income payment streams from CDAs, AV becomes 0	Date on which AV becomes 0
1.B.8	Fixed income payment streams from guaranteed living benefits, AV becomes 0	Date on which AV becomes 0
1.B.9	Group annuity and related certificates	Date consideration is determined and committed to by contract holder

Guidance Note: For the purposes of the items in the table above, the phrase “date consideration is determined and committed to by the contract holder” should be interpreted by the company in a manner that is consistent with its standard practices. For some products, that interpretation may be the issue date or the date the premium is paid.

2. Immaterial Change in Consideration

If the premium determination date is based on the consideration, and if the consideration changes by an immaterial amount (defined as a change in present value of less than 10% and less than \$1 million) subsequent to the original premium determination date, such as due to a data correction, then the original premium determination date shall be retained. In the case of a group annuity contract where a single premium is intended to cover multiple certificates, certificates added to the contract after the premium determination date that do not trigger the company’s right to reprice the contract shall be treated as if they were included in the contract as of the premium determination date.

C. Statutory Maximum Valuation Interest Rate

- For a given contract, certificate or contract feature, the statutory maximum valuation interest rate is determined based on its assigned Valuation Rate Bucket (Section 3.A) and its Premium Determination Date (Section 3.B) and whether the contract associated with it is a jumbo contract or a non-jumbo contract.
- Statutory maximum valuation interest rates for jumbo contracts are determined and published daily by the NAIC on the Industry tab of the NAIC website. For a given premium determination date, the statutory maximum valuation interest rate is the daily statutory maximum valuation interest rate published for that premium determination date.
- Statutory maximum valuation interest rates for non-jumbo contracts are determined and published quarterly by the NAIC on the Industry tab of the NAIC website by the third business day of the quarter. For a given premium determination date, the statutory maximum valuation interest rate is the quarterly statutory maximum valuation interest rate published for the quarter in which the premium determination date falls.
- Quarterly Valuation Rate:

For each Valuation Rate Bucket, the quarterly valuation rate is defined as follows:

$$I_q = R + S - D - E$$

Where:

- a. R is the reference rate for that Valuation Rate Bucket (defined in Section 3.D);
 - b. S is the spread rate for that Valuation Rate Bucket defined in Section 3.E);
 - c. D is the default cost rate for that Valuation Rate Bucket (defined in Section 3.F);
- and
- d. E is the spread deduction defined as 0.25%.

For non-jumbo contracts, the quarterly statutory maximum valuation interest rate is the quarterly valuation rate (I_q) rounded to the nearest one-fourth of one percent (1/4 of 1%).

5. Daily Valuation Rate:

For each Valuation Rate Bucket, the daily valuation rate is defined as follows:

$$I_d = I_q + C_{d-1} - C_q$$

Where:

- a. I_q is the quarterly valuation rate for the calendar quarter preceding the business day immediately preceding the premium determination date;
- b. C_{d-1} is the daily corporate rate (defined in Section 3.G) for the business day immediately preceding the premium determination date; and
- c. C_q is the average daily corporate rate (defined in Section 3.H) corresponding to the same period used to develop I_q .

For jumbo contracts, the daily statutory maximum valuation interest rate is the daily valuation rate (I_d) rounded to the nearest one-hundredth of one percent (1/100 of 1%).

D. Reference Rate

Reference rates are updated quarterly as described below:

1. The “quarterly Treasury rate” is the average of the daily Treasury rates for a given maturity over the calendar quarter prior to the premium determination date. The quarterly Treasury rate is downloaded from <https://fred.stlouisfed.org>, and is rounded to two decimal places.
2. Download the quarterly Treasury rates for two-year, five-year, 10-year and 30-year U.S. Treasuries.
3. The reference rate for each Valuation Rate Bucket is calculated as the weighted average of the quarterly Treasury rates using Table 1 weights (defined in Section 3.I) effective for the calendar year in which the premium determination date falls.

E. Spread

The spreads for each Valuation Rate Bucket are updated quarterly as described below:

1. Use the Table X spreads from the NAIC website for WALs two, five, 10 and 30 years only to calculate the expected spread.

2. Calculate the spread for each Valuation Rate Bucket, which is a weighted average of the expected spreads for WALs two, five, 10 and 30 using Table 2 weights (defined in Section 3.I) effective for the calendar year in which the premium determination date falls.

F. Default costs for each Valuation Rate Bucket are updated annually as described below:

1. Use the VM-20 prescribed annual default cost table (Table A) in effect for the quarter prior to the premium determination date for WAL two, WAL five and WAL 10 years only to calculate the expected default cost. Table A is updated and published annually on the Industry tab of the NAIC website during the second calendar quarter and is used for premium determination dates starting in the third calendar quarter.
2. Calculate the default cost for each Valuation Rate Bucket, which is a weighted average of the expected default costs for WAL two, WAL five and WAL 10, using Table 3 weights (defined in Section 3.I) effective for the calendar year in which the premium determination date falls.

G. Daily Corporate Rate

Daily corporate rates for each valuation rate bucket are updated daily as described below:

1. Each day, download the Bank of America Merrill Lynch U.S. corporate effective yields as of the previous business day’s close for each index series shown in the sample below from the St. Louis Federal Reserve website: <https://research.stlouisfed.org/fred2/categories/32348>. To access a specific series, search the St. Louis Federal Reserve website for the series name by inputting the name into the search box in the upper right corner, or input the following web address: [https://research.stlouisfed.org/fred2/series/\[replace with series name from the table below\]](https://research.stlouisfed.org/fred2/series/[replace with series name from the table below]).

Table 3-4: Index Series Names

Maturity	Series Name
1Y – 3Y	BAMLC1A0C13YEY
3Y – 5Y	BAMLC2A0C35YEY
5Y – 7Y	BAMLC3A0C57YEY
7Y – 10Y	BAMLC4A0C710YEY
10Y – 15Y	BAMLC7A0C1015YEY
15Y+	BAMLC8A0C15PYEY

2. Calculate the daily corporate ~~rate~~ for each valuation rate bucket, which is a weighted average of the Bank of America Merrill Lynch U.S. corporate effective yields, using Table 4 weights (defined in Section 3.I) effective for the calendar year in which the business date immediately preceding the premium determination date falls.

H. Average Daily Corporate Rate

Average daily corporate rates are updated quarterly as described below:

1. Download the quarterly average Bank of America Merrill Lynch U.S. corporate effective yields for each index series shown in Section 3.G.1 from the St. Louis Federal Reserve website: <https://research.stlouisfed.org/fred2/categories/32348>. To access a specific series, search the St. Louis Federal Reserve website for the series name by inputting the name into the search box in the upper right corner, or input the following web address: [https://research.stlouisfed.org/fred2/series/\[replace with series name from Section 3.G.1\]](https://research.stlouisfed.org/fred2/series/[replace with series name from Section 3.G.1]).
2. Calculate the average daily corporate rate for each valuation rate bucket, which is a weighted average of the quarterly average Bank of America Merrill Lynch U.S. corporate effective yields, using Table 4 weights (defined in Section 3.I) for the same calendar year as the weight tables (i.e. Tables 1, 2, and 3) used in calculating I_q in Section 3.C.5.

I. Weight Tables 1 through 4

The system for calculating the statutory maximum valuation interest rates relies on a set of four tables of weights that are based on duration and asset/liability cash-flow matching analysis for representative annuities within each valuation rate bucket. A given set of weight tables is applicable to the calculations for every day of the calendar year.

In the fourth quarter of each calendar year, the weights used within each valuation rate bucket for determining the applicable valuation interest rates for the following calendar year will be updated using the process described below. In each of the four tables of weights, the weights in a given row (valuation rate bucket) must add to exactly 100%.

Weight Table 1

The process for determining Table 1 weights is described below:

1. Each valuation rate bucket has a set of representative annuity forms. These annuity forms are as follows:
 - a. Bucket A:
 - i. Single Life Annuity age 91 with 0 and five-year certain periods.
 - ii. Five-year certain only.
 - b. Bucket B:
 - i. Single Life Annuity age 80 and 85 with 0, five-year and 10-year certain periods.
 - ii. 10-year certain only.
 - c. Bucket C:
 - i. Single Life Annuity age 70 with 0 and 15-year certain periods.
 - ii. Single Life Annuity age 75 with 0, 10-year and 15-year certain periods.

- iii. 15-year certain only.
- d. Bucket D:
 - i. Single Life Annuity age 55, 60 and 65 with 0 and 15-year certain periods.
 - ii. 25-year certain only.
2. Annual cash flows are projected assuming annuity payments are made at the end of each year. These cash flows are averaged for each valuation rate bucket across the annuity forms for that bucket using the statutory valuation mortality table in effect for the following calendar year for individual annuities for males (ANB).
3. The average daily rates in the third quarter for the two-year, five-year, 10-year and 30-year U.S. Treasuries are downloaded from <https://fred.stlouisfed.org> as input to calculate the present values in Step 4.
4. The average cash flows are summed into four time period groups: years 1–3, years 4–7, years 8–15 and years 16–30. (**Note:** The present value of cash flows beyond year 30 are discounted to the end of year 30 and included in the years 16–30 group. This present value is based on the lower of 3% and the 30-year Treasury rate input in Step 3.)
5. The present value of each summed cash-flow group in Step 4 is then calculated by using the Step 3 U.S. Treasury rates for the midpoint of that group (and using the linearly interpolated U.S. Treasury rate when necessary).
6. The duration-weighted present value of the cash flows is determined by multiplying the present value of the cash-flow groups by the midpoint of the time period for each applicable group.
7. Weightings for each cash-flow time period group within a valuation rate bucket are calculated by dividing the duration weighted present value of the cash flow by the sum of the duration weighted present value of cash flow for each valuation rate bucket.

Weight Tables 2 through 4

Weight Tables 2 through 4 are determined using the following process:

1. Table 2 is identical to Table 1.
2. Table 3 is based on the same set of underlying weights as Table 1, but the 10-year and 30-year columns are combined since VM-20 default rates are only published for maturities of up to 10 years.
3. Table 4 is derived from Table 1 as follows:
 - a. Column 1 of Table 4 is identical to column 1 of Table 1.
 - b. Column 2 of Table 4 is 50% of column 2 of Table 1.
 - c. Column 3 of Table 4 is identical to column 2 of Table 4.
 - d. Column 4 of Table 4 is 50% of column 3 of Table 1.
 - e. Column 5 of Table 4 is identical to column 4 of Table 4.
 - f. Column 6 of Table 4 is identical to column 4 of Table 1.

J. Group Annuity Contracts

For a group annuity purchased under a retirement or deferred compensation plan (Section 1.B.9), the following apply:

1. The statutory maximum valuation interest rate shall be determined separately for each certificate, considering its premium determination date, the certificate holder's initial age, the reference period corresponding to its form of payout and whether the contract is a jumbo contract or a non-jumbo contract.

Guidance Note: Under some group annuity contracts, certificates may be purchased on different dates.

2. In the case of a certificate whose form of payout has not been elected by the beneficiary at its premium determination date, the statutory maximum valuation interest rate shall be based on the reference period corresponding to the normal form of payout as defined in the contract or as is evidenced by the underlying pension plan documents or census file. If the normal form of payout cannot be determined, the maximum valuation interest rate shall be based on the reference period corresponding to the annuity form available to the certificate holder that produces the most conservative rate.

Guidance Note: The statutory maximum valuation interest rate will not change when the form of payout is elected.

This page intentionally left blank.

VM-25: HEALTH INSURANCE RESERVES MINIMUM RESERVE REQUIREMENTS

A. Purpose

1. Reserve requirements for individual A&H insurance policies issued on and after the *Valuation Manual* operative date and reserve requirements for group A&H insurance certificates issued on and after the *Valuation Manual* operative date are applicable requirements found in the AP&P Manual; Appendix A, which includes A-10; and applicable requirements found in the AP&P Manual Appendix C, which includes *Actuarial Guideline XXVIII—Statutory Claim Reserves for Group Long-Term Disability Contracts With a Survivor Income Benefit Provision* (AG 28); *Actuarial Guideline XLIV—Group Term Life Waiver of Premium Disabled Life Reserves* (AG 44); *Actuarial Guideline XLVII—The Application of Company Experience in the Calculation of Claim Reserves Under the 2012 Group Long-Term Disability Valuation Table* (AG 47); and *Actuarial Guideline L—2013 Individual Disability Income Valuation Table* (AG 50).
2. The following requirement in Exhibit 1 paragraph 5 of Appendix A-010 with respect to claims incurred on or after Jan. 1, 2018:

For claim reserves on policies not requiring contract reserves, the maximum interest rate is the maximum rate allowed by Appendix A-820 in the valuation of single premium immediate annuities issued on the same date as the claim incurral date, reduced by 100 bps.

is replaced with:


For claim reserves on policies not requiring contract reserves, the maximum interest rate (*I*) shall be the calendar year statutory valuation interest rates as defined by

$$I = .02 + .8 * (R - .03)$$

Where *R* is the average, over a period of 12 months, ending June 30 of the calendar year of the claim incurral date, of the monthly average of the composite yield on seasoned corporate bonds, as published by Moody's Investors Service, Inc. and the results rounded to the nearer one-quarter of 1%.

3. Unless Appendix A-010, Subsection 7 and Subsection 8 of the Mortality section in Exhibit 1 – Specific Standards for Morbidity, Interest and Mortality of the AP&P Manual applies, the mortality basis used in calculating contract reserves for all policies, except LTC individual policies and group certificates, shall be as follows:
 - a. For policies issued on or after Jan. 1, 2019, but before Jan. 1, 2020, either the ultimate form of the 2001 CSO Mortality Table with separate rates for male and female lives, or the ultimate form of the 2017 CSO Mortality Table with separate rates for male and female lives, shall be used.
 - b. For policies issued on or after Jan. 1, 2020, the ultimate form of the 2017 CSO Mortality Table with separate rates for male and female lives shall be used.
 - c. When using the tables in (a) and (b), separation based on smoking status (or similar tobacco-based status) is allowed (but not required) with the approval of the domestic insurance commissioner and only if the premium rates are separated by the same status.

This page intentionally left blank.



VM-26: CREDIT LIFE AND DISABILITY RESERVE REQUIREMENTS

Table of Contents

[Section 1: Purpose](#)..... 26-1
[Section 2: Minimum Standard for Valuation of Credit Life Insurance](#)..... 26-1
[Section 3: Minimum Standard for Valuation of Credit Disability Insurance](#)..... 26-2
[Section 4: Additional Reserves for Credit Insurance](#) 26-4
[Section 5: Reinsurance](#) 26-4

Section 1: Purpose

- A. The purpose of this section is to define the minimum valuation standard for credit life insurance and credit disability insurance.
- B. The method described in this section shall constitute the CRVM for contracts for which this section is applicable.

Section 2: Minimum Standard for Valuation of Credit Life Insurance

- A. Claim Reserves
 - 1. A company shall hold claim reserves for all incurred but unpaid claims on all credit life insurance policies as of the valuation date, and shall hold appropriate claim expense reserves for the estimated expense of settlement of all incurred but unpaid claims.
 - 2. A company shall test all claim reserves for prior valuation years for adequacy and reasonableness, including consideration of any residual unpaid liability.
 - 3. Assumptions used for setting credit life claim reserves shall be based on the company’s experience, to the level such experience is credible, or upon other assumptions designed to place a sound value on the liabilities. Assumptions should be adjusted regularly to maintain reasonable margins.
 - 4. A generally accepted actuarial reserving method or other reasonable method or a combination of methods shall be used to estimate credit life insurance claim reserves. The methods used for estimating liabilities generally may be aggregate methods, or various reserve items may be separately valued. Approximations based on groupings and averages also may be employed. Adequacy of the claim reserves must be determined in the aggregate.
- B. Contract Reserves
 - 1. If separate benefits are included in a credit life insurance contract, the reserve for each benefit must comply with these requirements.
 - 2. Reserves must be based on actuarial assumptions that produce reserves at least as great as those called for in any contract provision as to reserve basis and method, and are in accordance with all other contract provisions.
 - 3. Reserves must be established for all unmatured contractual obligations, which have not matured, of the company arising out of the provisions of the credit life insurance contract and must be computed in accordance with presently accepted ASOPs.

4. The reserve method for use in determining the minimum standard for valuation of credit life insurance is the CRVM specified in Model #820. If benefits are guaranteed for less than one year, the method produces a reserve equal to the mortality cost from the valuation date to the end of the coverage period.
5. The interest rates for use in determining the minimum standard for valuation of credit life insurance are the calendar year statutory valuation interest rates specified in Model #820.
6. The minimum mortality assumptions for use in determining the minimum standard for valuation of credit life insurance:
 - a. For individual policies or certificates of insurance issued to be effective prior to Jan. 1, 2019, the minimum standard for both male and female insured individuals shall be the 2001 CSO Male Composite Ultimate Mortality Table. If a credit life insurance policy or certificate insures two lives, the minimum standard shall be twice the mortality in the 2001 CSO Male Composite Ultimate Mortality Table based on the age of the older insured.
 - b. For individual policies or certificates of insurance issued to be effective Jan. 1, 2019, and later:
 - i) For a credit life insurance policy or certificate insuring a single life, the minimum standard shall be the 2001 CSO Ultimate Mortality Table using the applicable gender and smoker, nonsmoker or composite table based on the gender and tobacco usage criteria upon which premium rates are based. If the premium rates are not segregated by gender, the minimum standard for both male and female insured individuals shall be the 2001 CSO Male Ultimate Mortality Table.
 - ii) For a credit life insurance policy or certificate insuring two lives on a first to die basis, the minimum standard shall be twice the mortality in the 2001 CSO Male Ultimate Mortality Table based on the age of the older insured, using the Composite table if premiums are not distinct based on tobacco usage; the Nonsmoker table if premium rates for both insureds are based on nonsmoking criteria; and the Smoker table if the premium rates for either insured is based on being a tobacco user.
 - iii) For a credit life insurance policy or certificate insuring two lives on a last-to-die basis, the minimum standard shall be the mortality in the 2001 CSO Male Ultimate Mortality Table based on the age of the younger insured, using the Composite table if premiums are not distinct based on tobacco usage; the Nonsmoker table if premium rates for both insureds are based on nonsmoking criteria; and the Smoker table if the premium rate for either insured is based on being a tobacco user.
7. Use of approximations ~~are~~is permitted, such as those involving age groupings; average amounts of indemnity; grouping of similar contract forms; the computation of the reserve for one contract benefit as a percentage of, or by other relation to, the aggregate contract reserves exclusive of the benefit or benefits so valued; and the use of group methods and approximate averages for fractions of a year or otherwise.

Section 3: Minimum Standard for Valuation of Credit Disability Insurance

A. Claim Reserves

1. A company shall hold claim reserves for all incurred but unpaid claims on all credit disability insurance policies, which is measured as the present value of future benefits or

amounts not yet due as of the valuation date that are expected to arise under claims that have been incurred as of the valuation date, and shall hold appropriate claim expense reserves for the estimated expense of settlement of all incurred but unpaid claims.

2. A company shall test all claim reserves for prior valuation years for adequacy and reasonableness using claim runoff schedules in accordance with the statutory financial statement, including consideration of any residual unpaid liability.
3. The maximum interest rate for use in determining the minimum standard for valuation of credit disability insurance claim reserves is the maximum rate allowed in Model #820 for the valuation of whole life insurance issued on the date the credit disability claim was incurred.
4. The morbidity assumption for use in determining the minimum standard for valuation of credit disability insurance shall be based on the company's experience, if such experience is credible, or upon other assumptions designed to place a sound value on the liabilities. For claim reserves to reflect "sound values" and/or reasonable margins, valuation tables based on credible experience should be adjusted regularly to maintain reasonable margins.
5. A generally accepted actuarial reserving method or other reasonable method or a combination of methods shall be used to estimate credit disability insurance claim reserves. The methods used for estimating liabilities generally may be aggregate methods, or various reserve items may be separately valued. Approximations based on groupings and averages also may be employed. Adequacy of the claim reserves must be determined in the aggregate.

B. Contract Reserves

1. Contract reserves are required for all contractual obligations, which have not matured, of a company arising out of the provisions of a credit disability insurance contract consistent with claim reserves and unearned premium reserve, if any, held for their respective obligations.
2. The methods and procedures for determining contract reserves for credit disability insurance must be consistent with the methods and procedures for claim reserves for any contract, unless appropriate adjustment is made to assure provision for the aggregate liability. The date of incurral must be the same in both determinations.
3. The morbidity assumptions for use in determining the minimum standard for valuation of single premium credit disability insurance contract reserves are:
 - a. For plans having less than a 15-day elimination period, the 1985 Commissioners Individual Disability Table A (85CIDA) with claim incidence rates increased by 12%.
 - b. For plans having greater than a 14-day elimination period, the 85CIDA for a 14-day elimination period with claim incidence rates increased by 12%.
4. The minimum contract reserve for credit disability insurance, other than single premium credit disability insurance, is the gross pro-rata unearned premium reserve.
5. The maximum interest rate for use in determining the minimum standard for valuation of single premium credit disability insurance contract reserves is the maximum rate allowed in Model #820 for the valuation of whole life insurance issued on the same date as the credit disability insurance contract.

6. A company shall not use a separate mortality assumption for valuation of single premium credit disability insurance contract reserves since premium is refunded upon death of the insured.
7. Use of approximations ~~are~~is permitted, such as those involving age groupings, average amounts of indemnity and grouping of similar contract forms; the computation of the reserve for one contract benefit as a percentage of, or by other relation to, the aggregate contract reserves exclusive of the benefit or benefits so valued; and the use of group methods and approximate averages for fractions of a year or otherwise.
8. Annually, a company shall conduct a review of prospective contract liabilities on contracts valued by tabular reserves to determine the continuing adequacy and reasonableness of the tabular reserves. The company shall make appropriate increments to such tabular reserves if such tests indicate that the basis of such reserves is not adequate.

Section 4: Additional Reserves for Credit Insurance

- A. For all credit life and disability contracts in the aggregate, if the net premium refund liability exceeds the aggregate recorded contract reserve, the company must establish an additional reserve liability. This additional liability is equal to the excess of the net refund liability over the contract reserve recorded. The net refund liability may include consideration of commission, premium tax and other expenses recoverable. For example, the insurance company may recover amounts from the state for premium taxes and from producers for prepaid commissions. In all cases, such amounts shall be evaluated for probability of recovery.

Section 5: Reinsurance

- A. Increases to, or credits against, reserves carried, arising because of reinsurance assumed or reinsurance ceded, must be determined in a manner consistent with these minimum reserve standards and with all applicable provisions of the reinsurance contracts that affect the company's liabilities.

VM-30: ACTUARIAL OPINION AND MEMORANDUM REQUIREMENTS

Table of Contents

[Section 1: Scope](#) 30-1
[Section 2: General Requirements for Submission of Statement of a Life Actuarial Opinion](#) 30-2
[Section 3: Requirements Specific to Life Actuarial Opinions](#) 30-3

Section 1: Scope

A. General

1. The following provisions contain the requirements for the actuarial opinion of reserves and for supporting actuarial memoranda in accordance with Section 3 of Model #820, and are collectively referred to as Actuarial Opinion and Memorandum (AOM) requirements. For purposes of these VM-30 requirements, the term “actuarial opinion” means the opinion of an appointed actuary regarding the adequacy of reserves and related actuarial items pursuant to these AOM requirements for companies that file the life, A&H annual statement or the fraternal annual statement.
2. Actuarial opinion and supporting actuarial memoranda requirements are provided VM-30 for companies that file the life, A&H annual statement or the fraternal annual statement. Companies that file the property/casualty (P/C) annual statement or the health annual statement will follow the actuarial opinion and supporting actuarial memoranda requirements pursuant to the instructions for those annual statements. Such companies are not subject to actuarial opinion and supporting actuarial memoranda requirements in this VM-30 unless the instructions for the P/C annual statement or the instructions for the health annual statement provide for requirements in VM-30.

Guidance Note: It is the intent to allow the annual statement instructions to address all issues relating to the actuarial opinion and memorandum for these two statements (P/C annual statement and the health annual statement), but not preclude the use of requirements as appropriate in VM-30 in the instructions for these two statements.

3. The AOM requirements shall be applied in a manner that allows the appointed actuary to use his or her professional judgment in performing the actuarial analysis and developing the actuarial opinion and supporting actuarial memoranda, conforming to relevant ASOPs. However, a state commissioner has the authority to specify methods of analysis and assumptions when, in the commissioner’s judgment, these specifications are necessary for the actuary to render an acceptable opinion relative to the adequacy of reserves and related actuarial items. For purposes of VM-30, the requirements of *Actuarial Guideline XLVIII—Actuarial Opinion and Memorandum Requirements for the Reinsurance of Policies Required to be Valued Under Sections 6 and 7 of the NAIC Valuation of Life Insurance Policies Model Regulation* (AG 48), of the AP&P Manual, shall be applicable. For purposes of VM-30, the requirements of *Actuarial Guideline LI—The Application of Asset Adequacy Testing to Long-Term Care Insurance Reserves* (AG 51), of the AP&P Manual, shall be applicable.
4. These AOM requirements are applicable to an annual statement with a year-ending date on or after the operative date of the *Valuation Manual*. A statement of actuarial opinion on the adequacy of the reserves and related actuarial items and a supporting actuarial memorandum is required each year.

5. The requirements for an opinion apply to each company filing an annual statement, not to the holding company or group of companies. A single opinion is required for the company.

B. Definitions

1. The term “adverse opinion” means an actuarial opinion in which the appointed actuary determines that the reserves and liabilities are not adequate. (An adverse opinion does not meet Section 3.A.7.e.)
2. The term “qualified opinion” means an actuarial opinion in which the appointed actuary determines the reserves for a certain item(s) are in question because they cannot be reasonably estimated or the actuary is unable to render an opinion on those items. Such qualified opinion should state whether the stated reserve amount makes adequate provision for the liabilities associated with the specified reserves, except for the item(s) to which the qualification relates. The actuary is not required to issue a qualified opinion if the actuary reasonably believes that the item(s) in question are not likely to be material. (A qualified opinion does not meet one or more of the statements in Section 3.A.7.a through Section 3.A.7.d.)
3. The term “inconclusive opinion” means an actuarial opinion in which the appointed actuary determines the actuary cannot reach a conclusion due to deficiencies or limitations in the data, analyses, assumptions or related information. The actuary’s ability to give an opinion is dependent upon data, analyses, assumptions and related information that are sufficient to support a conclusion. An inconclusive opinion shall include a description of the reasons why a conclusion could not be reached.

Section 2: General Requirements for Submission of Statement of a Life Actuarial Opinion

A. General

1. The statement of an appointed actuary, entitled “Statement of Actuarial Opinion,” setting forth an opinion relating to reserves and related actuarial items held in support of policies and contracts, in accordance with Section 3.A must be included with an annual statement.
2. Within five business days of the appointment of an appointed actuary, the company shall notify the domiciliary commissioner of the name, title (and, in the case of a consulting actuary, the name of the firm) and manner of appointment or retention of each person appointed or retained by the company as an appointed actuary and shall state in the notice that the person meets the requirements of an appointed actuary. Once these notices are furnished, no further notice is required with respect to this person unless the actuary ceases to be appointed or retained or ceases to meet the requirements of an appointed actuary.
3. If an actuary who was the appointed actuary for the immediately preceding filed actuarial opinion is replaced by an action of the board of directors, the insurer shall within five business days notify the insurance department of the state of domicile of this event. The insurer shall also furnish the domiciliary commissioner with a separate letter within 10 business days of the above notification stating whether in the 24 months preceding such event there were any material disagreements with the former appointed actuary regarding the content of the opinion. The disagreements required to be reported in response to this paragraph include both those resolved to the former actuary’s satisfaction and those not resolved to the former actuary’s satisfaction. The insurer shall also in writing request such former actuary to furnish a letter addressed to the insurer stating whether the actuary agrees with the statements contained in the insurer’s letter and, if not, stating the reasons for which he/she does not agree. Additionally, the insurer shall furnish such responsive letter from the former actuary to the domiciliary commissioner together with its own.

B. Standards for Asset Adequacy Analysis

1. The asset adequacy analysis must conform to the Standards of Practice as promulgated from time to time by the ASB and to any additional standards under these AOM requirements, which standards are to form the basis of the statement of actuarial opinion in accordance with these AOM requirements.
2. The asset adequacy analysis must be based on methods of analysis as are deemed appropriate for such purposes by the ASB.

C. Liabilities to Be Covered

1. The statement of actuarial opinion must apply to all in-force business on the annual statement date, whether directly issued or assumed, regardless of when or where issued.
2. If the appointed actuary determines as the result of asset adequacy analysis that a reserve should be held in addition to the aggregate reserve held by the company and calculated in accordance with the requirements set forth in the *Valuation Manual*, the company shall establish the additional reserve.
3. Additional reserves established under Section 2.C.2 and determined not to be necessary by the appointed actuary in subsequent years may be released. Any amounts released shall be disclosed in the actuarial opinion for the applicable year. The release of such reserves would not be deemed an adoption of a lower standard of valuation.

Section 3: Requirements Specific to Life Actuarial Opinions**A. Statement of Actuarial Opinion Based on an Asset Adequacy Analysis**

1. The statement of actuarial opinion shall consist of:
 - a. A table of key indicators to alert the reader to any changes from the prescribed language. (See Section 3.A.3.)
 - b. An identification section identifying the appointed actuary and his or her qualifications. (See Section 3.A.4.)
 - c. A scope section identifying the subjects on which an opinion is to be expressed and describing the scope of the appointed actuary's work, including a tabulation delineating the reserves and related actuarial items that have been analyzed for asset adequacy and the method of analysis (see Section 3.A.5), and identifying the reserves and related actuarial items covered by the opinion that have not been so analyzed.
 - d. A reliance section (see Section 3.A.6) describing those areas, if any, where the appointed actuary has relied upon other experts for data, assumptions, projections or analysis (e.g., anticipated cash flows from currently owned assets, including variation in cash flows according to economic scenarios), supported by a statement of each such expert in the form prescribed by Section 3.A.12.
 - e. An opinion section expressing the appointed actuary's opinion with respect to the adequacy of the supporting assets to mature the liabilities. (See Section 3.A.7.)
 - f. A relevant comments section.
2. Each section must be clearly designated. For each section, there is prescribed wording

described in Section 3.A.3 through Section 3.A.7 for that section. If the appointed actuary changes this wording or adds additional wording to clarify the prescribed wording, the appropriate box in the table of key indicators must be checked, and the appointed actuary shall provide the following information for that section in the relevant comments section of the opinion:

- a. A description of the additional or revised wording in the opinion.
- b. The rationale for using the additional or revised wording.
- c. An explanation of the impact, if any, that the additional or revised wording has on the opinion.

The prescribed wording should be modified only if needed to meet the circumstances of a particular case, and the appointed actuary should, in any case, use language that clearly expresses the actuary’s professional judgment.

- 3. The table of key indicators is to be at the top of the opinion and is to be completed consistent with the remainder of the opinion. The only options are those presented below:

Identification Section (Check one box only)	
Prescribed Wording Only	<input type="checkbox"/>
Prescribed Wording with Additional Wording	<input type="checkbox"/>
Revised Wording	<input type="checkbox"/>
Scope Section (Check one box only)	
Prescribed Wording Only	<input type="checkbox"/>
Prescribed Wording with Additional Wording	<input type="checkbox"/>
Revised Wording	<input type="checkbox"/>
Reliance Section (Check one box only)	
Prescribed Wording Only	<input type="checkbox"/>
Prescribed Wording with Additional Wording	<input type="checkbox"/>
Revised Wording	<input type="checkbox"/>
Opinion Section (Check one box only)	
Prescribed Wording Only	<input type="checkbox"/>
Prescribed Wording with Additional Wording	<input type="checkbox"/>
Revised Wording	<input type="checkbox"/>
Actuarial Memorandum Section (Check one box only)	
The Actuarial Memorandum includes “Deviation from Standard” wording regarding conformity with an Actuarial Standard of Practice	<input type="checkbox"/>
The Actuarial Memorandum does not include “Deviation from Standard” wording regarding conformity with an Actuarial Standard of Practice	<input type="checkbox"/>
Relevant Comments Section (Check one box only)	
Comments are included	<input type="checkbox"/>
Comments are not included	<input type="checkbox"/>
Category of Opinion	

Unqualified	<input type="checkbox"/>
Adverse	<input type="checkbox"/>
Qualified	<input type="checkbox"/>
Inconclusive	<input type="checkbox"/>

4. The identification section should specifically indicate the appointed actuary's relationship to the company, qualifications for acting as appointed actuary and date of appointment, as well as specify that the appointment was made by the board of directors, or its equivalent, or by a committee of the board.

This section should contain only one of the following:

For a member of the Academy who is an employee of the organization, the identification section of the opinion should contain all of the following sentences if the appointed actuary is using the prescribed wording:

"I, [name and title], am an employee of [insurance company name] and a member of the American Academy of Actuaries. I was appointed on [date of appointment] in accordance with the requirements of the *Valuation Manual*. I meet the Academy qualification standards for rendering the opinion."

For a consultant who is a member of the Academy, the identification section of the opinion should contain all of the following sentences if the appointed actuary is using the prescribed wording:

"I, [name and title of consultant], am associated with the firm of [name of consulting firm]. I am a member of the American Academy of Actuaries. I was appointed on [date of appointment] in accordance with the requirements of the *Valuation Manual*. I meet the Academy qualification standards for rendering the opinion."

Guidance Note: It is not necessary for an appointed actuary to be reappointed under the *Valuation Manual*. For purposes of the identification section, appointment in accordance with the requirements of the *Actuarial Opinion and Memorandum Regulation (#822)* qualifies as being in accordance with the *Valuation Manual*.

5. The scope section should contain only the following statement (including all specified lines even if the value is zero) if the appointed actuary is using the prescribed wording:

"I have examined the assumptions and methods used in determining reserves and related actuarial items listed below, as shown in the annual statement of the company, as prepared for filing with state regulatory officials, as of December 31, 20___. Tabulated below are those reserves and related actuarial items which have been subjected to asset adequacy analysis."

Asset Adequacy Tested Amounts—Reserves and Related Actuarial Items						
Statement Item	Formula Reserves (1)	Principle-Based Reserves (2)	Additional Reserves ^(a) (3)	Analysis Method ^(b) (4)	Other Amount (4)	Total Amount = (1)+(2)+(3)+(4) (5)
Exhibit 5						
A Life Insurance						
B Annuities						
C Supplementary Contracts Involving Life Contingencies						
D Accidental Death Benefits						
E Disability—Active						
F Disability—Disabled						
G Miscellaneous						
Total						
Exhibit 6						
A Active Life Reserve						
B Claim Reserve						
Total						
Exhibit 7						
Premium and Other Deposit Funds						
Guaranteed Interest Contracts						
Supplemental Contracts						
Annuities Certain						

Asset Adequacy Tested Amounts—Reserves and Related Actuarial Items						
Statement Item	Formula Reserves (1)	Principle-Based Reserves (2)	Additional Reserves ^a (3)	Analysis Method ^b (4)	Other Amount (4)	Total Amount = (1)+(2)+(3)+(4) (5)
Dividend Accumulations or Refunds						
Total Exhibit 7						
Exhibit 8 Part 1						
1 Life						
2 Health						
Total Exhibit 8, Part 1						
Separate Accounts (Page 3 of the Annual Statement of the Separate Accounts, Lines 1 and 2)						
Other Reserves and Related Actuarial Items Tested <<include a description and the location of other reserves and related actuarial items tested>>						
TOTAL RESERVES						

IMR (General Account, Page ____ Line ____)	
(Separate Accounts, Page ____ Line ____)	
AVR ^c (Page ____ Line ____)	
Net Deferred and Uncollected Premium	

- a. The additional reserves are the reserves established under Section 2.C.2.
- b. The appointed actuary should indicate the method of analysis, determined in accordance with the standards for asset adequacy analysis referred to in Section 2.B of these AOM requirements, by means of symbols that should be defined in footnotes to the table. If more than one method of analysis is used for any single annual statement line or line from the above table, an additional line for each method of analysis shall be provided with the method of analysis identified for

each line.

c. This is the allocated amount of AVR.

6. The reliance section should contain only one of the following if the appointed actuary is using the prescribed wording:

If the appointed actuary has not relied upon other experts for data, assumptions, projections or analysis, the reliance section should include only the following statement:

“My examination included a review of the data, assumptions, projections and analysis and of the underlying basic asset and liability data, and such tests of the assumptions, projections and analysis I considered necessary. I also reconciled the underlying basic asset and liability data to the extent applicable to [exhibits and schedules listed as applicable] of the company’s current annual statement.”

If the appointed actuary has relied upon other experts for data, assumptions, projections or analysis, the reliance section should include only the following statement:

“In forming my opinion on [specify types of reserves], I relied upon data, assumptions, projections or analysis prepared by [name and title each expert providing the data, assumptions, projections, or analysis] as certified in the attached statements. I evaluated that data, assumptions, projections or analysis for reasonableness and consistency. I also reconciled data to the extent applicable to [list applicable exhibits and schedules] of the company’s current annual statement. In other respects, my examination included review of the assumptions, projections, and analysis used and tests of the assumptions, projections and analysis I considered necessary. I have received documentation from the experts listed above that supports the data, assumptions, projections and analysis.”

The appointed actuary shall attach to his/her opinion a statement by each expert relied upon in the form prescribed by Section 3.A.12.

7. The opinion section should include only the following statement if the actuary is using prescribed wording:

“In my opinion, the reserves and related actuarial items concerning the statement items identified above:

- a. Are computed in accordance with presently accepted ASOPs consistently applied and are fairly stated, in accordance with sound actuarial principles.
- b. Are based on assumptions and methods that produce reserves at least as great as those called for in any contract provision as to reserve basis and method, and are in accordance with all other contract provisions.
- c. Meet the requirements of the insurance laws and regulations of the state of [state of domicile]; and

(Use one of the following phrases as appropriate)

“are at least as great as the minimum aggregate amounts required by any state in which this company is licensed.”

or

“are at least as great as the minimum aggregate amounts required by any state

in which this company is licensed, with the exception of the following states [list states]. For each listed state, a separate statement of actuarial opinion was submitted to that state that complies with the requirements of that state.”

- d. Are computed on the basis of assumptions and methods consistent with those used in computing the corresponding items in the annual statement of the preceding year-end (with any exceptions noted below).
- e. Include provision for all reserves and related actuarial items that ought to be established.

The reserves and related actuarial items, when considered in light of the assets held by the company with respect to such reserves and related actuarial items including, but not limited to, the investment earnings on the assets, and the considerations anticipated to be received and retained under the policies and contracts, make adequate provision, according to presently accepted ASOPs, for the anticipated cash flows required by the contractual obligations and related expenses of the company. (At the discretion of the commissioner, this language may be omitted for an opinion filed on behalf of a company doing business only in this state and in no other state.)

The methods, considerations and analyses used in forming my opinion conform to the appropriate ASOPs as promulgated by the Actuarial Standards Board, which form the basis of this statement of opinion.

This opinion is updated annually as required by statute. To the best of my knowledge, there have been no material changes from the applicable date of the annual statement to the date of the rendering of this opinion that should be considered in reviewing this opinion.

The impact of unanticipated events subsequent to the date of this opinion is beyond the scope of this opinion. The analysis of the asset adequacy portion of this opinion should be viewed recognizing that the company’s future experience may not follow all the assumptions used in the analysis.”

- 8. The opinion may include a relevant comments section. The relevant comments section should provide a brief description of each item. A detailed analysis of each item should be included in the actuarial memorandum.

Guidance Note: An example of a relevant comment is if there has been any material change in the assumptions or methods from those previously employed, a portion of the relevant comment section can describe that change in the statement of opinion by including a description of the changes, such as: “A material change in assumptions or methods was made during the past year, but such change accords with accepted actuarial standards.” A brief description of the change would follow.

Other examples of items to include in the relevant comments section include topics of regulatory importance, descriptions of the reason for qualifying an opinion or explanations for an aspect of the annual statement that is not already sufficiently explained in the annual statement.

- 9. The opinion should conclude with the signature of the appointed actuary responsible for providing the actuarial opinion and the date when the opinion was rendered. The signature

and date should appear in the following format:

Signature of Appointed Actuary

Printed Name of Appointed Actuary

Address of Appointed Actuary

Telephone Number of Appointed Actuary

Email Address of Appointed Actuary

Date

10. If the appointed actuary is able to form an opinion that is not qualified, adverse or inconclusive as those terms are defined in Section 1.B, the actuary should issue a statement of unqualified opinion. If the opinion is adverse, qualified or inconclusive, the appointed actuary should issue an adverse, qualified or inconclusive opinion explicitly stating the reason for such opinion. In all circumstances, the category of opinion should be accurately identified in the TABLE of KEY INDICATORS section of the opinion.
11. The adoption for new issues or new claims or other new liabilities of an assumption that differs from a corresponding assumption used for prior new issues or new claims or other new liabilities is not a change in assumptions within the meaning of this section (i.e., Section 3.A).
12. If the appointed actuary relies on other experts for data, assumptions, projections or analysis in forming the actuarial opinion, the actuarial opinion should identify the experts the actuary is relying upon and a precise identification of the information provided by the experts. In addition, the experts on whom the appointed actuary relies shall provide a certification that identifies the specific information provided; states that supporting documentation was provided; opines on the accuracy, completeness or reasonableness of the information provided; and describes their qualifications. This certification shall include the signature, name, title, company, address and telephone number of the person rendering the certification, as well as the date on which it is signed.

B. Description of the Actuarial Memorandum, Including an Asset Adequacy Analysis and Regulatory Asset Adequacy Issues Summary

1. The appointed actuary shall prepare a memorandum to the company describing the analysis done in support of his or her opinion regarding the reserves. The memorandum shall be made available for examination by an insurance commissioner upon request but shall be returned to the company after such examination and shall not be considered a record of the insurance department nor subject to automatic filing with an insurance commissioner.

2. In preparing the memorandum, the appointed actuary may rely on, and include as a part of his/her own memorandum, memoranda prepared and signed by other actuaries, each of whom is a qualified actuary within the meaning of the VM-01 definition thereof, with respect to the areas covered in such memoranda, and so state in his/her memoranda.
3. Any actuary engaged by the insurance commissioner under [insert reference to Section 3 of the state's Standard Valuation Law] shall have the same status as an examiner for purposes of obtaining data from the company, and the work papers and documentation of the actuary shall be retained by the insurance commissioner—provided, however, that any information provided by the company to the actuary and included in the work papers shall be considered as material provided by the company to the insurance commissioner and shall be kept confidential to the same extent as is prescribed by law with respect to other material provided by the company to the insurance commissioner pursuant to the statute governing these AOM requirements. The actuary shall not be an employee of a consulting firm involved with the preparation of any prior memorandum or opinion for the insurer pursuant to these AOM requirements for any one of the current year or the preceding three years.
4. The memorandum shall include the following statement:

“Actuarial methods, considerations and analyses used in the preparation of this memorandum conform to the appropriate standards of practice as promulgated by the Actuarial Standards Board, which standards form the basis for this memorandum.”
5. An appropriate allocation of assets in the amount of the IMR, whether positive or negative, shall be used in any asset adequacy analysis. Analysis of risks regarding asset default may include an appropriate allocation of assets supporting the asset valuation reserve; these AVR assets may not be applied for any other risks with respect to reserve adequacy. Analysis of these and other risks may include assets supporting other mandatory or voluntary reserves available to the extent not used for risk analysis and reserve support.
6. The amount of the assets used for the AVR shall be disclosed in the table of reserves and liabilities of the opinion and in the memorandum. The method used for selecting particular assets or allocated portions of assets shall be disclosed in the memorandum.
7. The appointed actuary shall retain on file, for at least seven years, sufficient documentation so that it will be possible to determine the procedures followed, the analyses performed, the bases for assumptions and the results obtained.
8. When an actuarial opinion is provided, the memorandum shall demonstrate that the analysis has been done in accordance with the standards for asset adequacy referred to in Section 2.B and any additional standards specified in these AOM requirements.
9. When an actuarial opinion is provided, the memorandum shall specify for reserves:
 - a. Product descriptions, including market description, underwriting and other aspects of a risk profile and the specific risks the appointed actuary deems significant.
 - b. Source of liability in force.
 - c. Reserve method and basis.
 - d. Investment reserves.
 - e. Reinsurance arrangements.

- f. Identification of any explicit or implied guarantees made by the general account in support of benefits provided through a separate account or under a separate account policy or contract and the methods used by the appointed actuary to provide for the guarantees in the asset adequacy analysis.
 - g. Documentation of assumptions used for lapse rates (both base and excess), interest crediting rate strategy, mortality (including base assumptions and future mortality improvement or deterioration), policyholder dividend strategy, competitor or market interest rate, annuitization rates, commissions and expenses, and morbidity. The documentation of the assumptions shall be such that an actuary reviewing the actuarial memorandum could form a conclusion as to the reasonableness of the assumptions and whether the assumptions contribute to the conclusion that the reserves make provision for “moderately adverse conditions.”
10. When an actuarial opinion is provided, the memorandum shall specify for assets:
- a. Portfolio descriptions, including a risk profile disclosing the quality, distribution and types of assets.
 - b. Investment and disinvestment assumptions.
 - c. Source of asset data.
 - d. Asset valuation bases.
 - e. Documentation of assumptions made for default costs, bond call function, mortgage prepayment function, determining market value for assets sold due to disinvestment strategy and determining yield on assets acquired through the investment strategy. The documentation of the assumptions shall be such that an actuary reviewing the actuarial memorandum could form a conclusion as to the reasonableness of the assumptions.
11. When an actuarial opinion is provided, the memorandum shall specify for the analysis basis:
- a. Methodology.
 - b. Rationale for inclusion or exclusion of different blocks of business and how pertinent risks were analyzed.
 - c. Rationale for degree of rigor in analyzing different blocks of business. (Include in the rationale the level of “materiality” that was used in determining how rigorously to analyze different blocks of business.)
 - d. Criteria for determining asset adequacy. (Include in the criteria the precise basis for determining if assets are adequate to cover reserves under “moderately adverse conditions” or other conditions as specified in relevant ASOPs.)
 - e. Whether the impact of federal income taxes was considered and the method of treating reinsurance in the asset adequacy analysis.
12. When an actuarial opinion is provided, the memorandum shall contain:
- a. Summary of material changes in methods, procedures or assumptions from the prior year’s asset adequacy analysis.

- b. Summary of results.
 - c. Conclusions.
13. The appointed actuary shall prepare a regulatory asset adequacy issues summary, the contents of which are specified below. The regulatory asset adequacy issues summary will be submitted to the domiciliary commissioner no later than April 1 of the year following the year for which a statement of actuarial opinion based on asset adequacy is required and shall be available to any other insurance commissioners on request. An insurance commissioner shall keep the regulatory asset adequacy issues summary confidential to the same extent and under the same conditions as the actuarial memorandum.
- a. The regulatory asset adequacy issues summary shall include:
 - i. The following key indicator. The only options are those presented below:

This opinion is unqualified: Yes No

If the response is “No,” the appointed actuary shall explain the reason(s) why the opinion is not unqualified in a manner that is satisfactory to the insurance commissioner.
 - ii. Descriptions of the scenarios tested (including whether those scenarios are stochastic or deterministic) and the sensitivity testing done relative to those scenarios. If negative ending surplus results under certain tests in the aggregate, the actuary should describe those tests and the amount of additional reserve as of the valuation date, which, if held, would eliminate the negative aggregate surplus values. Ending surplus values shall be determined by either extending the projection period until the in force and associated assets and liabilities at the end of the projection period are immaterial or by adjusting the surplus amount at the end of the projection period by an amount that appropriately estimates the value that can reasonably be expected to arise from the assets and liabilities remaining in force. The actuary shall provide a summary of the testing results, tabular or otherwise, sufficient to provide a clear understanding of the basis for the actuarial opinion. This summary shall include clarifying explanations of the results as needed.
 - iii. The extent to which the appointed actuary uses assumptions in the asset adequacy analysis that are materially different from the assumptions used in the previous asset adequacy analysis.
 - iv. The amount of reserves and the identity of the product lines that had been subjected to asset adequacy analysis in the prior opinion but were not subject to analysis for the current opinion.
 - v. Comments on any interim results that may be of significant concern to the appointed actuary.
 - vi. The methods used by the actuary to recognize the impact of reinsurance on the company’s cash flows, including both assets and liabilities, under each of the scenarios tested.
 - vii. Whether the actuary has been satisfied that all options, whether explicit or embedded, in any asset or liability (including, but not limited to, those

Actuarial Opinion and Memorandum Requirements

VM-30

affecting cash flows embedded in fixed income securities) and equity-like features in any investments have been appropriately considered in the asset adequacy analysis.

- b. The regulatory asset adequacy issues summary shall contain the name of the company for which the regulatory asset adequacy issues summary is being supplied and shall be signed and dated by the appointed actuary rendering the actuarial opinion.

This page intentionally left blank.

VM-31: PBR Actuarial Report Requirements for Business Subject to a Principle-Based Valuation

Table of Contents

[Section 1: Purpose](#) 31-1
[Section 2: General Requirements](#) 31-1
[Section 3: PBR Actuarial Report Requirements](#) 31-2

Section 1: Purpose

The purpose of this section is to establish the minimum reporting requirements for policies or contracts subject to a principle-based valuation according to the methods defined in VM-20 and VM-21.

Section 2: General Requirements

- A. Each year a company shall prepare, under the direction of one or more qualified actuaries, as assigned by the company under the provisions of VM-G, a PBR Actuarial Report if the company computes a deterministic reserve or a stochastic reserve or performs an exclusion test for any policy as defined in VM-20, or computes an aggregate reserve for any contract as defined in VM-21.

A company that does not compute any deterministic or stochastic reserves under VM-20 for a group of policies as a result of the policies in that group passing the exclusion tests as defined in VM-20 Section 6 must still develop a sub-report for that group of policies that addresses the relevant requirements of Section 3.

The PBR Actuarial Report shall consist of an Executive Summary, a Life ~~PBR Actuarial Summary~~, a Life Report, a ~~Variable Annuity (VA) Summary~~, and a ~~Variable Annuity PBR Actuarial VA Report~~, as applicable. The Life ~~PBR Actuarial Report~~ and the ~~Variable Annuity PBR Actuarial VA Report~~ shall each contain one or more sub-reports, with each such sub-report covering one or more groups of policies, model segments or contracts. Each such sub-report shall be prepared by the qualified actuary assigned responsibility for such groups of policies or contracts under the provisions of VM-G. The PBR Actuarial Report must include documentation and disclosure sufficient for another actuary qualified in the same practice area to evaluate the work.

- B. The PBR Actuarial Report must include descriptions of all material decisions made and information used by the company in complying with the minimum reserve requirements and must comply with the minimum documentation and reporting requirements set forth in Section 3.
- C. The Executive Summary, ~~Life Summary and VA Summary~~ of the PBR Actuarial Report, as provided in Section 3.B, ~~Section 3.C and Section 3.E~~, shall be submitted to the company's domiciliary commissioner no later than April 1 of the year following the year to which the PBR Actuarial Report applies. The entire PBR Actuarial Report, as provided by the entirety of Section 3, shall be submitted upon request to the company's domiciliary commissioner no later than April 1 of the year following the year to which the PBR Actuarial Report applies or within 30 days, if requested after April 1. Similarly, the company shall submit the entire PBR Actuarial Report or the Executive Summary, ~~Life Summary and VA Summary~~ upon request, to the ~~insurance~~ commissioner of any other jurisdiction in which the company is licensed.
- D. The company shall retain on file, for at least seven years from the date of filing, sufficient documentation so that it will be possible to determine the procedures followed, the analyses performed, the bases for assumptions and the results obtained in a principle-based valuation.

E. The PBR Actuarial Report shall be submitted in searchable portable document format (PDF) form, in which the narrative uses a font size no smaller than 10 point. However:

1. This requirement shall in no way preclude the use of graphs and charts.
2. As needed, large arrays of data should be submitted alongside the PDFpdf file in the form of spreadsheets. The PDFpdf document shall make specific reference to such accompanying files. Such companion files shall be considered to be part of the PBR Actuarial Report for regulatory review purposes.

Section 3: PBR Actuarial Report Requirements

- A. The PBR Actuarial Report shall contain a table of contents with associated page numbers. The PBR Actuarial Report shall retain and follow the order of the requirements ~~provided in Section 3.B and Section 3.C, and then be followed by Section 3.D listed herein.~~ If only policies ~~subject valued under~~ VM-20 are included, then Section 3.D ~~is~~ E and Section 3.F are not applicable. If only contracts ~~subject to valued under~~ VM-21 are included, then Section 3.CB.3, Section 3.B.5, Section 3.B.6 and Section 3.CD are not applicable. The PBR Actuarial Report shall keep ~~the~~ corresponding headers for each requirement and include an explanatory statement for any requirement that is not applicable.
- B. Executive Summary – The PBR Actuarial Report shall contain a single ~~e~~Executive ~~s~~Summary at the beginning of the report ~~that which~~ addresses all sub-reports. The ~~e~~Executive ~~s~~Summary shall include the following:
1. **Qualified Actuary** – An opening paragraph identifying the qualified actuary ~~who that~~ has been assigned by the company to prepare each sub-report of the PBR Actuarial Report, the qualifications of the qualified actuary and the relationship of the qualified actuary to the company.
 2. **Groups of Policies and/or Contracts** – A ~~description listing~~ of the groups of policies subject to valued under VM-20 and/or contracts subject to valued under VM-21 and the groups of policies or contracts covered by each sub-report, including descriptions of key product features that impact risk, such as death benefit guarantees, living benefit guarantees, or any other guarantees.
 3. **Policies** – A summary of the base policies within each VM-20 ~~product group~~ reserving category. Include information necessary to fully describe the company's distribution of business. For direct business, use PBR Actuarial Report Template A located on the NAIC website (https://www.naic.org/pbr_data.htm?tab=3) to provide descriptions of each base policy product type and underwriting process (including a description of the process, the time period in which it was used, and the level of any additional margin), with a breakdown of policy count and face amount by base policy product type and underwriting process. Also include the target market, primary distribution system, and key product features that ~~affect~~ impact risk.
 4. **Contracts** – A description of the contracts valued under VM-21, including descriptions of the target market, primary distribution system, and key product features that ~~affect~~ impact risk, such as death benefit guarantees, living benefit guarantees, or any other guarantees.
 5. **High-Level Results** – Summarized separately for business valued under VM-20 and business valued under VM-21, for the current and prior year, and on both a pre- and post-reinsurance-ceded basis, a table of the final reported reserve amounts, policy or contract

counts, face amounts (for policies under VM-20) or in-force account values (for contracts under VM-21) and any other metrics helpful for the understanding of the company's overall level of reserves under a principle-based valuation. A template is provided below for reference.

	Post-Reinsurance-Ceded		Pre-Reinsurance-Ceded	
	Current Year (YYYY)	Prior Year (YYYY-1)	Current Year (YYYY)	Prior Year (YYYY-1)
<u>Life Insurance valued under VM-20</u>				
- Total VM-20 Reserve				
- Face Amount			N/A	N/A
- Policy Count			N/A	N/A
<u>VA valued under VM-21</u>				
- Total VM-21 Reserve				
- Account Value			N/A	N/A
- Contract Count			N/A	N/A

Guidance Note: Since AG 43 references the reserve requirements of VM-21, any contracts within the scope of AG 43 are considered to be valued under VM-21, and they should be documented as such within this PBR Actuarial Report.

C. ~~Life PBR Summary~~ ~~A summary~~ The PBR Actuarial Report shall contain a Life Summary of the critical elements of all sub-reports of the Life ~~PBR Actuarial~~ Report as detailed in Section 3.CD. In particular, this ~~summary~~ Life Summary shall include:

- a1. ~~VM-20 Materiality~~ ~~A description of the rationale for determining whether a decision, information, assumption, risk or other element of a principle based valuation under VM-20 has a material impact on the modeled reserve. Such rationale could include criteria such as a percentage of reserves, a percentage of surplus and/or a specific monetary value, as appropriate. The standard established by the company pursuant to VM-20 Section 2.H.~~
- b2. ~~Material-Monitored Risks and Findings or Concerns~~ – A summary of:
 - a. ~~The material risks within the principle-based valuation under VM-20 and other risks that are subject to close monitoring by the board, the company, the qualified actuary, or any state insurance-state insurance regulators in jurisdictions in which the company is licensed. Include any significant information required to be provided to the board pursuant to VM-G, such as elements materially inconsistent with the company's overall risk assessment processes, and~~
 - b. ~~Any significant unresolved issues regarding the principle-based valuation under VM-20 in accordance with VM-G Section 4.A.5.~~

Guidance Note: Risks that are subject to close monitoring include items pursuant to VM-G Section 3.A that necessitate a heightened degree of oversight for the implementation or ongoing operation of the principle-based valuation function under VM-20. These may include risks relating to a process, procedure, control, or resource. An example might be that the company is closely monitoring the adequacy of resources and level of knowledge for PBR.

- e3. Changes in Reserve Amounts – A description of ~~any material the~~ changes in reserve amounts from the prior year to the current year and ~~an explanation for why~~ the changes are reasonable.
- e4. Changes in Methods – A description of any significant changes from the prior year in the methods used to model cash flows or other risks, or used to determine assumptions and margins, and the rationale for the changes.
- e5. Assets and Risk Management – A brief description of the asset portfolio, and the approach used to model risk management strategies, such as hedging, and other derivative programs, including a description of any clearly defined hedging strategies.
- e6. Consistency ~~Between-between~~ Life Sub-Reports – A brief description of any material differences in methods, assumptions or risk management practices between groups of policies ~~or contracts~~ covered in separate Life sub-reports, to the extent that they are not explained by variations in product features, and the rationale for such differences.
- 7. Governance – A statement indicating that governance documentation, including that required by VM-G Section 2.A.5, VM-G Section 3.A.6, and VM-G Section 4.A.3, is available upon request.
- 8. ~~48.~~ Closing Section – A closing section with the signature, credentials, title, telephone number and e-mail address of the qualified actuary (or qualified actuaries) responsible for the ~~executive summary~~Life Summary, the company name and address, and the date signed.
- e9. Supplement Part 1 – A copy of Part 1 of the VM-20 Reserves Supplement from the annual ~~financial~~ statement blank.
- e10. Supplement Part 2 – A copy of Part 2 of the VM-20 Reserves Supplement from the annual ~~financial~~ statement blank.

D. Life ~~PBR Actuarial~~ Report – This subsection establishes the PBR ActuarialLife Report requirements for individual life insurance policies ~~subject to~~valued under VM-20.

The company shall include in the Life PBR Actuarial Report and in any sub-report thereof:

- 1. Assumptions and Margins – Details on the ~~A summary of~~ valuation assumptions and margins, including:
 - a. ~~Listing Tables – A listing of the final~~For each material risk, the anticipated experience assumptions, margins, and prudent estimate assumptions used in the model, provided in Excel format. -A complete table of reinsurance premiums is not required. -If applicable, provide upon request a sample calculation demonstrating the methodology used to determine future reinsurance premiums reflecting non-guaranteed reinsurance features, including margins and details of any simplifications and approximations used, and margins for the major risk factors and

Guidance Note: See VM-20 Section 9.B.1 for a discussion on material risks.

For valuation dates prior to Dec. 31, 2022, the company's domiciliary commissioner may permit less than full compliance with the above section 3.D.1.a, provided that the

~~commissioner determines that the company has made a good faith attempt to comply.~~

- ~~a-b. **Changes** – A description of any changes in anticipated experience assumptions or margins since the last PBR Actuarial Report.~~
- ~~c. **Company Experience Studies** – The following information for each risk factor, provided using PBR Actuarial Report Template C provided on the NAIC website (link to be determined): the type(s) of policies included by VM-20 reserving category, the year the most recent experience study was performed, along with the observation calendar years, the policy issue years included, and the length of the lag time used to allow for events reported after the study period.~~
- ~~b-d. **Methods Assumption and Margin Development** – The following information for each risk factor: – Description of the methods used to determine anticipated experience assumptions and margins, including the sources of experience (e.g., including company experience, industry experience, or other data); – and how changes in such experience are monitored; – any adjustments made to increase mortality margins above the prescribed margin (such as to reflect increased uncertainty with newer underwriting approaches); and – e. **Other Considerations** – Description of any other considerations helpful in or necessary to understanding the rationale behind the development of assumptions and margins, even if such considerations are not explicitly mentioned in the *Valuation Manual*.~~
2. **Cash-Flow Models** – The following information regarding the cash-flow model(s) used by the company in performing a principle-based valuation under VM-20:
- a. **Modeling Systems** – Description of the modeling system(s) used for both assets and liabilities. ~~Each description should include identification of the model vendor when external, identification of the model version number, discussion of the degree of customization in the model, and discussion of the extent and function of supporting tools (e.g., pre-processing or post-processing in a spreadsheet or database software).~~ and If more than one modeling system is used, a description of how the modeling systems interact.
 - b. **Model Segments** – Description and rationale for the organization of the policies and assets into model segments, consistent with the guidance from VM-20 Section 7.A.1.b and VM-20 Section 7.D.2.
 - c. **Grouping ~~W~~within Model Segments (Deterministic)** – Description of the approach and rationale used to group assets and policies for the deterministic reserve calculation within each model segment.

A clear indication shall be provided of how the company met the requirements of Section 2.G of VM-20 with respect to the grouping of policies. It shall be documented that, upon request, information may be obtained that is adequate to permit the audit of any subgroup of policies to ensure that the reserve amount calculated using a seriatim (policy-by-policy) liability model produces a reserve amount not materially higher than the reserve amount calculated using the grouped liability model.
 - d. **Grouping ~~W~~within Model Segments (Stochastic)** – Description of the approach and rationale used to group assets and policies for the stochastic reserve calculation within each model segment if different from the approach used in paragraph 2.c.

- e. Calculation and Model Validation – Description of the approach used to validate model calculations ~~within each model segment for both the deterministic and stochastic models~~ NPR, DR and SR, including:
 - i. ~~How~~ How the model was evaluated for appropriateness and applicability, ~~including a thorough explanation of how the company became comfortable with the model (e.g., specific model controls, independent reviews performed, etc.).~~
 - ii. ~~How~~ How the model results compare with actual historical experience.
 - iii. ~~Tables showing numerical static and dynamic validation results, and commentary on these results.~~
 - iv. ~~What~~ Which risks, if any, ~~risks~~ are not included in the model, ~~the extent to which correlation of different risks is reflected in the margins, and~~
 - v. ~~Any material~~ Any material limitations of the model that could materially impact the NPR, DR or SR.
 - f. Projection Period – Disclosure of the length of projection period and comments addressing the conclusion that no material amount of business remains at the end of the projection period for both the deterministic and stochastic models.
 - g. Reinsurance Cash Flows – Description of how reinsurance cash flows are modeled.
 - h. Deterministic Reserve Method – Identification of the deterministic reserve method applied for each model segment, either the gross premium valuation method outlined in VM-20 Section 4.A or the direct iteration method outlined in VM-20 Section 4.B.
3. Mortality – The following information regarding the mortality assumptions used by the company in performing a principle-based valuation under VM-20:
- a. Mortality Segments – Description of each mortality segment and the rationale for selecting the policies to include in each mortality segment.
 - b. Company Experience – If company experience is used, a description and summary of the company experience mortality rates for each mortality segment, including a summary of the company experience mortality rates for any aggregate class that ~~mortality rates are based on~~ to be sub-divided into mortality segments pursuant to VM-20 Section 9.C.2.d.
 - c. Industry Tables – Description of the industry basic table used for each mortality segment, including:
 - i. For mortality segments where industry basic tables are used in lieu of company experience at all durations, a discussion of why company experience data is limited or unavailable and the rationale for the choice of industry basic table to the extent not covered in Section 3.~~ED~~.3.e and Section 3.~~ED~~.3.f below.
 - ii. For mortality segments where company experience with margins is graded to industry basic table with margins per VM-20 Section 9.C.~~67~~.b.~~iii~~, the rationale for the choice of industry basic table to the extent not covered in

Section 3.~~CD~~.3.e and Section 3.~~CD~~.3.f below.

- d. ~~Conservation of Deaths~~Aggregate Company Experience – If the company ~~subdivides bases mortality rates on more aggregate company experience into various sub classes or mortality segments to determine company experience mortality rates pursuant to VM-20 Section 9.C.2.d.;~~
- i. ~~Documentation that when the mortality segments are weighted together, the total amount of expected claims is not less than the aggregate company experience data for the aggregate class group.~~
 - ii. ~~If underwriting processes are treated as similar pursuant to VM-20 Section 9.C.2.d.iii, a description, summary, and citation of the third-party proprietary experience studies or published medical, clinical, or other published studies used to support the expectations regarding mortality. The full reports and analyses for any third-party proprietary experience studies shall be submitted upon request, shall be considered part of the PBR Actuarial Report, and shall be kept confidential to the same extent as is prescribed by law with respect the rest of the PBR Actuarial Report.~~
 - iii. ~~If underwriting processes are treated as similar pursuant to VM-20 Section 9.C.2.d.iv, a description, explanation, and summary of results for the most recent retrospective demonstration.~~
- e. Relative Risk Tool – Description, rationale and results of applying the Relative Risk Tool to select the industry basic table(s), and a summary of the analysis performed to evaluate the relationship between the Relative Risk Tool and the anticipated mortality established for mortality segments where the mortality assumption is affected by the application of the Relative Risk Tool. If underwriting-based justification not involving the Relative Risk Tool is being applied, provide similar analysis applicable to the ~~company's~~ company's methods.
- f. Alternative Data Sources – If company experience mortality rates for any mortality segment are not based on the experience directly applicable to the mortality segment (whether or not the data source is from the company), a summary containing the following:
- i. The source of data, including a detailed explanation of the appropriateness of the data, and the underlying source of data, including how the company experience mortality rates were developed, graduated and smoothed.
 - ii. Similarities or differences noted between policies in the mortality segment and the policies from the data source (e.g., type of underwriting, marketing channel, average policy size, etc.).
 - iii. Adjustments made to the experience mortality rates to account for differences between the mortality segment and the data source.
 - iv. The number of deaths and death claim amounts by major grouping and including: age, gender, risk class, policy duration and other relevant information.
- g. Adjustments to Company Experience Mortality – If the company makes

adjustments to company experience mortality rates:

- i. Rationale for the adjustments.
 - ii. For adjustments due to changes in risk selection and/or underwriting practices, a description, summary and citation of the published medical, clinical or other published studies used to support the adjustments, including rationale and support for use of the study (or studies).
 - iii. Documentation of the mathematics used to adjust the mortality.
 - iv. Summary of any other relevant information concerning adjustments to the experience mortality, including the removal of policies insuring impaired lives and those for which there is a reasonable expectation, due to conditions such as changes in premiums or other policy provisions, that policyholder behavior will lead to mortality results that vary significantly from those that would otherwise be expected.
- h. Credibility – The following items related to credibility:
- i. Identification of the method used to determine credibility percentage(s) for the company’s mortality exposure period, including a listing of the credibility percentage that was used in VM-20 Section 9.C.7.b for each mortality segment, and an indication of whether each such the credibility percentage was determined at the mortality segment level or at a higher level using aggregate mortality experience.
 - ii. A statement confirming that the credibility level was calculated using the data from the company’s mortality experience study, based on uncapped amounts of insurance.
 - iii. For each credibility percentage that was used in VM-20 Section 9.C.6.b, the numerical values of all credibility formula inputs, along with calculation steps. -For the Limited Fluctuation Method, this shall include r , z , m , σ , and the resulting value of Z . -For the Bühlmann Empirical Bayesian Method, this shall include A , B , C , and the resulting value of Z .
- i. Adjustments for Mortality Improvement – Description of and rationale for any adjustments to the mortality assumptions for mortality improvement up to the valuation date. Such a description shall include the assumed start and end dates of the improvements and a table of the annual improvement percentage(s) used, separately for company experience and the industry basic table(s), along with a sample calculation of the adjustment (e.g., for a male preferred nonsmoker age 45).
- j. Adjustments-Mortality for Impaired Lives or Policyholder Behavior – -Description Disclosure of:
- i. the percentage of business that is on impaired lives;
 - ii. whether impaired lives were included or excluded from the mortality study upon which company experience mortality was based; and

~~iii. rationale for whether any adjustments to mortality assumptions for impaired lives or policyholder behavior were found to be necessary and, if so, the rationale for the adjustments that were used.~~

~~Item (iii) above is a required disclosure for post-level term mortality assumptions even if the company uses a 100% shock lapse assumption, since it pertains to the analysis demonstrating whether there are post-level term profits.~~

k. Setting Prudent Estimate Assumptions for Mortality – If company experience is used, a summary of the approach used to determine the final set of prudent estimate assumptions for mortality, including:

- i. The start and ending period of time used to grade company experience to the industry basic table, including the approach used to grade company experience mortality rates to the industry table for advanced ages (attained age 100 ~~and up or 15 years after policy underwriting~~).
- ii. Description and results of any smoothing technique used.
- iii. Description of any adjustments that were made to ensure reasonable relationships are maintained between mortality segments that reflect the underwriting class or risk class of each mortality segment.
- iv. Description and justification of the mortality rates the company actually expects to emerge, and a demonstration that the anticipated experience assumptions are no lower than the mortality rates that are actually expected to emerge. The description and demonstration should include the level of granularity at which the comparison is made (e.g., ordinary life, term only, preferred term, etc.)

~~l. Adjustments to Mortality Margins – Description and rationale of any adjustments made to increase margins above the prescribed margin.~~

~~lm. Actual to Expected Mortality Analysis – At least once every three years, the results of an actual to expected (without margins) analysis. Summary of the results of an actual to expected (without margins) analysis at least once every three years, or, for mortality segments for which mortality rates are based on more aggregate company experience pursuant to VM-20 Section 9.C.2.d.vi, at least annually for each individual mortality segment separately until such a time as the estimated change in expected mortality has been shown to be stable and unlikely to change based on further review. For the purposes of this analysis, the expected mortality shall be that last determined under VM-20 Section 9.C.2.e.~~

~~m. Adjustments to NPR Mortality – Description and rationale of any adjustments made to the CSO mortality rates used in the NPR calculation to reflect the requirements of VM-20 Section 3.C.1.g.~~

4. Policyholder Behavior – The following information regarding each policyholder behavior assumption used by the company in performing a principle-based valuation under VM-20:

- a. Data Sources-Reliability – Discussion of the Sources and reliability of the data and an explanation of why the data ~~are~~is reasonable and appropriate for this purpose.
- b. Sparse Data – Explanation of how assumptions were determined for periods that were based on less than fully credible or relevant data.
- ~~c. Anticipated Experience Assumptions – Description of method used to develop anticipated experience assumptions.~~
- ~~d. Actual to Expected Policyholder Behavior Analysis – At least once every three years, ~~†~~The results of ~~an~~the most recently available actual to expected (without margins) analysis, including:
 - i. Definitions of the expected basis used in all actual-to-expected ratios shown.
 - ii. Comments addressing the conclusions drawn from the analysis.~~
- ~~e. Margins and Sensitivity Tests – Margins used, methodology used to determine the margins and Rationale for the particular margins used and a description of testing performed to determine the size and direction of the margins by duration, including how the results of sensitivity tests were used in connection with setting the margins.~~
- ~~f. Impact of Non-guaranteed Element ~~GEs~~ – How changes in NGE affect the policyholder behavior assumptions.~~
- ~~g. Scenario-Dependent Dynamic Formulas – Description of any scenario-dependent dynamic formula.~~
- ~~h. Changes from Prior Year – Changes in anticipated experience assumptions and/or margins since the last PBR Actuarial Report.~~
- ~~i. Flexible Premiums – For policies that give policyholders flexibility in timing and amount of premium payments, the results of sensitivity tests related to the following premium payment patterns: minimum premium payment, no further premium payment, pre-payment of premium assuming a single premium and pre-payment of premiums assuming level premiums.~~
- ~~j. Anti-Selective Lapses – Specific to lapses, a description of and rationale regarding adjustments to lapse and mortality assumptions to account for potential anti-selection.~~
- ~~k. Competitor Rates – Competitor rate definition and usage.~~
- ~~l. Post-Level Term Testing – For products with a level term period:
 - i. Summary results of the seriatim comparison of the present value of post-level term cash inflows and outflows for the DR as required by VM-20 Section 9.D.6.~~

- a. Starting Assets – The amount of starting assets supporting the policies subject to a principle-based valuation under VM-20, and the method and rationale for determining such amount.
- b. Asset Selection – Method used and rationale for selecting the starting assets and apportioning the assets between the policies subject to a principle-based valuation under VM-20, and those policies not subject to principle-based valuation under VM-20.
- c. Asset Segmentation – Method used and rationale for allocating the total asset portfolio into multiple segments, if applicable.
- d. Asset Description – Description of the starting asset portfolio, including the types of assets, duration and their associated quality ratings.
- e. Market Values – Method used to determine projected market value of assets (if needed for assumed asset sales).
- f. Risk Management – Detailed description of model risk management strategies, such as hedging and other derivative programs, including any clearly defined hedging strategies, specific to the groups of policies covered in this sub-report and not discussed in the Executive Life Summary Section 3.BC.35.e.
- g. Foreign Currency Exposure – Analysis of exposure to foreign currency fluctuations.
- h. Maximum Net Spread Adjustment Factor – Summary of the results of the steps for determining the maximum net spread adjustment factor for each model segment, including the method used to determine option adjusted spreads for each existing asset.
- i. Net Asset Earned Rate~~AER~~ – ~~For each model segment’s deterministic reserve: If the gross premium valuation method outlined in VM-20 Section 4.A was used, -a listing or graph of the path of calculated NAER for all years of the projection and an explanation of any abnormally high or low NAER values or unusual patterns over time~~~~A complete listing of the path of NAER for each model segment calculated for the deterministic reserve, if using the gross premium valuation method outlined in VM-20 Section 4.A.~~
- j. Investment Expenses – Description of the investment expense assumptions.
- k. Prepayment, Call and Put Functions – Description of any prepayment, call and put functions.
- l. Asset Collar – If required under the criteria described in VM-20 Section 7.D.3, documentation that supports the conclusion that the modeled reserve is not materially understated as a result of the estimate of the amount of starting assets.
- m. Residual Risks and Frictional Costs – With respect to modeling of derivative programs if a company assumes that residual risks and frictional costs have a value of zero, a demonstration that a value of zero is an appropriate expectation.
- n. Policy Loans – Description of how policy loans are modeled, including documentation that if the company substitutes assets that are a proxy for policy

- loans, the modeled reserve produces reserves that are no less than those produced by modeling existing loan balances explicitly.
- o. General Account Equity Investments – Description of an approach and rationale used to group general account equity investments, ~~including non-registered indexed products,~~ including an analysis of the proxy construction process that establishes the relationship between the investment return on the proxy and the specific equity investment category.
 - p. Separate Account Funds – Description of the approach and rationale used to group separate account funds and subaccounts, including analysis of the proxy construction process that establishes a firm relationship between the investment return on the proxy and the specific variable funds.
 - q. Mapping Stochastic Economic Paths to Fund Performance – Description of method to translate stochastic economic paths into fund performance.
 - r. Modeled Company Investment Strategy and Reinvestment Assumptions – Description of the ~~asset-modeled company~~ investment strategy used in the ~~model demonstration of compliance required by VM-31 Section 3.C.D.6.s,~~ including asset reinvestment and disinvestment assumptions, and documentation supporting the appropriateness of the ~~model-modeled company~~ investment strategy compared to the actual investment policy of the company.
 - s. Modeled Alternative Investment Strategy – Documentation ~~demonstrating compliance with VM-20 Section 7.E.1.g. Sshowing that the modeled reserve is the higher of that produced using the modeled company investment strategy and the alternative investment strategy. that the model investment strategy does not produce a modeled reserve that is less than the modeled reserve that would result by assuming an alternative investment strategy in which all fixed income reinvestment assets are public non-callable bonds with gross assets spreads, asset default costs and investment expenses by projection year that are consistent with a credit quality blend of 50% PBR credit rating of 6 (“A2/A”) and 50% PBR credit rating of 3 (“Aa2/AA”).~~
 - t. Number of Scenarios – Number of scenarios used for the stochastic reserves and the rationale for that number.
 - u. Scenario Reduction Techniques – If a scenario reduction technique is used, a description of the technique and documentation of how the company determined that the technique meets the requirements of Section 2.G of VM-20.
7. Revenue-Sharing Assumptions – The following information regarding the revenue-sharing assumptions used by the company in performing a principle-based valuation under VM-20:
- a. Agreements and Guarantees – Description of revenue-sharing agreements and the nature of any guarantees underlying the revenue-sharing income included in the projections, including: the terms and limitations of the agreements; relationship between the company and the entity providing the revenue-sharing income; benefits and risk to the company and the entity providing the revenue-sharing income of continuing the arrangement; the likelihood that the company will collect the revenue-sharing income during the term of the agreement; the ability of the company to replace the services provided by the entity providing the revenue-

- sharing income; and the ability of the entity providing the revenue-sharing income to replace the service provided by the company.
- b. Amounts Included – The amount of revenue-sharing income and a description of the rationale for the amount of revenue-sharing income included in the projections, including any reduction for expenses.
 - c. Revenue-Sharing Margins – The level of margin in the prudent estimate assumptions for revenue-sharing income and description of the rationale for the margin for uncertainty.
8. Reinsurance – The following information regarding the reinsurance assumptions used by the company in performing a principle-based valuation under VM-20:
- a. Agreements – For those reinsurance agreements included in the calculation of the minimum reserve as per VM-20 Section 8.A, a description of each reinsurance agreement, including, but not limited to, the type of agreement, the counterparty, the risks reinsured, the portion of business reinsured, identification of both affiliated and non-affiliated, as well as captive and non-captive, or similar relationships, and whether the agreement complies with the requirements of the credit for reinsurance under the terms of the AP&P Manual.
 - b. Assumptions – Description of reinsurance assumptions used to determine the cash flows included in the model.
 - c. Separate Stochastic Analysis – To the extent that a single deterministic valuation assumption for risk factors associated with certain provisions of reinsurance agreements will not adequately capture the risk of the company, a description of the separate stochastic analysis that was used outside the cash-flow model to quantify the impact on reinsurance cash flows to and from the company. The description should include which variables are modeled stochastically.
 - d. Multiple Agreement Allocation Method – If a policy is covered by more than one reinsurance agreement, description of the the-method to allocate reinsurance cash flows from each agreement.
 - e. Counterparty Assets – Pursuant to VM-20 Section 8.C.14, if the company concludes that modeling the assets supporting reserves held by a counterparty is not necessary, documentation of the testing and logic leading to that conclusion.
 - f. Pre-Reinsurance-Ceded Minimum Reserve – Description and rationale for methods and assumptions used in determining the pre-reinsurance-ceded minimum reserve that differ from methods and assumptions used in determining the minimum reserve (post-reinsurance-ceded), including support that such methods and assumptions are consistent with VM-20 Section 8.D.2.
9. Non-guaranteed ElementsGE – The following information, where applicable, regarding the NGE assumptions used by the company in performing a principle-based valuation under VM-20:
- a. Modeling – Description of the approach used to model NGEs, including a discussion of how future NGE amounts were adjusted in scenarios to reflect changes in experience and including how lag in timing of any change in NGE relative to date of recognition of change in experience was reflected in projected NGE amounts.

- b. NGE Margins – Description of the approach to establish a margin for conservatism, if applicable.
- c. Past Practices and Policies – Description of how the company’s past NGE practices and established NGE policies were reflected in projected NGE amounts, including a discussion of the impact of interest rates or other market factors on past and projected premium scales, cost of insurance scales, and other NGEs.
- d. Consistency – Description of the following: (i) whether and how projected levels of NGEs in the model are consistent with experience assumptions used in each scenario; and (ii) whether and how policyholder behavior assumptions are consistent with the NGE assumed in the model.
- e. Conditional Exclusion – State if and how the provision in Section 7.C.5 of VM-20 allowing conditional exclusion of a portion of an NGE is used.
 - i. If used, discuss whether the provision is used for any purpose other than recognition of subsidies for participating business.
 - ii. If used, discuss how prevention of double counting of assets is ensured.

Guidance Note: Examples of considerations include: (1) if the subsidy is provided by a downstream company, and the carrying value of the downstream company is reported as an asset on the company’s books, where is the offsetting liability reported; or (2) if the subsidy is provided by another block of business within the company, is the subsidy included in cash-flow testing of the “other block.”

- f. Interest Crediting Strategy – Description of interest crediting strategy.
 - g. Interest Bonus – Description of any interest bonuses included in the model.
10. Exclusion Tests – The following information regarding the deterministic and stochastic exclusion tests, if calculated:
- a. Exclusion Test Policies – Identification and description of each group of policies using the deterministic and stochastic exclusion tests, including contract type and risk profile, and rationale for each grouping of policies.
 - b. Type of Stochastic Exclusion Test – ~~For Identification of~~ each group of policies that the company elects to exclude from stochastic reserve requirements and, the SET used (passing the SERT or stochastic exclusion demonstration test, or certification that the group of policies does not contain material interest, tail or asset risk). For any group of policies for which a prior year’s result is being invoked as to the passing of the stochastic exclusion demonstration test or the certification that policies are not subject to material interest rate risk, a statement indicating which prior year’s result it was.
 - c. Stochastic Exclusion Ratio Test – For groups of policies for which the SERT is used, the following data results of the 16 scenarios and the test ratio on a post-reinsurance-ceded basis calculated in accordance with VM-20 Section 6.A.2 and on a pre-reinsurance-ceded basis calculated in accordance with VM-20 Section 8.D.2.

Guidance Note: Pursuant to VM-20, margins must increase the reserve, so the impact of each margin, as calculated by subtracting (i) from (ii) above, must be positive.

- b. ~~Impact of Aggregate Impact of Margins~~ – For each group of policies for which a separate deterministic reserve is calculated, the aggregate impact of all margins on the deterministic reserve for that group of policies determined by subtracting (i) from (ii):
- i. The deterministic reserve for that group of policies, but with the reserve calculated based on anticipated experience assumptions for all risk factors prior to the addition of any margins.
 - ii. The deterministic reserves for that group of policies as reported.
- c. Impact of Implicit Margins – For purposes of the disclosures required in 11.a and 11.b above:
- i. If the company believes the method used to determine anticipated experience mortality assumptions includes an implicit margin, the company can adjust the anticipated experience assumptions to remove this implicit margin. For example, to the extent the company expects mortality improvement after the valuation date, any such mortality improvement is an implicit margin and, therefore, is an acceptable adjustment to the anticipated experience assumptions for this reporting purpose only. If any such adjustment is made, the company shall document the rationale and method used to determine the anticipated experience assumption.
 - ii. Since the company is not required to determine an anticipated experience assumption or a prudent estimate assumption for risk factors that are prescribed for the deterministic reserve (i.e., interest rates movements, equity performance, default costs and net spreads on reinvestment assets), when determining the impact of margins, the prescribed assumption shall be deemed to be the prudent estimate assumption for the risk factor, and the company can elect to determine an anticipated experience assumption for the risk factor, based on the company's anticipated experience for the risk factor. If this is elected, the company shall document the rationale and method used to determine the anticipated experience assumption.
- d. Sensitivity Tests – ~~An explanation of~~ For each distinct product type for which margins were established:
- i. ~~List the specific sensitivity tests performed for each risk factor or combination of risk factors.;~~
 - ii. ~~Indicate whether the reserve was calculated based on the anticipated experience assumptions or prudent estimate assumptions for all other risk factors while performing the tests.;~~
 - iii. ~~Provide the numerical results of the sensitivity tests.;~~ ~~and~~
 - iv. ~~Explain how the results of sensitivity tests and varying assumptions were used or considered in developing assumptions including a description of results of and action taken with respect to sensitivity tests performed.~~

Guidance Note: If a model segment contains multiple distinct product types (e.g., ART, Level Term), (i) through (iv) should be done for each product type.

- e. Material Risks Not Fully Reflected – A description of material risks not fully reflected in the cash-flow model used to calculate the stochastic reserve, including:
- i. A description of each element of the cash-flow model for which this provision has been made in the stochastic reserve (e.g., risk factors, policy benefits, asset classes, investment strategies, risk mitigation strategies, etc.).
 - ii. A description of the approach used by the company to provide for these risks in the stochastic reserve outside the cash-flow model, a summary of the rationale for selecting this approach and the key assumptions justifying the underlying approach.
 - iii. If there is more than one model element included in this provision, clarifying whether a separate provision was determined for each element, or collectively for groups of two or more elements and explaining the methodology, supporting rationale and key assumptions for how separate provisions were combined.
- f. Allocation for Deterministic Reserve – For each group of policies for which a deterministic reserve is calculated and an allocation is performed as described in VM-20 Section 4.C, disclosure of the ratio (i) to (ii), in which the respective components are:
- i. The deterministic reserves for that group of policies as reported.
 - ii. The sum of the deterministic reserves calculated separately for each VM-20 Reserving Category product group within that group of policies.
- g. Impact of Aggregation for Stochastic Reserve – For each group of policies for which a stochastic reserve is calculated, the impact of aggregation on the stochastic reserve, including a discussion of material risk offsets across different product types within a VM-20 Reserving Category product group that were modeled together.
- h. Calculations as of the Valuation Date – The following information:
- i. A statement confirming that the NPR was calculated based on policies in force as of the valuation date, ~~and~~
 - ii. If the DR and/or SR were calculated as of the valuation date, a statement confirming that the calculations were based on the following items: policies in force, starting assets, and the starting yield curve as of the valuation date, and the prescribed Table A and Tables F through J in effect on the valuation date.
 - i. Use of Calculations as of a Date Preceding the Valuation Date – ~~If the company uses a date that precedes the valuation date, (to calculate the reserves, the company shall (i.e., if the dates of any of the items listed in Section 3, CD.11.h.ii preceded the valuation date): state~~

~~the date used and explain why the use of such date will not produce a material change in the results if the results were based on the valuation date. Such explanation shall describe the process the qualified actuary used to determine the adjustment, the amount of the adjustment and the rationale for why the adjustments are appropriate.~~

- ~~i. The dates used for each item listed in Section 3.CD.11.h.ii, separately for the DR and/or SR.~~
- ~~ii. A description of the methodology used to determine the adjustment required by VM-20 Section 2.E, along with the adjustment amount and an explanation that justifies why it produces a reserve that is not materially less than a reserve calculated as of the valuation date.~~
- ~~ij. **Approximations, and Simplifications, and Modeling Efficiency Techniques** – A description of ~~any~~ each approximations, ~~and~~ simplifications or modeling efficiency technique used in reserve calculations, and a statement that the required VM-20 Section 2.G demonstration is available upon request and shows that: 1) the use of each approximation, simplification, or modeling efficiency technique does not understate the reserve by a material amount; and 2) the expected value of the reserve is not less than the expected value of the reserve calculated that does not use the approximation, simplification, or modeling efficiency technique.~~
- ~~k. ULSG Detail – Breakdown of ULSG reserve results (NPR, DR, and SR) into Variable UL, Indexed UL, and regular UL components, both pre- and post-reinsurance, along with case counts and face amounts.

Any given UL policy is to be classified in its entirety as either Variable UL, Indexed UL or regular UL. -If a ULSG policy satisfies the definition of a variable life insurance policy (even if it contains options for indexed funds or fixed funds), that policy should be classified as variable for this VM-31 reporting purpose. -If it does not, but it satisfies the definition of an Indexed UL policy, it should be classified as Indexed.~~
- ~~l. PIMR – Description of the methodology used to derive the PIMR balance on the projection start date and allocate it among the model segments, and the dollar amount of each such portion of PIMR.~~
12. Riders and Supplemental Benefits – The following information on the riders and supplemental benefits attached to the base policies is subject to VM-20:
 - ~~a. A brief description of the coverage provided and a list of the products to which the rider or supplemental benefit is attached.;~~
 - ~~b. Whether the rider or supplemental benefit has a separate premium or charge.;~~
 - ~~c. For the NPR, deterministic reserve, and stochastic reserve separately, an indication of whether the rider or supplemental benefit was valued with the base policy or separately, and a brief description of the valuation methodology used.;~~
 - ~~d. For the NPR, deterministic reserve, and stochastic reserve separately, whether the rider or supplemental benefit had a non-zero reserve and whether the reserve amount was included in the respective column of Part 1 of the VM-20 Reserves~~

Supplement.

- e. Any other information necessary to fully describe the company's riders and supplemental benefits and the reserve methodology used.

13. Reliance Descriptions and Statements – A description of those areas where the qualified actuary relied on others for data, assumptions, projections or analysis in performing the principle-based valuation under VM-20 and a reliance statement from each individual on whom the qualified actuary relied that includes:

- a. Reliance Listing – The name, title, telephone number, e-mail address and qualifications of the individual, along with the individual's company name and address, and the information provided.
- b. Reliance Statements – A statement as to the accuracy, completeness or reasonableness, as applicable, of the information provided, along with a signature and the date signed.

14. Certifications

- a. Investment Officer on Investments – A certification from a duly authorized investment officer that the modeled ~~asset-company~~ investment strategy is representative of and consistent with the company's current investment strategy investment policy, except where the modeled reinvestment strategy may have been substituted with the alternative investment strategy as defined in VM-20 Section 7.E.1.g.
- b. Qualified Actuary on Investments – A certification by a qualified actuary, not necessarily the same qualified actuary that has been assigned responsibility for the PBR Actuarial Report or this sub-report, that the modeling of any clearly defined hedging strategies was performed in accordance with VM-20 and in compliance with all applicable ASOPs, and the alternative investment strategy as defined in VM-20 Section 7.E.1.g reflects the prescribed mix of assets with the same WAL as the reinvestment assets in the company investment strategy.
- c. Senior Management on Internal Controls – A certification from senior management regarding the effectiveness of internal controls with respect to the principle-based valuation under VM-20, as provided in Section 12B(2) of Model #820.
- d. Qualified Actuary on Interest Rate and Volatility Risks – Certification, by the qualified actuary assigned responsibility under VM-G for a group of policies that qualifies for exclusion from the requirement to calculate a stochastic reserve under the provisions of VM-20, Section 6.A.1.a.iii, that this group of policies is not subject to material interest rate risk or asset return volatility risk.
- e. Qualified Actuary on Accordance with VM-20 and Model #820 ~~and VM-20~~ – Certification by the qualified actuary, for the groups of policies for which responsibility was assigned, that the principle-based valuation was performed in accordance with the requirements outlined in VM-20 and the relevant sections of Model #820 ~~and VM-20~~.

- f. Qualified Actuary on Assumptions and Margins – Certification by the qualified actuary, for the groups of policies for which responsibility was assigned, that the assumptions used in the principle-based valuation under VM-20, other than assumptions used for risk factors that are prescribed or stochastically modeled, are prudent estimate assumptions and the margins applied therein are appropriate.
- g. Qualified Actuary on Conservatism of Converted Policies – Certification by the qualified actuary assigned responsibility under VM-G for a group of policies that qualifies for exclusion from the requirement to calculate a deterministic reserve under the provisions of VM-20 Section 6.B.2.b, that the total reserve for this group of policies includes a prudent provision for the additional mortality associated with the conversion and reasonably exceed the value of a deterministic reserve which otherwise would have been calculated for this group of policies.

4415. Closing Paragraph – A closing paragraph with the signature, credentials, title, telephone number and e-mail address of the qualified actuary, the company name and address, and the date signed.

E. VA Summary – The PBR Actuarial Report shall contain a VA Summary of the critical elements of all sub-reports of the VA Report as detailed in Section 3.F. In particular, this VA Summary shall include:

1. Materiality – A description of the rationale for determining whether a decision, information, assumption, risk, or other element of a principle-based valuation under VM-21 has a material impact on the modeled reserve. Such rationale could include criteria such as a percentage of reserves, a percentage of surplus, and/or a specific monetary value, as appropriate.
2. Material Risks – A summary of the material risks within the principle-based valuation under VM-21 subject to close monitoring by the board, the company, the qualified actuary, or any state insurance regulators in jurisdictions in which the company is licensed. Include any summary metrics used to monitor the risk, such as the level of ITM in the moneyiness by benefit type as of the valuation date. Also, include any significant information required to be provided to the board pursuant to VM-G, such as elements materially inconsistent with the company’s overall risk assessment processes.
3. Changes in Reserve Amounts – A description of any material changes in reserve amounts from the prior year and an explanation for the changes, including the results of any supporting analysis such as an attribution analysis or waterfall chart. A table shall be attached to the summary, listing the aggregate reserve amount, reserve component amounts, and key statistics for the business valued under VM-21, including but not limited to the stochastic reserve, additional standard projection amount, alternative methodology reserve, account values, cash surrender value, and contract count. A template is provided below for reference.

	Post-Reinsurance-Ceded		Pre-Reinsurance-Ceded	
	Current Year (YYYY)	Prior Year (YYYY-1)	Current Year (YYYY)	Prior Year (YYYY-1)
Total VM-21 Reserve				
Stochastic Reserve (SR)				
- SR Amount				
- CTE 70 (best efforts)				
- CTE 70 (adjusted)				

- E Factor			N/A	N/A
Standard Projections				
- Additional Standard Projection				
- Prescribed Projections Amount				
- Unbuffered Additional Standard				
- Unfloored CTE 70 (adjusted)				
- Unfloored CTE 65 (adjusted)				
Alternative Methodology (AM)				
- AM Reserve				
- AM Reserve (without floor)				
- Cash Surrender Value Floor				
- Reserve Floor under				
Phase-In Components				
R1			N/A	N/A
R2			N/A	N/A
A			N/A	N/A
B			N/A	N/A
C			N/A	N/A
D				
Summary Statistics				
- Separate Account Value			N/A	N/A
- General Account Value			N/A	N/A
- Total Account Value			N/A	N/A
- Cash Surrender Value			N/A	N/A
- Contract Count			N/A	N/A
RBC Amount				
- CTE 98 (pre-tax)			N/A	N/A
- CTE 98 (post-tax)			N/A	N/A
- Effect of Phase-In			N/A	N/A
- Effect of Smoothing			N/A	N/A

4. Changes in Methods – A description of any significant changes from the prior year in the methods used to model cash flows or other risks, or used to determine assumptions and margins, and the rationale for the changes.
5. Assets and Risk Management – A brief description of the general account asset portfolio, and the approach used to model risk management strategies, such as hedging and other derivative programs, including a description of any clearly defined hedging strategies, and any material changes to the hedging strategy from the prior year.
6. Consistency between VA Sub-Reports – A brief description of any material differences in methods, assumptions, or risk management practices between groups of contracts covered in separate VA sub-reports, to the extent that they are not explained by variations in product features, and the rationale for such differences.

7. Closing Section – A closing section with the signature, credentials, title, telephone number and e-mail address of the qualified actuary (or qualified actuaries) responsible for the VA Summary, the company name and address, and the date signed.
 8. Supplement Part 1 – A copy of Part 1 of the ~~Variable Annuities~~ Supplement from the annual statement blank.
 9. Supplement Part 2 – A copy of Part 2 of the ~~Variable Annuities~~ Supplement from the annual statement blank.
- F. ~~Variable Annuity~~VA-PBR Actuarial Report – This subsection establishes the ~~PBR Actuarial Report~~VA Report requirements for variable annuity contracts ~~subject to~~valued under VM-21.
- The company shall ~~follow~~include in the ~~certification~~–VA Report and in any sub-report ~~thereof~~documentation requirements contained within VM-21.:
1. Liabilities – The following information regarding the liabilities included in the principle-based valuation under VM-21:
 - a. Product Descriptions – Description of key product features that impact risk, including mortality and expense (M&E) charges, death benefit guarantees, living benefit guarantees, and any premium or persistency bonuses, to the extent not discussed in Section 3.B.2.
 - b. Liability Data Source – Description of source(s) of liability data.
 - c. Alternative Methodology Scope – Identification of products whose reserve was determined using the Alternative Methodology, including description of their key product features (e.g., whether they contain no guarantee living or death benefits, or contain GMDBs only), total account value, and contract count.
 2. Cash-Flow Models – The following information regarding the cash-flow model(s) used by the company in performing a principle-based valuation under VM-21:
 - a. Modeling Systems – Description of the modeling system(s) used for both assets and liabilities. If more than one modeling system is used, a description of how the modeling systems interact and how the results from different modeling systems are combined to determine the aggregate reserve.
 - b. Model Segments – Description and rationale for the organization of the contracts and assets into model segments, if any, as referenced in VM-21 Section 3.D.
 - c. Model Validation – Description of the approach used to validate model calculations within each model segment for the models used to determine the stochastic reserve, including: how the models were evaluated for appropriateness and applicability; how the model results compare with actual historical experience; what, if any, risks are not included in the models; the extent to which the correlation of different risks is reflected in the margins; and any material limitations of the models.
 - d. Projection Period – Disclosure of the length of projection period and comments addressing the conclusion that no material amount of business remains at the end of the projection period for the models used to determine the stochastic reserve.

- e. Approximations and Simplifications – Description of any approximations and simplifications used in cash flow projections calculations and not described in a different section of this report, including documentation that these did not materially reduce the resulting reserve.
 - f. Model Cells – If a compressed liability model is used, as allowed by VM-21 Section 4.A.3, a statement that the assignment of contracts to model cells was not done in a manner that intentionally understates the resulting reserve. Also, upon request by the domiciliary commissioner, include information to permit the audit of any subgroup of contracts to ensure that the reserve amount calculated using a seriatim (contract-by-contract) liability model produces a reserve amount not materially higher than the reserve amount calculated using the compressed liability model.
 - g. Scenario Reserve Method – Identification of the method used to determine the scenario reserve, either (1) the method described in VM-21 Section 4.B.2 and VM-21 Section 4.B.3; or (2) the direct iteration method described in VM-21 Section 4.B.4.
3. Liability Assumptions and Margins – A listing of the assumptions and margins used in the projections to determine the stochastic reserve, including a discussion of the source(s) and the rationale for each assumption:
- a. Premiums and Subsequent Deposits – Description of premiums and subsequent deposits.
 - b. Interest Crediting Strategy – Description of the interest crediting strategy.
 - c. Commissions – Description of commissions, including any commission chargebacks.
 - d. Expenses Other than Commissions – Description and listing of insurance company expenses other than commissions, such as overhead, including:
 - i. Method used to allocate expenses to the contracts included in a principle-based valuation under VM-21.
 - ii. Method used to apply the allocated expenses to model segments or sub-segments within the cash-flow model.
 - iii. Method used to determine margins.
 - e. Partial Withdrawals – Description and listing of partial withdrawal rates, including treatment of dollar-for-dollar offsets on GMDBs and VAGLBs, and required minimum distributions.
 - f. Lapses and Full Surrenders – Description and listing of lapse or full surrender rates, including:
 - i. For contracts with VAGLBs, two comparisons of actual to expected lapses where “expected” equals (1) anticipated experience assumptions used in the development of the stochastic reserve; and (2) the assumptions used in the development of the additional standard projection amount, and the “actual” is separated by logical blocks of business, duration (e.g., during and after surrender charge period), ITMin the moneyness (consistent with

- dynamic assumptions), and age (to the extent that age affects the election of benefits lapse). These data shall be separated by experience incurred in the past year, the past three years, and all years.
- ii. If experience for contracts without VAGLBs is used in setting lapse assumptions for contracts with in-the-money or at-the-money VAGLBs, then a detailed explanation of the appropriateness of the assumption and a demonstration of the relevance of the experience to the business.
- g. Annuitization Benefits – Description of assumptions for the purposes of projecting annuitization benefits (excluding annuitizations stemming from the election of a GMIB and withdrawal amounts from GMWBs, which are addressed in Section 3.F.3.h below), including:
- i. Description and listing of assumptions regarding rates of annuitization.
 - ii. Description and listing of income purchase assumptions.
 - iii. Disclosure of any parameters not determined in a formulaic fashion in the projection of statutory reserve of payout annuity benefits in the future.
- h. GMIB and GMWB Utilizations – Description and listing of GMIB and GMWB utilization assumptions (such as rates and withdrawal/income amounts), including:
- i. Formulas used to set the assumptions.
 - ii. Key parameters affecting the level of the assumption (e.g., age, duration, ~~ITM~~in-the-moneyness, during and after the surrender charge period).
 - iii. Summary of utilization rates from various combinations of key parameters.
 - iv. Description of the experience data used to develop the assumptions, including the source, relevance, and credibility of the experience data used.
 - v. If relevant and credible data were not available, a discussion of how the assumption is consistent with the requirement that the assumption is to be on the conservative end of the plausible range of expected experience.
 - vi. Discussion of the sensitivity tests performed to support the assumption.
 - vii. Description of the method or approach adopted to model the assumptions, including a description of any simplifications applied to improve computational tractability, such as discarding developed cohorts.
- i. Mortality – Description of the mortality assumptions and margins for all segments, including:
- i. Rationale for the grouping of contracts into different segments for the determination of mortality assumptions, and the type and quantity of business that constitutes each segment.
 - ii. Description of how each segment was determined to be a plus or minus segment, and results of sensitivity tests performed, if any.

- iii. Summary of any mortality studies used to support mortality assumptions, including quantification of the exposures and corresponding deaths, description of the important characteristics of the exposures, and discussion of any unusual data points or trends.
- iv. Description of the age of the experience data used to determine expected mortality curves and the relevance of the data.
- v. Description of the credibility procedure, the statistical basis for the specific elements of the credibility procedure, and any material changes from prior credibility procedures.
- vi. Description of the mathematics used to adjust mortality based on credibility, and summary of the result of applying credibility to the mortality segments.
- vii. Discussion of any assumptions made on mortality improvements, the support for such assumptions, and how such assumptions adjusted the modeled mortality.
- viii. Description of how the expected mortality curves compare to recent historic experience, and discussion of any differences.
- ix. Discussion of how the mortality assumptions are consistent with the goal of achieving the required CTE level over the joint distribution of all future outcomes, in keeping with Principle 3 of VM-21.
- x. If the study was done on a similar business segment, description of the differences in the business segment on which the data were gathered and the business segment on which the data were used to determine mortality assumptions for the principle-based valuation under VM-21, and how these differences were reflected in the mortality used in modeling.
- xi. If mortality assumptions were based in part on reinsurance rates, description of how the rates were used to set expected mortality (e.g., assumptions made on loadings in the rates and/or whether the assuming company provided their expected mortality and the rationale for their assumptions).
- xii. For a plus segment, discussion of the examination of the mortality data for the underreporting of deaths and experience by duration, and description of any adjustments made as a result of the examination.
- xiii. For a minus segment, discussion of how the mortality deviations on minus segments compare to those on any plus segments. To the extent that the overall margin is reduced, include support for this assumption.
- j. Contract Loans – Disclosure of whether contract loans are modeled, and if so, description of how they are modeled, including documentation that if the company substitutes assets that are a proxy for contract loans, the modeled reserve produces reserves that are no less than those produced by modeling existing loan balances explicitly.
- k. Other Considerations – Description of any considerations helpful in or necessary to understanding the rationale behind the development of assumptions and

- margins, even if such considerations are not explicitly mentioned in the *Valuation Manual*.
4. Starting Assets – The following information regarding the starting assets used by the company in performing a principle-based valuation under VM-21, as it applies to the calculation of post-reinsurance-ceded amounts:
- a. Amount – The amount of starting assets, listed separately as separate account assets and general account assets, supporting the contracts valued under VM-21 at the start of the projections, and the method and rationale for determining such amounts.
 - b. Asset Description – Description of the starting general account asset portfolio, including the types of assets, terms to maturity, duration, and associated quality ratings for fixed income assets.
 - c. Hedge Assets – The value of hedge assets in the general account asset portfolio, and a description of currently held hedge positions.
 - d. Asset Selection – Method used and rationale for selecting the starting assets and apportioning the assets between the contracts valued under VM-21 and those contracts not valued under VM-21.
 - e. Asset Data Source – Description of source(s) of asset data.
 - f. Asset Valuation Basis – Description of the asset valuation basis.
 - g. ~~Pre-Tax Interest Maintenance Reserves (PIMR)~~ – Discussion of the treatment of all PIMR considered for the purposes of the principle-based valuation under VM-21, whether included or excluded, and rationale for the treatment.
5. Separate Account Assets – The following information regarding the separate account asset assumptions used by the company in performing a principle-based valuation under VM-21:
- a. Investment / Fund Choice – Description of investment and/or fund choices, as well as fund fees.
 - b. Asset Allocation – Description of asset allocation, rebalancing and transfer assumptions, including any dollar cost averaging arrangements.
 - c. Grouping of Funds – Description of the approach and rationale used to group separate account funds and subaccounts.
6. General Account Assets – The following information regarding the general account asset assumptions used by the company in performing a principle-based valuation under VM-21:
- a. Investment Strategy and Reinvestment Assumptions – Description of the asset investment strategy used in the model, including asset reinvestment and divestment assumptions, and documentation supporting the appropriateness of the model investment strategy compared to the actual investment policy of the company.
 - b. Alternative Investment Strategy – Documentation that the model investment strategy does not produce a stochastic reserve that is less than the stochastic reserve

- that would result by assuming an alternative investment strategy based on the limitations defined in VM-21 Section 4.D.4.b.
- c. Grouping of Equity Investments – Description of the approach and rationale used to group general account equity investments.
 - d. Prepayment, Call and Put Functions – Description of any prepayment, call and put functions.
 - e. Investment Expenses – Description of the investment expense assumptions.
 - f. Market Values – Method used to determine projected market value of assets (if needed for assumed asset sales).
 - g. Foreign Currency Exposure – Analysis of exposure to foreign currency fluctuations.
 - h. Maximum Net Spread Adjustment Factor – Summary of the results of the steps for determining the maximum net spread adjustment factor, including the method used to determine option adjusted spreads for each existing asset.
 - i. Additional Assets – If the direct iteration method was not used, a summary of the amounts of additional assets needed to fund the present value of the accumulated deficiency, including a description of the calculation process and the types of assets included.
 - j. Net Asset Earned Rates (NAER) – If the direct iteration method was not used, a description of the vectors of NAER, including graphs or tables of summary statistics helpful to the understanding of the NAER vectors produced for each scenario, with a statement that a complete listing of NAER will be made available in electronic spreadsheet format upon request.
 - k. Asset Risks Reflected – Discussion of any other asset risks reflected in the principle-based valuation under VM-21, as listed in VM-21 Section 1.C.2.a, not otherwise discussed in the VA Report.
7. Revenue-Sharing Assumptions – The following information regarding the revenue-sharing assumptions used by the company in performing a principle-based valuation under VM-21:
- a. Agreements and Guarantees – Description of revenue-sharing agreements and the nature of any guarantees underlying the revenue-sharing income included in the projections, including: the terms and limitations of the agreements; the relationship between the company and the entity providing the revenue-sharing income; the benefits and risk to the company and the entity providing the revenue-sharing income of continuing the arrangement; the likelihood that the company will collect the revenue-sharing income during the term of the agreement; the ability of the company to replace the services provided by the entity providing the revenue-sharing income; and the ability of the entity providing the revenue-sharing income to replace the service provided by the company.
 - b. Amounts Included – The amount of revenue-sharing income and a description of the rationale for the amount of revenue-sharing income included in the projections, including any reduction for expenses.

- c. Revenue-Sharing Margins – The level of margin in the prudent estimate assumptions for revenue-sharing income and a description of the rationale for the margin for uncertainty. Also, a demonstration that the amounts of net revenue-sharing income and margins included do not exceed the limits set forth in VM-21 Section 4.A.5.f.
8. Hedging and Risk Management – The following information regarding the hedging and risk management assumptions used by the company in performing a principle-based valuation under VM-21:
- a. Strategies – Detailed description of risk management strategies, such as hedging and other derivative programs, including any ~~clearly defined hedging strategies~~ (CDHS), specific to the groups of contracts covered in this sub-report.
- i. Descriptions of basis risk, gap risk, price risk, and assumption risk.
- ii. Methods and criteria for estimating the a priori effectiveness of the strategy.
- iii. Results of any reviews of actual historical hedging effectiveness.
- b. CDHS – Documentation for any hedging strategy that meets the requirements to be a CDHS.
- c. Strategy Changes – Discussion of any changes to the hedging strategy during the past 12 months, including identification of the change, reasons for the change, and the implementation date of the change.
- d. Hedge Modeling – Description of how the hedge strategy was incorporated into modeling, including:
- i. Differences in timing between model and actual strategy implementation.
- ii. For a company that does not have a CDHS, disclosure of the method used to consider hedge assets included in the starting assets, either (1) including the asset cash flows in the projection model; or (2) replacing the hedge positions with cash and/or other general account assets in an amount equal to the market value of the hedge positions, as discussed in VM-21 Section 4.A.4.a.
- iii. Evaluations of the appropriateness of the assumptions on future trading, transaction costs, other elements of the model, the strategy, and other items that are likely to result in materially adverse results.
- iv. If residual risks and frictional costs are assumed to have a value of zero, a demonstration that a value of zero is an appropriate expectation.
- v. Any discontinuous hedging strategies modeled, and where such discontinuous hedging strategies contribute materially to a reduction in the stochastic reserve, any evaluations of the interaction of future trigger definitions and the discontinuous hedging strategy, including any analyses of model assumptions that, when combined with the reliance on the discontinuous hedging strategy, may result in adverse results relative to those modeled.

- vi. Disclosure of any situations where the modeled hedging strategies make money in some scenarios without losing a reasonable amount in some other scenarios, and an explanation of why the situations are not material for determining the CTE 70 (best efforts).
 - vii. Results of any testing of the -method used to determine prices of financial instruments for trading in scenarios against actual initial market prices, including how the testing considered historical relationships. If there are substantial discrepancies, disclosure of the substantial discrepancies and documentation as to why the model-based prices are appropriate for determining the stochastic reserve.
 - viii. Any model adjustments made when calculating CTE 70 (adjusted), in particular, any liquidation or substitution of assets for currently held hedges.
- e. Error Factor (E) and Back-Testing – Description of E , the error factor, and formal back-tests performed, including:
- i. The value of E , and the approach and rationale for the value of E used in the reserve calculation.
 - ii. For companies that model hedge cash flows using the explicit method, as described in VM-21 Section 9.C.6.a, and have 12 months of experience, an analysis of at least the most recent 12 months of experience and the results of a back-test showing that the model is able to replicate the hedging results experienced in a way that justifies the value used for E . Include at least a ratio of the actual change in market value of the hedges to the modeled change in market value of the hedges at least quarterly.
 - iii. For companies that model hedge cash flows using the implicit method, and have 12 months of experience, as described in VM-21 Section 9.C.6.b, the results of a back-test in which (a) actual hedge asset gains and losses are compared against (b) proportional fair value movements in hedged liability, including:
 - a) Delta, rho and vega coverage ratios in each month over the back-testing period, which may be presented in a chart or graph.
 - b) The implied volatility level used to quantify the fair value of the hedged item, as well as the methodology undertaken to determine the appropriate level used.
 - iv. For companies that do not model hedge cash flows using either the explicit method or the implicit method, as described in VM-21 Section 9.C.6.c, and have 12 months of experience, the results of the formal back-test conducted to validate the appropriateness of the selected method and value used for E .
 - v. For companies that do not have 12 months of experience, the basis for the value of E is chosen based on the guidance provided in VM-21 Section 9.C.7, considering the actual history available and the degree and nature of any changes made to the hedge strategy.

- f. Safe Harbor for CDHS – If electing the safe harbor approach for CDHS, as discussed in VM-21 Section 9.C.8, a description of the linear instruments used to model the option portfolio.
- g. Hedge Model Results – Disclosure of whether the calculated CTE 70 (best efforts) is below both the fair value and CTE 70 (adjusted), and if so, justification for why that result is reasonable, as discussed in VM-21 Section 9.D.
- 9. Scenario Generation – The following information regarding the scenario generation for interest rates and equity returns used by the company in performing a principle-based valuation under VM-21, as it applies to the calculation of the stochastic reserve and CTEPA (if used):

 - a. Sources – Identification of the sources or generators used to produce the scenarios.
 - b. Number of Scenarios – Number of scenarios used, rationale for that number, methods used to determine the sampling error of the CTE 70 statistic when using the selected number of scenarios, and documentation that any resulting understatement in reserve, as compared with that resulting from running additional scenarios, is not material, as discussed in VM-21 Section 8.F.
 - c. Scenario Reduction Techniques – If a scenario reduction technique is used, a description of the technique and documentation of how the company determined that the technique does not lead to a material understatement of results.
 - d. Time-Step – Identification of the time-step of the model (e.g., monthly, quarterly, annual), and results of testing performed to determine that use of a more frequent time-step does not materially increase reserves, as discussed in VM-21 Section 8.G.1.
 - e. Proxy Construction – Description of the proxy construction process that establishes a firm relationship between the investment return on the proxy and the grouped separate account funds or equity investments in the general account, as discussed in VM-21 Section 4.A.2.
 - f. Mapping Stochastic Economic Paths to Fund Performance – Description of method to translate stochastic economic paths into fund performance.
 - g. Proxy Funds Not Within Scope of Prescribed Scenario Generator – For any proxy fund returns generated by a non-prescribed scenario generator (e.g., volatility control funds and any funds projected dynamically in the liability model), a description of:

 - i. The market price of risk implied in the projected fund returns.
 - ii. A correlation matrix that illustrates the average correlations across all scenarios and all time periods of the projected fund returns with the fund returns generated by the prescribed generator.
 - iii. Any other information that provides assurance that the returns for proxy funds generated using a non-prescribed scenario generator do not consistently outperform over the long term if the company believes that the market price of risk and correlations described above are misleading or not relevant.

- h. Implied Volatility – Whether using the prescribed scenario generator or a non-prescribed scenario generator, a description of the implied volatility including:
 - i. Discussion of the modeling process used to generate implied volatility surfaces and how they meet the requirements defined in VM-21 Section 8.D.
 - ii. Documentation that scenarios generated do not result in a lower TAR by assuming that any realizable spread between implied volatility and realized volatility.
- i. Non-Prescribed Scenario Generator – If using non-prescribed scenario generators in lieu of the prescribed generator, either in part or in full, a summary including:
 - i. Description of the models used for interest rates, fixed income returns, equity returns, and/or volatility and discussion of model calibration.

Guidance Note: Examples of models include, but are not limited to: (1) Vasicek, Hull-White, Cox-Ingersoll-Ross for interest rate models;; (2) Merton, reduced-form, ratings-based for fixed income models;; or (3) Black-Scholes, Heston, Bates for equity and/or volatility models. Model calibration refers to the process of reflecting the company's view of future market dynamics into their risk-modeling environment.

- ii. If vendor software is used, identification of vendor, software name, and version number.
 - iii. Identification of whether the scenario generators were developed for VM-21 purposes, or adopted from another purpose such as pricing or asset adequacy testing. If the latter, discussion of any adjustments made for VM-21 purposes, and rationale for the adjustments.
 - iv. A statement that the interest rate, equity, and implied volatility scenarios used to determine reserves are available upon request in an electronic spreadsheet format to facilitate any regulatory review.
 - v. Documentation that scenarios generated do not result in a TAR that is materially lower than the TAR resulting from scenarios generated from the prescribed generator.
 - vi. Discussion of any correlation that exists in the development of interest rate and equity scenarios.
10. Reinsurance – The following information regarding the reinsurance assumptions used by the company in performing a principle-based valuation under VM-21:
- a. Agreements – For those reinsurance agreements included in the calculation of the aggregate reserve as per VM-21 Section 5, a description of each reinsurance agreement, including, but not limited to, the type of agreement, the counterparty, the risks reinsured, the portion of business reinsured, and whether the agreement complies with the requirements of the credit for reinsurance under the terms of the AP&P Manual. Include identification of both affiliated and non-affiliated, as well as captive and non-captive, relationships.
 - b. Assumptions – Description of reinsurance assumptions used to determine the cash

- flows included in the model.
- c. Modeling – Description of how post-reinsurance-ceded reserves are modeled.
 - d. Separate Stochastic Analysis – Description of any separate stochastic analysis that was used outside the cash-flow model to quantify the impact on reinsurance cash flows to and from the company, include which variables are modeled stochastically.
 - e. Multiple Agreements – If contracts are covered by more than one reinsurance agreement, a description of how reinsurance cash flows from the multiple agreements interact and are reflected in the cash-flow model.
 - f. Pre-Reinsurance-Ceded Aggregate Reserve – Description and rationale for methods and assumptions (including liability assumptions, asset assumptions, and starting asset amounts) used in determining the pre-reinsurance-ceded aggregate reserve if they differ from methods and assumptions used in determining the aggregate reserve post-reinsurance-ceded.
11. Alternative Methodology – The following information regarding the alternative methodology used by the company:
- a. Grouping – Statement that a seriatim approach was used, or a description of how contracts were grouped, if a seriatim approach was not used.
 - b. Assumptions – For contracts with GMDBs, disclosure of assumptions in the alternative methodology using published factors, including:
 - i. For component CA, the mapping to prescribed asset categories, lapse rates, and withdrawal rates.
 - ii. For component FE, the determination of fixed dollar costs and revenues, lapse rates, withdrawal rates, and inflation rates.
 - iii. For component GC:
 - a) Description of contract features and disclosure of mapping contract-level attributes to alternative methodology factors, including product definition, partial withdrawal provision, fund class, attained age, contract duration, ratio of account value to guaranteed value, and annualized account charge differential from base assumption.
 - b) Derivation of equivalent account charges and margin offset.
 - c) Disclosure of interpolation procedures and confirmation of node determination.
 - c. Reinsurance – For contracts with GMDBs, disclosure, if applicable, of reinsurance that exists and how it was handled in applying published factors (for some reinsurance, creation of company-specific factors or stochastic modeling may be required) and discussion of how reserves before reinsurance were determined.
 - d. Company-Specific Factors – For contracts with GMDBs, if company-specific factors are used, documentation of the stochastic analysis supporting adjustments to the published factors. Adjustments may include contract design, risk mitigation


- strategy (excluding hedging), or reinsurance.
- e. Impact of Floors – For contracts with GMDBs, discussion of whether the alternative methodology reserve was impacted by the floors described in VM-21 Section 7.A.1, and disclosure of the alternative methodology reserve without regard to any floor, the cash surrender value, and the reserve under [AG 33 Guideline No. XXXIII](#) in VM-C.
12. Additional Standard Projection Amount – The following information regarding the calculations to determine the additional standard projection amount performed by the company:
- a. Method – Disclosure of the method used for the additional standard scenario projection amount, either the [Company Specific Market Path \(CSMP\)](#) method or the [Conditional Tail Expectation with Prescribed Assumptions \(CTEPA\)](#).
- b. [Company Specific Market Path \(CSMP\)](#) – If using the CSMP method, a summary including:
- i. Disclosure (in tabular form) of all scenario reserves in the Company Standard Projection Set and the scenario reserves from Market Paths A and B from the Prescribed Standard Projection Set, as described in VM-21 Section 6.B.2. If available, include disclosure of all scenario reserves from the Prescribed Standard Projection Set.
- ii. Summary of results from a cumulative decrement projection along Path A (where Path A is described in VM-21 Section 6.B.2.a), under the assumptions outlined in VM-21 Section 6.C. Such a cumulative decrement projection shall include, at the end of each projection year, the projected proportion (expressed as a percent of the total projected account value) of persisting contracts, as well as the allocation of projected decrements across death, full surrender, account value depletion, elective annuitization, and other benefit election.
- iii. Summary of results from a cumulative decrement projection, identical to (ii) above, but replacing all assumptions outlined in VM-21 Section 6.C with the corresponding assumptions used in calculating Company Amount A.
- iv. The data sources used to obtain the implied volatility term structure and spot exchange rates in effect as of the valuation date in the prescribed market paths defined in VM-21 Section 6.B.5.
- c. [Conditional Tail Expectation with Prescribed Assumptions \(CTEPA\)](#) – If using the CTEPA method, a summary including:
- i. Disclosure (in tabular form) of the scenario reserves using the same method and assumptions as those used by the company to calculate CTE 70 (adjusted) as outlined in VM-21 Section 9.C (or the stochastic reserves following VM-21 Section 4.A.4.a for a company that does not have a CDHS), as well as the corresponding scenarios reserves substituting the assumptions prescribed by VM-21 Section 6.C.
- ii. Summary of results from a cumulative decrement projection along the scenario whose reserve value is closest to the CTE 70 (adjusted), as

outlined in VM-21 Section 9.C (or the stochastic reserves following VM-21 Section 4.A.4.a for a company that does not have a CDHS), under the assumptions outlined in VM-21 Section 6.C. Such a cumulative decrement projection shall include, at the end of each projection year, the projected proportion (expressed as a percent of the total projected account value) of persisting contracts as well as the allocation of projected decrements across death, full surrender, account value depletion, elective annuitization, and other benefit election.

- iii. Summary of results from a cumulative decrement projection, identical to (ii) above, but replacing all assumptions outlined in VM-21 Section 6.C with the corresponding assumptions used in calculating the stochastic reserve.
- d. Model Comparison – Discussion of any differences between the cash-flow models used to determine the additional standard projection amount and those used to determine the stochastic reserve, including any differences in the model validations performed and how the models were evaluated for appropriateness and applicability.
- e. Prior Date – If the additional standard projection amount was developed as of a date prior to the valuation date, disclosure of the prior date, the additional standard projection amount of the in force on the prior date, and an explanation of why the use of such a date will not produce a material change in the results compared to if the results were based on the valuation date. Such an explanation shall describe the process that the qualified actuary used to determine the adjustment, the amount of the adjustment, and the rationale for why the adjustment is appropriate.
- f. Benefits Not Described – Regarding the assumptions in VM-21 Section 6.C, discussion of any benefit type proxy chosen, or other approximations applied for benefit types not described in the aforementioned section, and the rationale for the chosen proxy or approximations.
- g. Data Limitations – Regarding the partial withdrawal assumption in VM-21 Section 6.C.4, discussion of any proxy method used due to data limitations (e.g., with respect to policies that are not enrolled in an automatic withdrawal program but have exercised a non-excess withdrawal in the contract year immediately preceding the valuation date), with documentation that supports the conclusion that the proxy method does not result in a material understatement of the reserve.
- h. Discarding Withdrawal Ages – Regarding the withdrawal delay cohort method in VM-21 Section 6.C.5, disclosure of whether certain withdrawal ages were discarded, or others used as representative as described in VM-21 Section 6.C.5.k, including discussion of the appropriateness of the chosen method.
- i. Modifications – Discussion of any modifications in the application of the requirements to produce the additional standard projection amount.
- j. Assumptions Not Prescribed – Discussion of any assumptions with judgments or procedures used to produce the additional standard projection amount that are not prescribed and not the same as used in the calculation of stochastic reserve.
- k. Reinsurance – Description of any reinsurance treaties that have been excluded from the calculation of the additional standard projection amount along with an explanation of why the treaty was excluded, as well as a confirmation that none of

- the reinsurance treaties included serve solely to reduce the calculated additional standard projection amount without also reducing risk on scenarios similar to those used to determine the stochastic reserve.
- l. Other Considerations – To the extent not discussed elsewhere in the VA Report, a description of any material assumptions, margins, and other considerations helpful in or necessary to understanding the rationale behind the development of assumptions and margins used in the calculation of the additional standard projection amount, as well as disclosure of any analysis that has been performed to highlight the major drivers of the result.
 - m. Impact of Aggregation – Disclosure of the impact of aggregation, and discussion of the method used to determine the impact, pursuant to VM-21 Section 6.A.1.a.
13. Additional Information – The following additional information:
- a. Per-Contract Amounts – Description of the basis for the allocation to per-contract amounts, in accordance with VM-21 Section 12.
 - b. Phase-In – If electing a phase-in period, as described in VM-21 Section 2.B, discussion of the phase-in calculation including:
 - i. Regarding the determination of R2—(i.e., the reserve as of January 1, 2020, following the VM-21 requirements in the 2019 NAIC Valuation Manual—), disclosure of all changes from the December 31, 2019, reserve reported and documented in the 2019 PBR Actuarial Report (or AG 43 actuarial memorandum). Such changes should include changes in reinsurance agreements (e.g., recaptures) and other significant changes in in-force policies.
 - ii. Regarding the determination of R1—(i.e., the reserve as of the valuation date following the VM-21 requirements on or after January 1, 2020—), disclosure of deviations from R2 in areas such as in-force contracts, scenario generation, or other aspects that should parallel the R2 calculation. Also include disclosure of deviations from the methods and factors used for 2020 reserve and documented in the 2020 VA Summary and VA Report for those areas that should parallel those used for the Dec. 31, 2020, reserves.
 - iii. Disclosure of any scaling factors applied to the phase-in amount due to material changes in the book of business, as well as any other modifications of the remaining phase-in amount.
14. Risk-Based Capital (RBC) – If electing to include documentation of the RBC calculation in the PBR Actuarial Report, the following information regarding the risk-based capital, as described in the Life Risk-Based Capital instructions LR027:
- a. Documentation and discussion of assumptions or methods that differ from those used for the reserve calculations.
 - b. Description of the results of the modeling and analysis, including a table displaying each of the seven steps of the RBC calculation.
 - c. Description of the process to split the resulting RBC into interest and market components, and the results of that split.

- d. If the alternative methodology was used, documentation of any non-prescribed factors and the basis for those factors.
 - e. State the method that the company used to recognize the impact of federal income tax. If the company used the specific tax recognition, disclosure of the result of the macro tax adjustment method.
15. Reliance Descriptions and Statements – A description of those areas where the qualified actuary relied on others for data, assumptions, projections or analysis in performing the principle-based valuation under VM-21 and a reliance statement from each individual on whom the qualified actuary relied that includes:
- a. Reliance Listing – The name, title, telephone number, e-mail address and qualifications of the individual, along with the individual’s company name and address, and the information provided.
 - b. Reliance Statements – A statement as to the accuracy, completeness or reasonableness, as applicable, of the information provided, along with a signature and the date signed.
16. Certifications – The following certifications:
- a. Investment Officer on Investments – A certification from a duly authorized investment officer that the modeled asset investment strategy, including any clearly defined hedging strategy (CDHS), is consistent with the company’s current investment strategy except where the modeled reinvestment strategy may have been substituted with the alternative investment strategy, and also any CDHS meets the requirements of a CDHS.
 - b. Qualified Actuary on Investments – A certification by a qualified actuary, not necessarily the same qualified actuary that has been assigned responsibility for the PBR Actuarial Report or this sub-report, that the modeling of any clearly defined hedging strategies was performed in accordance with VM-21 and in compliance with all applicable ASOPs.
 - c. Senior Management on Internal Controls – A certification from senior management regarding the effectiveness of internal controls with respect to the principle-based valuation under VM-21, as provided in Section 12B(2) of Model #820.
 - d. Qualified Actuary on Accordance with VM-21 and Model #820 – Certification by the qualified actuary, for the groups of contracts for which responsibility was assigned, that the principle-based valuation was performed in accordance with the principles and requirements outlined in VM-21 and the relevant sections of Model #820.
 - e. Qualified Actuary on Assumptions and Margins – Certification by the qualified actuary, for the groups of contracts for which responsibility was assigned, that the assumptions used in the principle-based valuation under VM-21 are prudent estimate assumptions for the products, scenarios, and purpose being tested.
17. Closing Paragraph – A closing paragraph with the signature, credentials, title, telephone number and e-mail address of the qualified actuary, the company name and address, and the date signed.



This page intentionally left blank.

VM-50: Experience Reporting Requirements

Table of Contents

Section 1: Overview 50-1
Section 2: Statutory Authority and Experience Reporting Agent 50-2
Section 3: Experience Reporting Requirements 50-2
Section 4: Data Quality and Ownership 50-4
Section 5: Experience Data 50-8
Section 6: Confidentiality of Data 50-9

Section 1: Overview

A. Purpose of the Experience Reporting Requirements

The purpose of this section is to define the requirements pursuant to Section 13 of Model #820 for the submission and analysis of company data. It includes consideration of the experience reporting process, the roles of the relevant parties, and the intended use of and access to the data, and the process to protect the confidentiality of the data as outlined in Model #820.

B. PBR and the Need for Experience Data

The need for experience data includes but is not limited to:

- 1. PBR may require development of assumptions and margins based on company experience, industry experience or a blend of the two. The collection of experience data provides a database to establish industry experience tables or factors, such as valuation tables or factors as needed.
2. The development of industry experience tables provides a basis for assumptions when company data is not available or appropriate and provides a comparison basis that allows the state insurance regulator to perform reasonableness checks on the appropriateness of assumptions as documented in the actuarial reports.
3. The collection of experience data may assist state insurance regulators, reviewing actuaries, auditors and other parties with authorized access to the PBR actuarial reports to perform reasonableness checks on the appropriateness of principle-based methods and assumptions, including margins, documented in those reports.
4. The collection of experience data provides an independent check on the accuracy and completeness of company experience studies, thereby encouraging companies to establish a disciplined internal process for producing experience studies. Industry aggregate or sub-industry aggregate experience studies may assist an individual company for use in setting experience-based assumptions. As long as the confidentiality of each company's submitted results is maintained, a company may obtain results of a study on companies' submitted experience for use in formulating experience assumptions.
5. The collection of experience data will provide a basis for establishing and updating the assumptions and margins prescribed by regulators in the Valuation Manual.
6. The reliability of assumptions based on company experience is founded on reliable historical data from comparable characteristics of insurance policies including, but not limited to, underwriting standards and insurance policy benefits and provisions. As with

NOTE THAT THE EFFECTIVE DATE FOR THE CHANGES TO VM-50 WILL BE 1/1/2020

Experience Reporting Requirements

VM-50

all forms of experience data analysis, larger and more consistent statistical samples have a greater probability of producing reliable analyses of historic experience than smaller or inconsistent samples. To improve statistical credibility, it is necessary that experience data from multiple companies be combined and aggregated.

7. The collection of experience data allows state insurance regulators to identify outliers and monitor changes in company experience factors versus a common benchmark to provide a basis for exploring issues related to those differences.
8. PBR is an emerging practice and will evolve over time. Research studies other than those contemplated at inception may be useful to improvement of the PBR process, including increasing the accuracy or efficiency of models. Because the collection of experience data will facilitate these improvements, research studies of various types should be encouraged.
9. The collection of experience data is not intended as a substitute for a robust review of companies' methodologies or assumptions, including dialogue with companies' actuaries.

Section 2: Statutory Authority and Experience Reporting Agent

A. Statutory Authority

1. Model #820 provides the legal authority for the *Valuation Manual* to prescribe experience reporting requirements with respect to companies and lines of business within the scope of the model.
2. The statutes and regulations requiring data submissions generally apply to all companies licensed to sell life insurance, A&H insurance and deposit-type contracts. These companies must submit experience data as prescribed by the *Valuation Manual*.
3. Section 4A(5) of Model #820 defines the data to be collected to be confidential.

B. Experience Reporting Agent

1. For the purposes of implementing the experience reporting required by state laws based on Section 13 of Model #820, an Experience Reporting Agent will be used for the purpose of collecting, pooling and aggregating data submitted by companies as prescribed by lines of business included in VM-51.
2. The NAIC is designated as Experience Reporting Agent for the Statistical Plan for Mortality beginning Jan. 1, 2020, and NAIC expertise in collecting and sorting data from multiple sources into a cohesive database in a secure and efficient manner, but the designation of the NAIC as Experience Reporting Agent does not preclude state insurance regulators from independently engaging other entities for similar data required under this *Valuation Manual* or other data purposes.

Section 3: Experience Reporting Requirements

A. Statistical Plans

1. Consistent with state laws based on Section 13 of Model #820, the Experience Reporting Agent shall collect experience data based on statistical plans defined in the *Valuation Manual*.
2. Statistical plans are detailed instructions that define the type of experience data being collected (e.g., mortality; elective policyholder behavior, such as surrenders, lapses,

premium payment patterns, etc.; and company expense data, such as commissions, policy expenses, overhead expenses etc.). The state insurance regulators serving on the Life Actuarial (A) Task Force and Health Actuarial (B) Task Force, or any successor body, will be responsible for prescribing the requirements for any statistical plan by applicable line of business. For each type of experience data being collected, the statistical plan will define the data elements and format of each data element, as well as the frequency of the collection of experience data. The statistical plan will define the process and the due dates for submitting the experience data. The statistical plan will define criteria that will determine which companies must submit the experience data. The statistical plan will also define the scope of business that is to be included in the experience data collection, such as lines of business, product types, types of underwriting, etc. Statistical plans are defined in VM-51 of the *Valuation Manual*. Statistical plans will be added to VM-51 of the *Valuation Manual* when they are ready to be implemented. Additional data elements and formats to be collected will be added as necessary, in subsequent revisions to the *Valuation Manual*.

3. Data must conform to common data definitions. Standard definitions provide for stable and reliable databases and are the basis of meaningful aggregated insurance data. This will be accomplished through a uniform set of suggested minimum experience reporting requirements for all companies.

B. Role and Responsibilities of the Experience Reporting Agent

1. Based on requirements of VM-51, the Experience Reporting Agent may design its data collection procedures to ensure it is able to meet these regulatory requirements. The Experience Reporting Agent will provide sufficient notice to reporting companies of changes, procedures and error tolerances to enable the companies to adequately prepare for the data submission.
2. The Experience Reporting Agent will aggregate the experience of companies using a common set of classifications and definitions to develop industry experience tables.
3. The Experience Reporting Agent will seek to enter into agreements with a group of state insurance departments for the collection of information under statistical plans included in VM-51. The number of states that contract with the Experience Reporting Agent will be based on achieving a target level of industry experience prescribed by VM-51 for each line of business in preparing an industry experience table.
 - a. The agreement between the state insurance department(s) and the Experience Reporting Agent will be consistent with any data collection and confidentiality requirements included within Model #820 and the *Valuation Manual*. Those state insurance departments seeking to contract with the Experience Reporting Agent will inform the Experience Reporting Agent of any other state law requirements, including laws related to the procurement of services that will need to be considered as part of the contracting process.
 - b. Use of the Experience Reporting Agent by the contracting state insurance departments does not preclude those state insurance departments or any other state insurance departments from contracting independently with another Experience Reporting Agent for similar data required under this *Valuation Manual* or other data purposes.
4. The Life Actuarial (A) Task Force or Health Actuarial (B) Task Force will be responsible for the content and maintenance of the experience reporting requirements. The Life

NOTE THAT THE EFFECTIVE DATE FOR THE CHANGES TO VM-50 WILL BE 1/1/2020

Experience Reporting Requirements

VM-50

Actuarial (A) Task Force or Health Actuarial (B) Task Force or a working group will monitor the data definitions, quality standards, appendices and reports described in the experience reporting requirements to assure that they take advantage of changes in technology and provide for new regulatory and company needs.

5. To ensure that the experience reporting requirements will continue to be useful, the Life Actuarial (A) Task Force or Health Actuarial (B) Task Force will seek to review each statistical plan on a periodic basis at least once every five years. The Life Actuarial (A) Task Force or Health Actuarial (B) Task Force should have regular dialogue, feedback and discussion of this topic. In seeking feedback and engaging in discussions, the Life Actuarial (A) Task Force or Health Actuarial (B) Task Force shall include a broad range of data users, including state insurance regulators, consumer representatives, members of professional actuarial organizations, large and small companies, and insurance trade organizations.
6. The Experience Reporting Agent will obtain and undergo ~~periodic~~ at least annual external audits to validate that controls with respect to data security and related topics are consistent with industry standards and best practices. The Experience Reporting Agent will provide a copy of any report prepared in connection with such an audit, upon a company's request. In the event of a material deficiency identified in the external audit or in the event of an identified security breach ~~affecting~~ impacting the Experience Reporting Data, the Experience Reporting Agent shall notify the NAIC, and the states that have directed the Experience Reporting Agent to collect this information, of the nature and extent of such an issue. ~~In the event of an identified security breach ~~affecting~~ impacting Experience Reporting Data, the Experience Reporting Agent shall also notify any insurer whose data was ~~affected~~ impacted. Upon good cause shown, the Experience Reporting Agent will take reasonable actions to protect -the data under its control, including that the data submission process may be suspended until the security issue has been remediated. If data submission is suspended under this section, the Experience Reporting Agent will work with the states that have directed collection to issue appropriate guidance modifying the requirements of VM 51,- Section 2.D. -The term "good cause" shall mean that there is the chance of irreparable harm upon continuing the transmission of the data to the Experience Reporting Agent. Once the security issue has been remediated, the Experience Reporting Agent shall notify the NAIC and the states that have directed the Experience Reporting Agent to collect this information. The Experience Reporting Agent shall work in conjunction with the NAIC and the states that have directed the Experience Reporting Agent to collect this information to develop a revised data submission schedule for any deferred submissions. The revised schedule shall provide for reasonable timing for companies to provide such data.~~

C. Role of Other Organizations

The Experience Reporting Agent may ask for other organizations to play a role for one or more of the following items, including the execution of agreements and incorporation of confidentiality requirements where appropriate:

1. Consult with the NAIC (as appropriate) in the design and implementation of the experience retrieval process;
2. Assist with the data validation process for data intended to be forwarded to the SOA or other actuarial professional organizations to develop industry experience tables;

3. Analyze data, including any summarized or aggregated data, produced by the Experience Reporting Agent;
4. Create initial experience tables and any revised tables;
5. Provide feedback in the development and evaluation of requests for proposal for services related to the reporting of experience requirement;
6. Create statutory valuation tables as appropriate and necessary;
7. Determine and produce additional industry experience tables or reports that might be suggested by the data collected;
8. Work with the Life Actuarial (A) Task Force or Health Actuarial (B) Task Force, in accordance with the *Valuation Manual* governance process, in developing new reporting formats and modifying current experience reporting formats;
9. Support a close working relationship among all parties having an interest in the success of the experience reporting requirement.

Section 4: Data Quality and Ownership

A. General Requirements

1. The quality, accuracy and consistency of submitted data is key to developing industry experience tables that are statistically credible and represent the underlying emerging experience. Statistical procedures cannot easily detect certain types of errors in reporting of data. For example, if an underwriter fails to evaluate the proper risk classification for an insured, then the “statistical system” has little chance of detecting such an error unless the risk classification is somehow implausible.
2. To ensure data quality, coding a policy, loss, transaction or other body of data as anything other than what it is known as is prohibited. This does not preclude a company from coding a transaction with incomplete detail and reporting such transactions to the Experience Reporting Agent, but there can be nothing that is known to be inaccurate or deceptive in the reporting. An audit of a company’s data submitted to the Experience Reporting Agent under a statistical plan in VM-51 can include comparison of submitted data to other company files.
3. When the Experience Reporting Agent determines that the cause of an edit exception could produce systematic errors, the company must correct the error and respond in a timely fashion, with priority given to errors that have the largest likelihood to affect a significant amount of data. When an error is found that has affected data reported to the Experience Reporting Agent, the company shall report the nature of the error and the nature of its likely impact to the Experience Reporting Agent. Retrospective correction of data subject to systematic errors shall be done when the error affects a significant amount of data that is still being used for regulatory purposes and it is reasonably practical to make the correction through the application of a computer program or a procedure applied to the entire data set without the need to manually examine more than a small number of individual records.

B. Specific Requirements

NOTE THAT THE EFFECTIVE DATE FOR THE CHANGES TO VM-50 WILL BE 1/1/2020

Experience Reporting Requirements

VM-50

1. Once the data file is submitted by the company, the Experience Reporting Agent will perform a validity check of the data elements within each data record in the data file for proper syntax and verify that required data elements are populated. The Experience Reporting Agent will notify the company of all syntax errors and any missing data elements that are required. Companies are required to respond to the Experience Reporting Agent by submitting a corrected data file. The Experience Reporting Agent will provide sufficient notice to reporting companies of changes, procedures and error tolerances to enable the companies to adequately prepare for the data submission.
2. Each submission of data filed by an insurance company with the Experience Reporting Agent shall be balanced against a set of control totals provided by the company with the data submission. At a minimum, these control totals shall include applicable record counts, claim counts, amounts insured and claim amounts. Any submission that does not balance to the control totals shall be referred to the company for review and resolution.
3. Each company submitting experience data as required in VM-51 will perform a reconciliation between its submitted experience data with its statistical and financial data, and provide an explanation of differences, to the Experience Reporting Agent.
4. Validity checks are designed to identify:
 - a. Improper syntax or incomplete coding (e.g., a numeric field that is not numeric, missing elements of a date field);
 - b. Data elements containing codes that are not contained within the set of possible valid codes;
 - c. Data elements containing codes that are contained within the set of possible valid codes but are not valid in conjunction with another data element code;
 - d. Required data elements that are not populated.
5. Where quality would not appear to be significantly compromised, the Experience Reporting Agent may use records with missing or invalid data if such invalid or missing data do not involve a field that is relevant or would affect the credibility of the report. For companies with a body of data for a state, line of business, product type or observation period that fails to meet these standards, the Experience Reporting Agent will use its discretion, with regulatory disclosure of key decisions made, regarding the omission of the entire body of data or only including records with valid data. Completeness of reports is desirable, but not at the risk of including a body of data that appears to have an unreasonably high chance of significant errors.
6. Errors of a consistent nature are referred to as “systematic.” Incorrect coding instructions can introduce errors of a consistent nature. Programming errors within the data processing system of insurer company can also produce systematic miscoding as the system converts data to the required formats for experience reporting. Most systematic errors will produce data that, when reviewed using tests designed to reveal various types of systematic errors, will appear unreasonable and likely to be in error. In addition, some individual coding errors may produce erroneous results that show up when exposures and losses are compared in a systematic fashion. Such checking often cannot, however, provide a conclusive indication that data with unusual patterns is incorrect. The Experience Reporting Agent will perform tests and look at trends using previously reported data to determine if systematic errors or unusual patterns are occurring.

7. The Experience Reporting Agent will undertake reasonability checks that include the comparison of aggregate and company experience for underwriting class and type of coverage data elements for the current reporting period to company and aggregate experience from prior periods for the purpose of identifying potential coding or reporting errors. When reporting instructions are changed, newly reported data elements shall be examined to see that they correlate reasonably with data elements reported under the old instructions.
8. At a minimum, reasonability checks by the Experience Reporting Agent will include:
 - a. An unusually large percentage of company data reported under a single or very limited number of categories;
 - b. Unusual or unlikely reporting patterns in a company's data;
 - c. Claim amounts that appear unusually high or low for the corresponding exposures;
 - d. Reported claims without corresponding policy values and exposures;
 - e. Unreasonable loss frequencies or amounts in comparison to ranges of expectation that recognize statistical fluctuation;
 - f. Unusual shifts in the distribution of business from one reporting period to the next.
9. If a company's unusual pattern under Section 4.B.8.a, Section 4.B.8.b or Section 4.B.8.c is verified as accurate (that is, the reason for the apparent anomaly is an unusual mix of business), then it is not necessary that a similar pattern for the same company be reconfirmed year after year.
10. The Experience Reporting Agent will keep track of the results of the validity and reasonability checks and may adjust thresholds in successive reporting years to maintain a reasonable balance between the magnitude of errors being found and the cost to companies.
11. Results that may indicate a likelihood of critical indications, as defined below, will be reported to the company with an explanation of the unusual findings and their possible significance. When the possible or probable errors appear to be of a significant nature, the Experience Reporting Agent will indicate to the company that this is a "critical indication." "Critical indications" are those that, if not corrected or confirmed, would leave a significant degree of doubt whether the affected data should be used in reports to the state insurance regulator and included in industry databases. It is intended that Experience Reporting Agents will have reasonable flexibility to implement this under the direction of the state insurance regulators. Also, under the direction of the state insurance regulators, the Experience Reporting Agent may grade the severity of indications, or it may simply identify certain indications as critical. While companies are expected to undertake a reasonable examination of all indications provided to them, they are not required to respond to every indication except for those labeled by the Experience Reporting Agent as "critical."
12. The Experience Reporting Agent will use its discretion regarding the omission of data from reports owing to the failure of an insurer company to respond adequately to unusual reasonability indications. Completeness of reports is desirable, but not at the risk of including data that appears to have an unreasonably high chance of containing significant errors.

NOTE THAT THE EFFECTIVE DATE FOR THE CHANGES TO VM-50 WILL BE 1/1/2020

Experience Reporting Requirements VM-50

13. Companies shall acknowledge and respond to reasonability queries from the Experience Reporting Agent. This shall include specific responses to all critical indications provided by the Experience Reporting Agent. Other indications shall be studied for apparent errors, as well as for indications of systematic errors. Corrections for critical indications shall be provided to the Experience Reporting Agent or, when a correction is not feasible, the extent and nature of the error shall be reported to the Experience Reporting Agent.

C. Ownership of Data

1. Experience data submitted by companies to the Experience Reporting Agent will be considered the property of the companies submitting such data, but the recognition of such ownership will not affect the ability of state insurance regulators or the NAIC to use such information as authorized by state laws based on Model #820 or the *Valuation Manual*, or, in case of state insurance regulators, for solvency oversight, financial examinations and financial analysis.
2. The Experience Reporting Agent will be responsible for maintaining data, error reports, logs and other intermediate work products, and reports for use in processing, documentation, production and reproduction of reports provided to state insurance regulators in accordance with the *Valuation Manual*. The Experience Reporting Agent will be responsible for demonstrating such reproducibility at the request of state insurance regulators or an auditor designated by state insurance regulators.

Section 5: Experience Data

A. Introduction

1. Using the data collected under statistical plans, as defined in the *Valuation Manual*, the Experience Reporting Agent produces aggregate databases as defined by this *Valuation Manual*. The Experience Reporting Agent, and/or other persons assisting the Experience Reporting Agent, will utilize those databases to produce industry experience tables and reports as defined in the *Valuation Manual*. In order to ensure continued relevance of reports, each defined data collection and resulting report structure shall be reviewed for usefulness at least once every five years since initial adoption or prior review.
2. Data compilations are evaluated according to four distinct, and often competing, standards: quality, completeness, timeliness and cost. In general, quality is a primary goal in developing any statistical data report. The priorities of the other three standards vary according to the purpose of the report.
3. The Experience Reporting Agent may modify or enlarge the requirements of the *Valuation Manual*, through recommendation to the Life Actuarial (A) Task Force or Health Actuarial (B) Task Force and in accordance with the *Valuation Manual* governance process for information to accommodate changing needs and environments. However, in most cases, changes to existing data reporting systems will be feasible only to provide information on future transactions. Requirements to submit new information may require that companies change their systems. Also, the Experience Reporting Agent may need several years before it can generate meaningful data meeting the new requirements with matching claims and insured amounts. The exact time frames for implementing new data requirements and producing reports will vary depending on the type of reports.

B. Design of Reports Linked to Purpose

Fundamental to the design of each report is an evaluation of its purpose and use. The Life Actuarial (A) Task Force and Health Actuarial (B) Task Force shall specify model reports responding to general regulatory needs. These model reports will serve the basic informational needs of state insurance regulators. To address a particular issue or problem, a state insurance regulator may have to request to the Life Actuarial (A) Task Force or Health Actuarial (B) Task Force that additional reports be developed.

C. Basic Report Designs

1. The Life Actuarial (A) Task Force or Health Actuarial (A) Task Force will designate basic types of reports to meet differing needs and time frames. Each statistical plan defined in VM-51 of the *Valuation Manual* will provide a detailed description of the reports, the frequency and time frame for the reports. Statistical compilations are anticipated to be the primary reports.
2. Statistical compilations are aggregate reports that generally match appropriate exposure amounts and transaction event amounts to evaluate the recent experience for a line of business. For example, a statistical compilation of mortality experience would match insurance face amounts exposed to death with actual death claims paid. Here the exposure amount is the total insurance face amount exposed to death, and the transaction event amounts would be the death claims paid. As another example, a statistical compilation of surrender experience would match total cash surrender amounts exposed to surrender with actual surrender amounts paid. Here the exposure amount is the total cash surrender amounts that could be surrendered, and the transaction event amounts would be the total surrender amounts actually paid. Statistical compilations can be performed for the industry or for the state of domicile.
3. In addition to statistical compilations, state insurance regulators can specify additional reports based on elements in the statistical plans in VM-51. State insurance regulators can also use statistical compilations and additional reports to evaluate non-formulaic assumptions.
4. The Life Actuarial (A) Task Force or Health Actuarial (B) Task Force will specify the reports to be provided to the professional actuarial associations to fulfill their roles as specified in Section 3.C of this VM-50. In general, the reports are expected to include statistical compilation at the industry level.
5. State insurance regulators can use the reports to review long-term trends. Aggregate experience results may indicate areas warranting additional investigation.

D. Supplemental Reports

1. For specific lines of business and types of experience data, state insurance regulators may request additional reports from the Experience Reporting Agent. State insurance regulators also may request custom reports, which may contain specific data or experience not regularly produced in other reports.
2. The regulator and the Experience Reporting Agent must negotiate time schedules for producing supplemental reports. The information in these reports is limited by the amount of data actually available and the manner in which it has been reported.

E. Reports to State Insurance Departments

The Experience Reporting Agent will periodically provide the following reports to state insurance departments:

1. A list of companies whose data is included in the compilation.
2. A list of companies whose data was excluded from the compilation because it fell outside of the tolerances set for missing or invalid data, or for any other reason.

Section 6: Confidentiality of Data

A. Confidentiality of Experience Data

1. The confidentiality of the experience data, experience materials and related information collected pursuant to the *Valuation Manual* is governed by state laws based on Section 14.A.(5) of Model #820. The following information is considered “confidential information” by state laws based on Section 14A(5) of the Model #820:

Any documents, materials, data and other information submitted by a company under Section 13 of [the Standard Valuation Law] (collectively, “experience data”) and any other documents, materials, data and other information, including, but not limited to, all working papers, and copies thereof, created or produced in connection with such experience data, in each case that include any potentially company-identifying or personally identifiable information, that is provided to or obtained by the commissioner (together with any “experience data,” the “experience materials”) and any other documents, materials, data and other information, including, but not limited to, all working papers, and copies thereof, created, produced or obtained by or disclosed to the commissioner or any other person in connection with such experience materials.

2. Nothing in the experience reporting requirements or elsewhere within the *Valuation Manual* is intended to, or should be construed to, amend or supersede any applicable statutory requirements, or otherwise require any disclosure of confidential data or materials that may violate any applicable federal or state laws, rules, regulations, privileges or court orders applicable to such data or materials.

B. Treatment of Confidential Information

1. Confidential information may be shared only with those individuals and entities specified in state laws based on Section 14B(3) of Model #820. Any agreement between a state insurance department and the Experience Reporting Agent will address the extent to which the Experience Reporting Agent is authorized to share confidential information consistent with state law.
2. The Experience Reporting Agent may be required to use confidential information in order to prepare compilations of aggregated experience data that do not permit identification of individual company experience or personally identifiable information. These reports of aggregated information, including those reports referenced in Section 5 of VM-50, are not considered confidential information, and the Experience Reporting Agent may make publicly available such reports. Reports using aggregate experience data will have sufficient diversification of data contributors to avoid identification of individual companies.

3. Consistent with state laws based on Section 14B(3) of the Model #820 and any agreements between a state insurance department and the Experience Reporting Agent, access to the confidential information will be limited to:
 - a. State, federal or international regulatory agencies;
 - b. The company with respect to confidential information it has submitted, and any reports prepared by the Experience Reporting Agent based on such confidential information;
 - c. The NAIC, and its affiliates and subsidiaries;
 - d. Auditor(s) of the Experience Reporting Agent for purposes of the experience reporting function outlined in this VM-50; and
 - e. Other individuals or entities, including contractors or subcontractors of the Experience Reporting Agent, otherwise assisting the Experience Reporting Agent or state insurance regulators in fulfilling the purposes of VM-50. These other individuals or entities may provide services related to a variety of areas of expertise, such as assisting with performing industry experience studies, developing valuation mortality tables, data editing and data quality review. These other individuals and entities shall be subject to the same standards as the Experience Reporting Agent with respect to the maintenance of confidential information.

NOTE THAT THE EFFECTIVE DATE FOR THE CHANGES TO VM-51 WILL BE 1/1/2020

VM-51: Experience Reporting Formats

Table of Contents

[Section 1: Introduction](#) 51-1
[Section 2: Statistical Plan for Mortality](#) 51-1
[Appendix 1: Preferred Class Structure Questionnaire](#) 51-5
[Appendix 2: Mortality Claims Questionnaire](#) 51-8
[Appendix 3: Additional Plan Code Form](#)..... 51-10
[Appendix 4: Mortality Data Elements and Format](#)..... 51-12

Section 1: Introduction

- A. The experience reporting requirements are defined in Section 3 of VM-50. The experience reporting requirements state that the Experience Reporting Agent will collect experience data based on statistical plans that are defined in VM-51 of the *Valuation Manual*. Statistical plans are to be added to VM-51 of the *Valuation Manual* when they are ready to be implemented.
- B. Each statistical plan shall contain the following information:
 - 1. The type of experience data to be collected (e.g., mortality experience; policy behavior experience, such as surrenders, lapses, conversions, premium payment patterns, etc.; and company expense experience, such as commission expense, policy issue and maintenance expense, company overhead expenses etc.);
 - 2. The scope of business to be included in the experience data to be collected (e.g., line(s) of business, such as individual or group, life, annuity or health; product type(s), such as term, whole life, universal life, indexed life, variable life, fixed annuity, indexed annuity, variable annuity, LTC or disability income; and type of underwriting, such as medically underwritten, simplified issue (SI), GI, accelerated, etc.);
 - 3. The criteria for determining which companies or legal entities must submit the experience data to be collected;
 - 4. The process for submitting the experience data to be collected, which will include the frequency of the data collection, the due dates for data collection and how the data is to be submitted to the Experience Reporting Agent;
 - 5. The individual data elements and format for each data element that will be contained in each experience data record, along with detailed instructions defining each data element or how to code each data element. Additional information may be required, such as questionnaires and plan code forms that will assist in defining the individual data elements that may be unique to each company or legal entity submitting such experience data elements;
 - 6. The experience data reports to be produced.

Section 2: Statistical Plan for Mortality

- A. Type of Experience Collected Under This Statistical Plan

The type of experience to be collected under this statistical plan is mortality experience.

B. Scope of Business Collected Under This Statistical Plan

The data for this statistical plan is the individual ordinary life line of business. Such business is to include direct written business issued in the U.S., and all values should be prior to any reinsurance ceded. Therefore, reinsurance assumed from a ceding company shall be excluded from data collection to avoid double-counting of experience submitted by an issuer and by its reinsurers; however, assumption reinsurance of an individual ordinary life line of business, where the assuming company is legally responsible for all benefits and claims paid, shall be included within the scope of this statistical plan. The ordinary life line of business does not include separate lines of business, such as SI/GI, worksite, individually solicited group life, direct response, final expense, pre-need, home service, credit life, and corporate-owned life insurance (COLI)/bank-owned life insurance (BOLI)~~COLI/BOLI~~/charity-owned life insurance (CHOLI).

C. Criteria to Determine Companies That Are Required to Submit Experience Data

Companies with less than \$50 million of direct individual life premium shall be exempted from reporting experience data required under this statistical plan. This threshold for exemption shall be measured based on aggregate premium volume of all affiliated companies and shall be reviewed annually and be subject to change by the Experience Reporting Agent. At its option, a group of nonexempt affiliated companies may exclude from these requirements affiliated companies with less than \$10 million direct individual life premium provided that the affiliated group remains nonexempt.

Additional exemptions may be granted by the Experience Reporting Agent where appropriate, following consultation with the domestic insurance regulator, based on achieving a target level of approximately 85% of industry experience for the type of experience data being collected under this statistical plan.

D. Process for Submitting Experience Data Under This Statistical Plan

Data for this statistical plan for mortality shall be submitted on an annual basis. Each company required to submit this data shall submit the data using the Regulatory Data Collection (RDC) online software submission application developed by the Experience Reporting Agent. For each data file submitted by a company, the Experience Reporting Agent will perform reasonability and completeness checks, as defined in Section 4 of VM-50, on the data. The Experience Reporting Agent will notify the company within 30 days following the data submission of any possible errors that need to be corrected. The Experience Reporting Agent will compile and send a report listing potential errors that need correction to the company.

Data for this statistical plan for mortality will be compiled using a calendar year method. The reporting calendar year is the calendar year that the company submits the experience data. The observation calendar year is the calendar year of the experience data that is reported. The observation calendar year will be two years prior to the reporting calendar year. For example, if the current calendar year is 2018 and that is the reporting calendar year, the company is to report the experience data that was in-force or issued in calendar year 2016, which is the observation calendar year.

Given an observation calendar year of 20XX, the calendar year method requires reporting of experience data as follows:

- i. Report policies in force during or issued during calendar year 20XX.

- ii. Report terminations that were incurred in calendar year 20XX and reported before July 1, 20XX+1. However, exclude rescinded policies (e.g., 10-day free look exercises) from the data submission.

For any reporting calendar year, the data call will occur during the second quarter, and data is to be submitted according to the requirements of the *Valuation Manual* in effect during that calendar year. Data submissions must be made by Sept. 30 of the reporting calendar year. Corrections of data submissions must be completed by Dec. 31 of the reporting calendar year.

E. Experience Data Elements and Formats Required by This Statistical Plan

Companies subject to reporting pursuant to the criteria stated in Section 2.C are required to complete the data forms in Appendix 1, Appendix 2 and Appendix 3 as appropriate, and also complete the Experience Data Elements and Formats as defined in Appendix 4.

The data should include policies issued as standard, substandard (optional) or sold within a preferred class structure. Preferred class structure means that, depending on the underwriting results, a policy could be issued in classes ranging from a best preferred class to a residual standard class. Policies issued as part of a preferred class structure are not to be classified as substandard.

Policies issued as conversions from term or group contracts should be included. For these converted policies, the issue date should be the issue date of the converted policy, and the underwriting field will identify them as issues resulting from conversion.

Generally, each policy number represents a policy issued as a result of ordinary underwriting. If a single life policy, the base policy on a single life has the policy number and a segment number of 1. On a joint life policy, each life has separate records with the same policy number. The base policy on the first life has a segment number of 1, and the base policy on the second life has a segment number of 2. Policies that cover more than two lives are not to be submitted.

Term/paid up riders or additional amounts of insurance purchased through dividend options on a policy issued as a result of ordinary underwriting are to be submitted. Each rider is on a separate record with the same policy number as the base policy and has a unique segment number. The details on the rider record may differ from the corresponding details on the base policy record. If underwriting in addition to the base policy underwriting is done, the coverage is given its own policy number.

Terminations (both death and non-death) are to be submitted. Terminations are to include those that occurred in the observation year and were reported by June 30 of the year after the observation year.

Plans of insurance should be carefully matched with the three-digit codes in item 19, Plan. These plans of insurance are important because they will be used not only for mortality experience data collection, but also for policyholder behavior experience data collection. It is expected that most policies will be matched to three-digit codes that specify a particular policy type rather than select a code that indicates a general plan type.

Each company is to submit data for in-force and terminated life insurance policies that are within the scope defined in Section 2.B except:

- i. For policies issued before Jan. 1, 1990, companies may certify that submitting data presents a hardship due to fields not readily available in their systems/databases or legacy computer systems that continue to be

NOTE THAT THE EFFECTIVE DATE FOR THE CHANGES TO VM-51 WILL BE 1/1/2020

Experience Reporting Formats

VM-51

used for older issued policies and differ from computer systems for newer issued policies.

- ii. For policies issued on or after Jan. 1, 1990, companies must:
 - a) Document the percentage that the face amount of policies excluded are relative to the face amount of submitted policies issued on or after Jan. 1, 1990; and
 - b) Certify that this requirement presents a hardship due to fields not readily available in their systems/databases or legacy computer systems that continue to be used for older issued policies and differ from computer systems for newer issued policies.

F. Experience Data Reports Required by This Statistical Plan

1. Using the data collected under this statistical plan, the Experience Reporting Agent will produce an experience data report that aggregates the experience data of all companies whose data have passed all of the validity and reasonableness checks outlined in Section 4 of VM-50 and has been determined by the Experience Reporting Agent to be acceptable to be used in the development of industry mortality experience.
2. The Experience Reporting Agent will provide to the SOA or other actuarial professional organizations an experience data report of aggregated experience that does not disclose a company's identity, which will be used to develop industry mortality experience and valuation mortality tables.
3. As long as a company is licensed in a state, that state insurance regulator will be given access to a company's experience data that is stored on a confidential database at the Experience Reporting Agent. Access by the state insurance regulator will be controlled by security credentials issued to the state insurance regulator by the Experience Reporting Agent.

Appendix 1: Preferred Class Structure Questionnaire**PREFERRED CLASS STRUCTURE QUESTIONNAIRE**

Fill out this preferred class structure questionnaire based on companywide summaries, such as underwriting guideline manuals, compilations of issue instructions or other documentation.

The purpose of this preferred class structure questionnaire is to gather information on different preferred class structures. This questionnaire varies between nonsmoker/non-tobacco and smoker/tobacco users and provides for variations by issue year, face amount and plan. If the company has the standard Relative Risk Score (RR Score) information available, the company should map its set of preferred class structure to sets of RR Scores. **Except for new preferred class structures or new sets of RR Scores applied to existing preferred class structure(s), the response to the questionnaire should remain the same from year to year.**

If a company has determined sets of RR Scores for its preferred class structures, it should provide separate preferred class structure responses for each set of RR Scores applied to a preferred class structure. If a company has not determined sets of RR Scores for its preferred class structures, it should fill out this questionnaire with its preferred class structures and update the preferred class structure questionnaire at such future time that sets of RR Scores for the preferred class structures are determined. When sets of RR Scores are used, there is to be a one-to-one correspondence between a preferred class structure and a set of RR Scores.

The information given in this questionnaire will be used both to map a set of RR Scores to policy level data and as a check on the policy-level data submission. Submit this questionnaire along with the initial data submission to the Experience Reporting Agent.

Each preferred class structure must include at least two classes (e.g., one preferred class and one standard class). Make as many copies of this preferred class structure questionnaire as necessary for your individual life business and submit in addition to policy-level detail information.

Company	NAIC Company Code
Name	Date

PREFERRED CLASS STRUCTURE – Part 1 Nonsmokers/Non-Tobacco Users

Preferred class structure must have at least one preferred and one standard class. Use multiple copies of this page if needed for nonsmokers/non-tobacco users

Number of Nonsmoker/Non-Tobacco User Risk Classes

- Issue Date Range Date through Date
- Issue Age Range Date through Date
- Face Amount Range Date through Date
- Plan Types (use three-digit codes from item 19, Plan)

Number of Nonsmoker/Non-Tobacco User Risk Classes

- Issue Date Range Date through Date
- Issue Age Range Date through Date
- Face Amount Range Date through Date
- Plan Types (use three-digit codes from item 19, Plan)

NOTE THAT THE EFFECTIVE DATE FOR THE CHANGES TO VM-51 WILL BE 1/1/2020

Experience Reporting Formats

VM-51

Number of Nonsmoker/Non-Tobacco User Risk Classes

- a) Issue Date Range Date through Date
- b) Issue Age Range Date through Date
- c) Face Amount Range Date through Date
- d) Plan Types (use three-digit codes from item 19, Plan)

Number of Nonsmoker/Non-Tobacco User Risk Classes

- a) Issue Date Range Date through Date
- b) Issue Age Range Date through Date
- c) Face Amount Range Date through Date
- d) Plan Types (use three-digit codes from item 19, Plan)

Number of Nonsmoker/Non-Tobacco User Risk Classes

- a) Issue Date Range Date through Date
- b) Issue Age Range Date through Date
- c) Face Amount Range Date through Date
- d) Plan Types (use three-digit codes from item 19, Plan)

PREFERRED CLASS STRUCTURE – Part 2 Smokers/Tobacco Users

Preferred class structure must have at least one preferred and one standard class. Use multiple copies of this page if needed for smokers/tobacco users

Number of Smoker/Tobacco User Risk Classes

- a) Issue Date Range Date through Date
- b) Issue Age Range Date through Date
- c) Face Amount Range Date through Date
- d) Plan Types (use three-digit codes from item 19, Plan)

Number of Smoker/Tobacco User Risk Classes

- a) Issue Date Range Date through Date
- b) Issue Age Range Date through Date
- c) Face Amount Range Date through Date
- d) Plan Types (use three-digit codes from item 19, Plan)

Number of Smoker/Tobacco User Risk Classes

- a) Issue Date Range Date through Date
- b) Issue Age Range Date through Date
- c) Face Amount Range Date through Date
- d) Plan Types (use three-digit codes from item 19, Plan)

Number of Smoker/Tobacco User Risk Classes

- a) Issue Date Range Date through Date
- b) Issue Age Range Date through Date
- c) Face Amount Range Date through Date
- d) Plan Types (use three-digit codes from item 19, Plan)

Number of Smoker/Tobacco User Risk Classes

NOTE THAT THE EFFECTIVE DATE FOR THE CHANGES TO VM-51 WILL BE 1/1/2020

Experience Reporting Formats

VM-51

- a) Issue Date Range Date through Date
- b) Issue Age Range Date through Date
- c) Face Amount Range Date through Date
- d) Plan Types (use three-digit codes from item 19, Plan)

Number of Smoker/Tobacco User Risk Classes

- a) Issue Date Range Date through Date
- b) Issue Age Range Date through Date
- c) Face Amount Range Date through Date
- d) Plan Types (use three-digit codes from item 19, Plan)

Appendix 2: Mortality Claims Questionnaire

MORTALITY CLAIMS QUESTIONNAIRE

The purpose of this mortality claims questionnaire is for a company to respond to the questions whether or not it is submitting death claim data as specified. If the company is not submitting death claim data as specified, provide the additional detail requested.

Fill out this questionnaire for your individual life business and submit in addition to policy-level information.

Company	NAIC Company Code
Name	Date

MORTALITY CLAIMS

1. If the data is provided using a reporting run-out that is other than six months, what run-out period was used? mm/dd/yyyy
2. The death claim amounts are to be for the total face amount and on a gross basis (before reinsurance). The data is based on:
 - a. Total face amount (for policies that include the cash value in addition to the face amount as a death benefit, use only the face amount) as specified OR
Other (describe):
If not as specified, indicate time period for which this occurred _____ - _____
 - b. Gross basis (before reinsurance) as specified OR Other (describe):
If not as specified, indicate time period for which this occurred: _____ - _____
Is this the same basis used for face amounts included in the study data? Yes No
3. The date that the termination is reported is to be used for the termination reported date. The date that the termination actually occurred is to be used for the actual termination date. What dates are used for death claims in the study data with respect to?
 - a) Termination reported date
If not reported date, indicate Reported date Other (describe):
basis for dates provided
 - b) Actual termination date for death claims: Date of death Other (describe):
If not date of death, indicate
basis for dates provided
4. Death claims pending at the end of the observation period but paid during the subsequent six months following the observation year are to be included in the data submission. Claims that are still pending at the end of the six month run out are to be included.

NOTE THAT THE EFFECTIVE DATE FOR THE CHANGES TO VM-51 WILL BE 1/1/2020

Experience Reporting Formats

VM-51

Are such pending claims included in the study data? Yes No

If no indicate time period for which this occurred: _____

5. The face amounts and death claim amounts are to be included without capping by amount. Are the face amounts and death claims/exposures included without capping by amount?

Yes No

If No, describe how face amounts and death claims are capped and at what amount the capping is being done.

6. For death claims on policies issued before 1990:

Are death claims matched up to a corresponding in-force policy? Yes No

If no, indicate approach used:

7. Please briefly describe any other unique aspects of the death claims data that are not covered above.

Appendix 3: Additional Plan Code Form

If you need an additional plan code(s) for a product(s) in addition to those plan codes in Item 19, Plan, of the statistical plan for life insurance mortality, fill in this form using plan codes in the range 300 to 999. Your data submission should reflect the plan codes in this form. Make as many copies as necessary for your individual life business and submit in addition to policy-level information. When this form is used, it must be sent to the Experience Reporting Agent at the time that data is submitted.

Completed by: _____ Title: _____
 Company: _____ NAIC Company Code: _____ Date: _____
 Phone Number: _____ Email: _____

Add comments or attachments where necessary.

Enter unique three-digit plan codes for each product.

Plan Code For Product I	Plan Code for Product II	Plan Code for Product III
--------------------------------	---------------------------------	----------------------------------

Enter specific plan names for each product.

--	--	--

A. General Product Information

	Product I	Product II	Product III
1. In what year was each product introduced?	_____	_____	_____
2. Briefly describe the product.	_____ _____	_____ _____	_____ _____
3. Enter three-digit plan code in the range 300 to 999.	_____	_____	_____

B. For the products listed, please fit each product into one of the categories below.

Categories for Product I		Categories for Product II		Categories for Product III	
1	Traditional Whole Life Plans	1	Traditional Whole Life Plans	1	Traditional Whole Life Plans
2	Term Insurance Plans	2	Term Insurance Plans	2	Term Insurance Plans
3	Universal Life Plans (excl. Variable and excl. Secondary Guarantees)	3	Universal Life Plans (excl. Variable and excl. Secondary Guarantees)	3	Universal Life Plans (excl. Variable and excl. Secondary Guarantees)
4	Universal Life Plans with Secondary Guarantees (excl. Variable)	4	Universal Life Plans with Secondary Guarantees (excl. Variable)	4	Universal Life Plans with Secondary Guarantees (excl. Variable)
5	Variable Life Plans (without Secondary Guarantees)	5	Variable Life Plans (without Secondary Guarantees)	5	Variable Life Plans (without Secondary Guarantees)
6	Variable Life Plans with Secondary Guarantees	6	Variable Life Plans with Secondary Guarantees	6	Variable Life Plans with Secondary Guarantees
7	Nonforfeiture	7	Nonforfeiture	7	Nonforfeiture
8	Other	8	Other	8	Other

NOTE THAT THE EFFECTIVE DATE FOR THE CHANGES TO VM-51 WILL BE 1/1/2020

Experience Reporting Formats

VM-51

Appendix 4: Mortality Data Elements and Format

ITEM	COLUMN	L	DATA ELEMENT	DESCRIPTION
1	1-5	5	NAIC Company Code	Your NAIC Company Code
2	6-9	4	Observation Year	Enter Calendar Year of Observation
3	10-29	20	Policy Number	Enter Policy Number. For Policy Numbers with length less than 20, left justify the number, and blank fill the empty columns. Any other unique identifying number can be used instead of a Policy Number for privacy reasons.
4	30-32	3	Segment Number	<p>If only one policy segment exists, enter segment number '1.' For a single life policy, the base policy is to be put in the record with segment number '1.'</p> <p>Subsequent policy segments are in separate records with information about that coverage and differing segment numbers.</p> <p>For joint life policies, the base policy of the first life is to be put in a record with segment number '1,' and the base policy of the second life is to be put in a separate record with segment number '2.' Joint life policies with more than two lives are not to be submitted. Subsequent policy segments are in separate records with information about that coverage and differing segment numbers.</p> <p>Policy segments with the same policy number are to be submitted for:</p> <ul style="list-style-type: none"> a) Single life policies; b) Joint life policies; c) Term/paid up riders; or d) Additional amounts of insurance including purchase through dividend options.
5	33-34	2	State of Issue	Use standard, two-letter state abbreviation codes (e.g., NY for New York)
6	35	1	Gender	0 = Unknown or unable to subdivide 1 = Male 2 = Female 3 = Unisex – Unknown or unable to identify 4 = Unisex – Male 5 = Unisex – Female
7	36-43	8	Date of Birth	Enter the numeric date of birth in YYYYMMDD format
8	44	1	Age Basis	0 = Age Nearest Birthday 1 = Age Last Birthday 2 = Age Next birthday Drafting Note: Professional actuarial organization will need to develop either age next birthday mortality tables or procedure to adapt existing mortality tables to age next birthday basis.
9	45-47	3	Issue Age	Enter the insurance Issue Age

NOTE THAT THE EFFECTIVE DATE FOR THE CHANGES TO VM-51 WILL BE 1/1/2020

Experience Reporting Formats

VM-51

10	48-55	8	Issue Date	Enter the numeric calendar year in YYYYMMDD format.
ITEM	COLUMN	L	DATA ELEMENT	DESCRIPTION
11	56	1	Smoker Status (at issue)	Smoker status should be submitted where reliable. 0 = Unknown 1 = No tobacco usage 2 = Nonsmoker 3 = Cigarette smoker 4 = Tobacco user
12	57	1	Preferred Class Structure Indicator	0 = If no reliable information on multiple preferred and standard classes is available or if the policy segment was issued substandard or if there were no multiple preferred and standard classes available for this policy segment or if preferred information is unknown. 1 = If this policy was issued in one of the available multiple preferred and standard classes for this policy segment. Note: If Preferred Class Structure Indicator is 0, or if preferred information is unknown, leave next four items blank.
13	58	1	Number of Classes in Nonsmoker Preferred Class Structure	If Preferred Class Structure Indicator is 0 or if Smoker Status is 0, 3 or 4, or if preferred information is unknown, leave blank. For nonsmoker or no tobacco usage policies that could have been issued as one of multiple preferred and standard classes, enter the number of nonsmoker preferred and standard classes available at time of issue.
14	59	1	Nonsmoker Preferred Class	If Preferred Class Structure Indicator is 0 or if Smoker Status is 0, 3 or 4, or if preferred information is unknown, leave blank. For nonsmoker policy segments that could have been issued as one of multiple preferred and standard classes: 1 = Best preferred class 2 = Next Best preferred class after 1 3 = Next Best preferred class after 2 4 = Next Best preferred class after 3 5 = Next Best preferred class after 4 6 = Next Best preferred class after 5 7 = Next Best preferred class after 6 8 = Next Best preferred class after 7 9 = Next Best preferred class after 8 Note: The policy segment with the highest nonsmoker Preferred Class number should have that number equal to the Number of Classes in Nonsmoker Preferred Class Structure.

NOTE THAT THE EFFECTIVE DATE FOR THE CHANGES TO VM-51 WILL BE 1/1/2020

Experience Reporting Formats

VM-51

15	60	1	Number of Classes in Smoker Preferred Class Structure	<p>If Preferred Class Structure Indicator is 0 or if Smoker Status is 0, 1 or 2, or if preferred information is unknown, leave blank.</p> <p>For smoker or tobacco user policies that could have been issued as one of multiple preferred and standard classes, enter the number of smoker preferred and standard classes available at time of issue.</p>
ITEM	COLUMN	L	DATA ELEMENT	DESCRIPTION
16	61	1	Smoker Preferred Class	<p>If Preferred Class Structure Indicator is 0 or if Smoker Status is 0, 1 or 2, or if preferred information is unknown, leave blank.</p> <p>For smoker policy segments that could have been issued as one of multiple preferred and standard classes:</p> <p>1 = Best preferred class 2 = Next Best preferred class after 1 3 = Next Best preferred class after 2 4 = Next Best preferred class after 3 5 = Next Best preferred class after 4 6 = Next Best preferred class after 5 7 = Next Best preferred class after 6 8 = Next Best preferred class after 7 9 = Next Best preferred class after 8</p> <p>Note: The policy segment with the highest Smoker Preferred Class number should have that number equal to the Number of Classes in Smoker Preferred Class Structure.</p>
17	62-63	2	Type of Underwriting Requirements	<p>If underwriting requirement of ordinary business is reliably known, use code other than "99." Ordinary business does not include separate lines of business, such as simplified issue/guaranteed issue, worksite, individually solicited group life, direct response, final expense, pre-need, home service and COLI/BOLI/CHOLI.</p> <p>01 = Underwritten, but unknown whether fluid was collected 02 = Underwritten with no fluid collection 03 = Underwritten with fluid collected 06 = Term Conversion 07 = Group Conversion 09 = Not Underwritten 99 = For issues where underwriting requirement unknown or unable to subdivide</p>

NOTE THAT THE EFFECTIVE DATE FOR THE CHANGES TO VM-51 WILL BE 1/1/2020

Experience Reporting Formats

VM-51

18	64	1	Substandard Indicator	<p>0 = Policy segment is not substandard 1 = Policy segment is substandard 2 = Policy segment is uninsurable</p> <p>Note:</p> <ul style="list-style-type: none"> a. All policy segments that are substandard need to be identified as substandard or uninsurable. b. Submission of substandard policies is optional. c. If feasible, identify substandard policy segments where temporary flat extra has ceased as substandard.
ITEM	COLUMN	L	DATA ELEMENT	DESCRIPTION
19	65-67	3	Plan	<p>Exclude from contribution: spouse and children under family policies or riders. If Form for Additional Plan Codes was submitted for this policy, enter unique three-digit plan number(s) that differ from the plan numbers below:</p> <p>000 = If unable to distinguish among plan types listed below 100 = Joint life plan unable to distinguish among joint life plan types listed below</p> <p>Permanent Plans: 010 = Traditional fixed premium fixed benefit permanent plan 011 = Permanent life (traditional) with term 012 = Single premium whole life 013 = Econolife (permanent life with lower premiums in the early durations) 014 = Excess interest whole life 015 = First to die whole life plan (submit separate records for each life) 016 = Second to die whole life plan (submit separate records for each life) 017 = Joint whole life plan – unknown whether 015 or 016 (submit separate records for each life) 018 = Permanent products with non-level death benefits 019 = Permanent plans 010, 011, 012, 013, 014, 015, 016, 017, 018 combined (i.e. unable to separate)</p> <p>Term Insurance Plans: 020 = Term (traditional level benefit and attained age premium) 021 = Term (level death benefit with guaranteed level premium for five years and anticipated level term period for five years) 211 = Term (level death benefit with guaranteed level premium for five years and anticipated level term period for 10 years) 212 = Term (level death benefit with guaranteed level premium for five years and anticipated level term period for 15 years)</p>

NOTE THAT THE EFFECTIVE DATE FOR THE CHANGES TO VM-51 WILL BE 1/1/2020

Experience Reporting Formats

VM-51

				<p>213 = Term (level death benefit with guaranteed level premium for five years and anticipated level term period for 20 years)</p> <p>214 = Term (level death benefit with guaranteed level premium for five years and anticipated level term period for 25 years)</p> <p>215 = Term (level death benefit with guaranteed level premium for five years and anticipated level term period for 30 years)</p> <p>022 = Term (level death benefit with guaranteed level premium for 10 years and anticipated level term period for 10 years)</p> <p>221 = Term (level death benefit with guaranteed level premium for 10 years and anticipated level term period for 15 years)</p> <p>222 = Term (level death benefit with guaranteed level premium for 10 years and anticipated level term period for 20 years)</p> <p>223 = Term (level death benefit with guaranteed level premium for 10 years and anticipated level term period for 25 years)</p> <p>224 = Term (level death benefit with guaranteed level premium for 10 years and anticipated level term period for 30 years)</p> <p>023 = Term (level death benefit with guaranteed level premium for 15 years and anticipated level term period for 15 years)</p> <p>231 = Term (level death benefit with guaranteed level premium for 15 years and anticipated level term period for 20 years)</p> <p>232 = Term (level death benefit with guaranteed level premium for 15 years and anticipated level term period for 25 years)</p> <p>233 = Term (level death benefit with guaranteed level premium for 15 years and anticipated level term period for 30 years)</p> <p>024 = Term (level death benefit with guaranteed level premium for 20 years and anticipated level term period for 20 years)</p> <p>241 = Term (level death benefit with guaranteed level premium for 20 years and anticipated level term period for 25 years)</p> <p>242 = Term (level death benefit with guaranteed level premium for 20 years and anticipated level term period for 30 year)</p> <p>025 = Term (level death benefit with guaranteed level premium for 25 years and anticipated level term period for 25 years)</p> <p>251 = Term (level death benefit with guaranteed level premium for 25 years and anticipated level term period for 30 year)</p> <p>026 = Term (level death benefit with guaranteed level premium for 30 years and anticipated level term period for 30 years)</p> <p>027 = Term (level death benefit with guaranteed level premium period equal to anticipated level term period where the period is other than five, 10, 15, 20, 25 or 30 years)</p>
--	--	--	--	---

NOTE THAT THE EFFECTIVE DATE FOR THE CHANGES TO VM-51 WILL BE 1/1/2020

Experience Reporting Formats

VM-51

				<p>271 = Term (level death benefit with guaranteed level premium period not equal to anticipated level term period, where the periods are other than five, 10, 15, 20, 25 or 30 years)</p> <p>028 = Term (decreasing benefit)</p> <p>040 = Select ultimate term (premium depends on issue age and duration)</p> <p>041 = Return of Premium Term (level death benefit with guaranteed level premium for 15 years)</p> <p>042 = Return of Premium Term (level death benefit with guaranteed level premium for 20 years)</p> <p>043 = Return of Premium Term (level death benefit with guaranteed level premium for 25 years)</p> <p>044 = Return of Premium Term (level death benefit with guaranteed level premium for 30 years)</p> <p>045 = Return of Premium Term (level death benefit with guaranteed level premium for period other than 15, 20, 25 or 30 years)</p> <p>046 = Economatic term</p> <p>059 = Term plan, unable to classify</p> <p>101 = First to die term plan (submit separate records for each life)</p> <p>102 = Second to die term plan (submit separate records for each life)</p> <p>103 = Joint term plan – unknown whether 101 or 102 (submit separate records for each life)</p> <p>Universal Life Plans (Other than Variable), issued without a Secondary Guarantee:</p> <p>061 = Single premium universal life</p> <p>062 = Universal life (decreasing risk amount)</p> <p>063 = Universal life (level risk amount)</p> <p>064 = Universal life – unknown whether code 062 or 063</p> <p>065 = First to die universal life plan (submit separate records for each life)</p> <p>066 = Second to die universal life plan (submit separate records for each life)</p> <p>067 = Joint life universal life plan – unknown whether code 065 or 066 (submit separate records for each life)</p> <p>068 = Indexed universal life</p> <p>Universal Life Plans (Other than Variable) with Secondary Guarantees:</p> <p>071 = Single premium universal life with secondary guarantees</p> <p>072 = Universal life with secondary guarantees (decreasing risk amount)</p> <p>073 = Universal life with secondary guarantees (level risk amount)</p> <p>074 = Universal life with secondary guarantees – unknown whether code 072 or 073</p> <p>075 = First to die universal life plan with secondary guarantees (submit separate records for each life)</p> <p>076 = Second to die universal life plan with secondary guarantees (submit separate records for each life)</p>
--	--	--	--	---

NOTE THAT THE EFFECTIVE DATE FOR THE CHANGES TO VM-51 WILL BE 1/1/2020

Experience Reporting Formats

VM-51

				<p>077 = Joint life universal life plan with secondary guarantees unknown whether code 075 or 076 (submit separate records for each life)</p> <p>078 = Indexed universal life with secondary guarantees</p> <p>Variable Life Plans issued without a Secondary Guarantee:</p> <p>080 = Variable life</p> <p>081 = Variable universal life (decreasing risk amount)</p> <p>082 = Variable universal life (level risk amount)</p> <p>083 = Variable universal life – unknown whether code 081 or 082</p> <p>084 = First to die variable universal life plan (submit separate records for each life)</p> <p>085 = Second to die variable universal life plan (submit separate records for each life)</p> <p>086 = Joint life variable universal life plan – unknown whether 084 or 085 (submit separate records for each life)</p> <p>Variable Life Plans with Secondary Guarantees:</p> <p>090 = Variable life with secondary guarantees</p> <p>091 = Variable universal life with secondary guarantees (decreasing risk amount)</p> <p>092 = Variable universal life with secondary guarantees (level risk amount)</p> <p>093 = Variable universal life with secondary guarantees –unknown whether code 091 or 092</p> <p>094 = First to die variable universal life plan with secondary guarantees (submit separate records for each life)</p> <p>095 = Second to die variable universal life plan with secondary guarantees (submit separate records for each life)</p> <p>096 = Joint life variable universal life plan with secondary guarantees – unknown whether code 094 or 095 (submit separate records for each life)</p> <p>Nonforfeiture:</p> <p>098 = Extended term</p> <p>099 = Reduced paid-up</p> <p>198 = Extended term for joint life (submit separate records for each life)</p> <p>199 = Reduced paid-up for joint life (submit separate records for each life)</p>
20	68	1	In-force Indicator	<p>0 = If the policy segment was not in force at the end of the calendar year of observation</p> <p>1 = If the policy segment was in force at the end of the calendar year of observation</p>
21	69–80	12	Face Amount of Insurance at Issue	<p>Face amount of the policy segment at its issue date rounded to nearest dollar. If policy provides payment of cash value in addition to face amount, include face amount and do not include cash value. If the policy was issued during the observation year, the Face Amount of Insurance at the Beginning of the Observation Year should be blank.</p>
22	81–92	12	Face Amount of Insurance at the	<p>Face amount of the policy segment at the beginning of the calendar year of observation rounded to nearest</p>

NOTE THAT THE EFFECTIVE DATE FOR THE CHANGES TO VM-51 WILL BE 1/1/2020

Experience Reporting Formats

VM-51

			Beginning of the Observation Year	dollar. If policy provides payment of cash value in addition to face amount, include face amount and do not include cash value. Exclude extra amounts attributable to 7702 corridors. If the policy was issued during the observation year, the Face Amount at the Beginning of the Observation Year should be blank.
23	93-104	12	Face Amount of Insurance at the End of the Observation Year	Face amount of the policy segment at the end of the calendar year of observation rounded to nearest dollar. If policy provides payment of cash value in addition to face amount, include face amount, and do not include cash value. Exclude extra amounts attributable to 7702 corridors. If In-force Indicator is 0, enter face amount of the policy segment at the time of termination, if available; otherwise, leave blank.
24	105-116	12	Death Claim Amount	If In-force Indicator is 1, leave blank. Death claim amount rounded to the nearest dollar. If In-force Indicator is 0 and Cause of Termination is 04, then enter the face amount. If In-force Indicator is 0 and Cause of Termination is not 04, then leave blank. If the policy provides payment of cash value in addition to face amount, report face amount, and do not include cash value.
25	117-124	8	Termination Reported Date	If In-force Indicator is 1, leave blank. Enter in the format YYYYMMDD the eight-digit calendar date that the termination was reported.
26	125-132	8	Actual Termination Date	If In-force Indicator is 1, leave blank. Enter in the format YYYYMMDD the eight-digit calendar date when the termination occurred. If termination is due to death (Cause of Termination is 04), enter actual date of death. If termination is lapse due to non-payment of premium (Cause of Termination is 01 or 02 or 14), enter the last day the premium was paid to.
27	133-134	2	Cause of Termination	If Inforce Indicator is 1, leave blank. 00 = Termination type unknown or unable to subdivide 01 = Reduced paid-up 02 = Extended term 03 = Voluntary; unable to subdivide among 01, 02, 07, 09, 10, 11 or 13 04 = Death 07 = 1035 exchange 09 = Term conversion – unknown whether attained age or original age 10 = Attained age term conversion 11 = Original age term conversion 12 = Coverage expired or contract reached end of the mortality table

NOTE THAT THE EFFECTIVE DATE FOR THE CHANGES TO VM-51 WILL BE 1/1/2020

Experience Reporting Formats

VM-51

				<p>13 = Surrendered for full cash value 14 = Lapse (other than to Reduced Paid Up or Extended Term) 15 = Termination via payment of a discounted face amount while still alive, pursuant to an accelerated death benefit provision</p>
--	--	--	--	--

28	135–144	10	Annualized Premium at Issue	<p>For level term segments with plan codes 021 through 027, 041 through 045 or 211 through 271 of Item 19, Plan, enter the annualized premium set at issue. Except for level term segments specified above, leave blank for non-base segments.</p> <p>For the base segments for ULSG, and Variable Life with Secondary Guarantees (VLSG) with plan codes 071 through 078 or 090 through 096 of Item 19, Plan, enter the annualized billed premium set at issue. Round to the nearest dollar.</p> <p>If unknown, leave blank.</p>
29	145–154	10	Annualized Premium at the Beginning of Observation Year	<p>For level term segments with plan codes 021 through 027, 041 through 045 or 211 through 271 of Item 19, Plan, enter the annualized premium for the policy year that includes the beginning of the observation year. Except for level term segments specified above, leave blank for non-base segments.</p> <p>For the base segments for ULSG and VLSG with plan codes 071 through 078 or 090 through 096 of Item 19, Plan, enter the annualized billed premium for the policy year that includes the beginning of the observation year. Round to the nearest dollar.</p> <p>For policies issued in the observation year, leave blank. If unknown, leave blank.</p>
30	155–164	10	Annualized Premium at the End of Observation, if available. Otherwise Annualized Premium as of Year/Actual Termination Date	<p>For level term segments with plan codes 021 through 027, 041 through 045 or 211 through 271 of Item 19, Plan, for each segment that has Item 20, with the In-force Indicator = 1, enter the annualized premium for the policy year that includes the end of the observation year. Otherwise, enter the annualized premium that would have been paid at the end of the observation year. If end of year premium is not available, enter the annualized premium as of the Actual Termination Date (Item 26). Except for level term segments specified above, leave blank for non-base segments.</p> <p>For the base segments for ULSG and VLSG with plan codes 071 through 078 or 090 through 096 of Item 19, Plan, use the annualized billed premium. For base</p>

NOTE THAT THE EFFECTIVE DATE FOR THE CHANGES TO VM-51 WILL BE 1/1/2020

Experience Reporting Formats

VM-51

				<p>segments that have Item 20, with the Inforce Indicator =1, enter the annualized billed premium for the policy year that includes the end of the observation year. Otherwise, enter the annualized billed premium that would have been paid at the end of the observation year. If end of year premium is not available, enter the annualized premium as of the Actual Termination Date (Item 26).</p> <p>Round to the nearest dollar.</p> <p>If unknown, leave blank.</p>
31	165-166	2	Premium Mode	<p>01 = Annual 02 = Semiannual 03 = Quarterly 04 = Monthly Bill Sent 05 = Monthly Automatic Payment 06 = Semimonthly 07 = Biweekly 08 = Weekly 09 = Single Premium 10 = Other / Unknown</p>
32	167-176	10	Cumulative Premium Collected as of the Beginning of Observation Year	<p>If not ULSG or VLSD, leave blank.</p> <p>For ULSG, and VLSD policies with plan codes 071 through 078 or 090 through 096 of Item 19, Plan: 1) For non-base segments, leave blank. 2) For base segments, enter the cumulative premium collected since issue, as of the beginning of the observation year. Round to the nearest dollar.</p> <p>For policies issued in the observation year, leave blank. If unknown, leave blank.</p>
33	177-186	10	Cumulative Premium Collected as of the End of Observation Year if available. Otherwise Cumulative Premium Collected as of Actual Termination Date	<p>If not ULSG or VLSD, leave blank.</p> <p>For ULSG, and VLSD policies with plan codes 071 through 078 or 090 through 096 of Item 19, Plan: 1) For non-base segments, leave blank. 2) For base segments inforce at the end of the observation year, enter the cumulative premium collected as of the end of the observation year. 3) For base segments terminated during the observation year, enter the cumulative premium collected since issue, as of the Actual Termination Date (Item 26).</p> <p>Round to the nearest dollar.</p> <p>If unknown, leave blank.</p>
34	187-188	2	ULSD/VLSD Premium Type	<p>For non-base segments, leave blank.</p> <p>If not ULSG or VLSD, leave blank.</p>

NOTE THAT THE EFFECTIVE DATE FOR THE CHANGES TO VM-51 WILL BE 1/1/2020

Experience Reporting Formats

VM-51

				<p>For ULSG and VLSG policies with plan codes 071 through 078 or 090 through 096 of Item 19, Plan:</p> <p>00 = Unknown 01 = Single premium 02 = ULSG/VLSG Whole life level premium 03 = Lower premium (term like) 04 = Other</p>
35	189-190	2	Type of Secondary Guarantee	<p>For non-base segments, leave blank.</p> <p>If not ULSG or VLSG, leave blank.</p> <p>For ULSG and VLSG policies with plan codes 071 through 078 or 090 through 096 of Item 19, Plan:</p> <p>00 = Unknown 01 = Cumulative Premium without Interest (Single Tier) 02 = Cumulative Premium without Interest (Multiple Tier) 03 = Cumulative Premium without Interest (Other) 04 = Cumulative Premium with Interest (Single Tier) 05 = Cumulative Premium with Interest (Multiple Tier) 06 = Cumulative Premium with Interest (Other) 11 = Shadow Account (Single Tier) 12 = Shadow Account (Multiple Tier) 13 = Shadow Account (Other) 21 = Both Cumulative Premium without Interest and Shadow Account 22 = Both Cumulative Premium with Interest and Shadow Account 23= Other, not involving either Cumulative Premium or Shadow Account</p>
36	191-200	10	Cumulative Minimum Premium as of the Beginning of Observation Year	<p>If not ULSG or VLSG, leave blank.</p> <p>For ULSG and VLSG policies with plan codes 071 through 078 or 090 through 096 of Item 19, Plan:</p> <p>If Item 35, Type of Secondary Guarantee is blank, 00, 11, 12, 13 or 23, leave blank.</p> <p>If Item 35, Type of Secondary Guarantee is 01, 02, 03, 04, 05, 06, 21 or 22:</p> <p>1) Leave non-base segments, blank. 2) For base segments: Enter the cumulative minimum premiums, including applicable interest, for all policy years up to the beginning of the observation year.</p> <p>Round to the nearest dollar.</p>

NOTE THAT THE EFFECTIVE DATE FOR THE CHANGES TO VM-51 WILL BE 1/1/2020 |
Experience Reporting Formats **VM-51**

				<p>For policies issued in the observation year, leave blank.</p> <p>If unknown, leave blank.</p>
37	201-210	10	Cumulative Minimum Premium as of the End of Observation Year/ Actual Termination Date	<p>If not ULSG or VLSG, leave blank.</p> <p>For ULSG and VLSG policies with plan codes 071 through 078 and 090 through 096 of Item 19, Plan: If Item 35, Type of Secondary Guarantee is blank, 00, 11, 12, 13 or 23, leave blank.</p> <p>If Item 35, Type of Secondary Guarantee is 01, 02, 03, 04, 05, 06, 21 or 22:</p> <ol style="list-style-type: none"> 1) For non-base segments, leave blank. 2) For base segments inforce at the end of the observation year, enter the cumulative minimum premiums, including applicable interest, up to the end of the observation year. 3) For base segments terminated during the observation year, enter the cumulative minimum premiums, including applicable interest, up to the Actual Termination Date (Item 26) <p>Round to the nearest dollar.</p> <p>If unknown, leave blank.</p>
38	211-220	10	Shadow Account Amount at the Beginning of Observation Year	<p>If not ULSG, or VLSG, leave blank.</p> <p>For ULSG and VLSG policies with plan codes 071 through 078 or 090 through 096 of Item 19, Plan: If Item 35, Type of Secondary Guarantee is blank, 00, 01, 02, 03, 04, 05, 06, or 23 leave blank.</p> <p>If Item 35, Type of Secondary Guarantee is 11, 12, 13, 21 or 22:</p> <ol style="list-style-type: none"> 1) Leave non-base segments blank. 2) For base segments: Enter total amount of the Shadow Account at the beginning of the observation year. The Shadow Account can be positive, zero or negative. <p>Round to the nearest dollar.</p> <p>For policies issued in the observation year, leave blank.</p> <p>If unknown, leave blank.</p>
39	221-230	10	Shadow Account Amount at the End of Observation Year/ Actual Termination Date	<p>If not ULSG, or VLSG, leave blank.</p> <p>For ULSG and VLSG policies with plan codes 071 through 078 or 090 through 096 of Item 19, Plan: If Item 35, Type of Secondary Guarantee is blank,</p>

NOTE THAT THE EFFECTIVE DATE FOR THE CHANGES TO VM-51 WILL BE 1/1/2020

Experience Reporting Formats

VM-51

				<p>00, 01, 02, 03, 04, 05, 06, or 23 leave blank.</p> <p>If Item 35, Type of Secondary Guarantee is 11, 12, 13, 21 or 22:</p> <ol style="list-style-type: none"> 1) For non-base segments, leave blank. 2) For base segments inforce at the end of the observation year, enter the total amount of the Shadow Account at the end of the observation year. The Shadow Account can be positive, zero or negative. 3) For base segments terminated during the observation year, enter the total amount of the Shadow Account as of the Actual Termination Date (Item 26). The Shadow Account can be positive, zero or negative. <p>Round to the nearest dollar.</p> <p>If unknown, leave blank.</p>
40	231-240	10	Account Value at the Beginning of Observation Year	<p>For non-base segments, leave blank.</p> <p>If not ULSG or VLSG, leave blank.</p> <p>For ULSG and VLSG policies with plan codes 071 through 078 or 090 through 096 of Item 19, Plan, the policy Account Value (gross of any loan) at the Beginning of the Observation Year. The policy Account Value can be positive, zero or negative.</p> <p>Round to the nearest dollar.</p> <p>For policies issued in the observation year, leave blank.</p> <p>If unknown, leave blank.</p>
41	241-250	10	Account Value at the End of Observation Year/Actual Termination Date	<p>For non-base segments, leave blank.</p> <p>If not ULSG or VLSG, leave blank.</p> <p>For ULSG and VLSG policies with plan codes 071 through 078 or 090 through 096 of Item 19, Plan:</p> <ol style="list-style-type: none"> 1) If policy is in force at the end of observation year, enter the policy Account Value (gross of any loan) at the end of the Observation Year. The policy Account Value can be positive, zero or negative. 2) If policy terminated during the observation year, enter the policy Account Value (gross of any loan) as of the Actual Termination Date (Item 26). The policy Account Value can be positive, zero or negative. <p>Round to the nearest dollar.</p> <p>If unknown, leave blank.</p>

NOTE THAT THE EFFECTIVE DATE FOR THE CHANGES TO VM-51 WILL BE 1/1/2020

Experience Reporting Formats

VM-51

42	251-260	10	Amount of Surrender Charge at the Beginning of Observation Year	<p>For non-base segments, leave blank.</p> <p>If not ULSG or VLSG, leave blank.</p> <p>For ULSG and VLSG policies with plan codes 071 through 078 and 090 through 096 of Item 19, Plan, enter the dollar Amount of the Surrender Charge as of the Beginning of the Observation Year.</p> <p>Round to the nearest dollar.</p> <p>For policies issued in the observation year, leave blank. If unknown, leave blank.</p>
43	261-270	10	Amount of Surrender Charge at the End of Observation Year/Actual Termination Date	<p>For non-base segments, leave blank.</p> <p>If not ULSG or VLSG, leave blank.</p> <p>For ULSG and VLSG policies with plan codes 071 through 078 or 090 through 096 of Item 19, Plan:</p> <p>1) If policy is in force at the end of observation year, enter the dollar amount of the Surrender Charge at the end of the Observation Year.</p> <p>2) If policy terminated during the observation year, enter the dollar amount of the Surrender Charge as of the Actual Termination Date (Item 26).</p> <p>Round to the nearest dollar.</p> <p>If unknown, leave blank.</p>
44	271-272	2	Operative Secondary Guarantee at the Beginning of Observation Year	<p>The company defines whether a secondary guarantee is in effect for a policy with a secondary guarantee at the beginning of the Observation Year.</p> <p>If Item 35, Type of Secondary Guarantee is blank, leave blank.</p> <p>If Item 35, Type of Secondary Guarantee is 00 through 23:</p> <p>1) For non-base segments, leave blank.</p> <p>2) For base segments:</p> <p>00 = If unknown whether the secondary guarantee is in effect</p> <p>01 = If secondary guarantee is not in effect</p> <p>02 = If secondary guarantee is in effect</p> <p>03 = If all secondary guarantees have expired</p>
45	273-274	2	Operative Secondary Guarantee at the End of Observation Year/Actual Termination Date	<p>The company defines whether a secondary guarantee is in effect for a policy with a secondary guarantee at the end of the Observation Year/Actual Termination Date.</p> <p>If Item 35, Type of Secondary Guarantee is blank, leave blank.</p> <p>If Item 35, Type of Secondary Guarantee is 00 through 23:</p>

NOTE THAT THE EFFECTIVE DATE FOR THE CHANGES TO VM-51 WILL BE 1/1/2020

Experience Reporting Formats

VM-51

				<p>1) For non-base segments, leave blank.</p> <p>2) For base segments in force at the end of observation year, enter the appropriate value below as of the end of observation year:</p> <p>00 = If unknown whether the secondary guarantee is in effect 01 = If secondary guarantee is not in effect 02 = If secondary guarantee is in effect 03 = If all secondary guarantees have expired</p> <p>3) For base segments terminated during the observation year, enter the appropriate value below as of the Actual Termination Date (Item 26):</p> <p>00 = If unknown whether the secondary guarantee is in effect 01 = If secondary guarantee is not in effect 02 = If secondary guarantee is in effect 03 = If all secondary guarantees have expired</p>
46	275-276	2	State of Domicile	<p>Use standard, two-letter state abbreviations codes (e.g., FL for Florida) for the state of the policy owner's domicile.</p> <p>If unknown or outside of the U.S., leave blank.</p>

NOTE THAT THE EFFECTIVE DATE FOR THE CHANGES TO VM-51 WILL BE 1/1/2020 |
Experience Reporting Formats VM-51

This page intentionally left blank.

VM-A: Appendix A – Requirements

Unless otherwise noted, this appendix references the following ~~reserve~~ requirements from Appendix A of the AP&P Manual, ~~which are to be used for policies issued on and after the Valuation Manual operative date unless otherwise provided for in the Valuation Manual.~~

INDEX

Reference	TITLE
A-200	Separate Accounts Funding Guaranteed Minimum Benefits Under Group Contracts
A-235	Interest-Indexed Annuity Contracts
A-250	Variable Annuities
A-255	Modified Guaranteed Annuities
A-270	Variable Life Insurance
A-585	Universal Life Insurance
A-588	Modified Guaranteed Life Insurance
A-620	Accelerated Benefits
A-641	Long-Term Care Insurance
A-695	Synthetic Guaranteed Investment Contracts
A-785	Credit for Reinsurance
A-791	Life and Health Reinsurance Agreements
A-812	Smoker/Nonsmoker Mortality Tables for Use in Determining Minimum Reserve Liabilities
VM-A-814	<i>Recognition of the 2001 CSO Mortality Table for Use in Determining Minimum Reserve Liabilities and Nonforfeiture Benefits Model Regulation (Model #814, NAIC adoption 2002)</i>
A-815	Model Regulation Permitting the Recognition of Preferred Mortality Tables for Use in Determining Minimum Reserve Liabilities
A-817	Preneed Life Insurance Minimum Standards
A-820	Minimum Life and Annuities Reserve Standards
A-821	Annuity Mortality Table for Use in Determining Reserve Liabilities for Annuities
A-830	Valuation of Life Insurance Policies (Including the Introduction and Use of New Select Mortality Factors)

VM-A

This page intentionally left blank.

VM-C: Appendix C – Actuarial Guidelines

Guidance Note: This appendix references the following ~~reserve~~ requirements from Appendix C of the AP&P Manual, ~~which are to be used for policies issued on and after the Valuation Manual operative date unless otherwise provided for in Section II, Reserve Requirements.~~

INDEX

Guideline No.	TITLE
I	Interpretation of the Standard Valuation Law With Respect to the Valuation of Policies Whose Valuation Net Premiums Exceed the Actual Gross Premium Collected
II	Reserve Requirements With Respect to Interest Rate Guidelines on Active Life Funds Held Relative to Group Annuity Contracts
IV	Actuarial Interpretation Regarding Minimum Reserves for Certain Forms of Term Life Insurance
V	Interpretation Regarding Acceptable Approximations for Continuous Functions
VI	Interpretation Regarding Use of Single Life or Joint Life Mortality Tables Draft 20 June 1983
VII	Interpretation Regarding Calculations of Equivalent Level Amounts
VIII	The Valuation of Individual Single Premium Deferred Annuities
IX	Form Classification of Individual Single Premium Immediate Annuities for Application of the Valuation and Nonforfeiture Laws
IX-A	Use of Substandard Annuity Mortality Tables in Valuing Impaired Lives Under Structured Settlements
IX-B	Clarification of Methods Under Standard Valuation Law for Individual Single Premium Immediate Annuities, Any Deferred Payments Associated Therewith, Some Deferred Annuities and Structured Settlements Contracts
IX-C	Use of Substandard Annuity Mortality Tables in Valuing Impaired Lives Under Individual Single Premium Immediate Annuities
XIII	Guideline Concerning the Commissioners' Annuity Reserve Valuation Method
XIV	Surveillance Procedure for Review of the Actuarial Opinion for Life and Health Insurers
XVI	Calculation of CRVM Reserves on Select Mortality and/or Split Interest
XVII	Calculation of CRVM Reserves When Death Benefits are not Level
XVIII	Calculation of CRVM Reserves on Semi-Continuous, Fully Continuous or Discounted Continuous Basis
XIX	1980 CSO Mortality Table With Ten-Year Select Mortality Factors
XX	Joint Life Functions for 1980 CSO Mortality Table
XXI	Calculation of CRVM Reserves When (b) is Greater Than (a) and Some Rules for Determination of (a)
XXIII	Guideline Concerning Variable Life Insurance Separate Account Investments
XXV	Calculation of Minimum Reserves and Minimum Nonforfeiture Values for Policies With Guaranteed Increasing Death Benefits Based on an Index
XXVI	Election of Operative Dates Under Standard Valuation Law and Standard Nonforfeiture Law
XXVII	Accelerated Benefits
XXVIII	Statutory Claim Reserves For Group Long-Term Disability Contracts With a Survivor Income Benefit Provision
XXIX	Guideline Concerning Reserves of Companies in Rehabilitation
XXX	Guideline for the Application of Plan Type to Guaranteed Interest Contracts (GICS) With Benefit Responsive Payment Provisions Used to Fund Employee Benefit Plans
XXXI	Valuation Issues vs. Policy Form Approval
XXXII	Reserve for Immediate Payment of Claims
XXXIII	Determining CARVM Reserves for Annuity Contracts With Elective Benefits

INDEX

Guideline No.	TITLE
XXXV	The Application of the Commissioners Annuity Reserve Method to Equity Indexed Annuities
XXXVI	The Application of the Commissioners Reserve Valuation Method to Equity Indexed Life Insurance Policies
XXXVII	Variable Life Insurance Reserves for Guaranteed Minimum Death Benefits
XXXVIII	The Application of the Valuation of Life Insurance Policies Model Regulation ("Model")
XL	Guideline for Valuation Rate of Interest for Funding Agreements and Guaranteed Interest Contracts (GICS) With Bail-Out Provisions
XLI	Projection of Guaranteed Nonforfeiture Benefits under CARVM
XLII	The Application of the Model Regulation Permitting the Recognition of Preferred Mortality Tables for Use in Determining Minimum Reserve Liabilities
XLIV	Group Term Life Waiver of Premium Disabled Life Reserves
XLVI	Interpretation of the Calculation of the Segment Length With Respect to the Life Insurance Policies Model Regulation upon a Change in the Valuation Mortality Rates Subsequent to Issue
AG App	Appendix to Guidelines – New York State Insurance Department – Maximum Reserve Valuation and Maximum Life Policy Nonforfeiture Interest Rates

VM-G: Appendix G – Corporate Governance Guidance for Principle-Based Reserves

Table of Contents

[Section 1: Introduction, Definition and Scope](#) G-1
[Section 2: Guidance for the Board](#) G-2
[Section 3: Guidance for Senior Management](#)..... G-2
[Section 4: Responsibilities of Qualified Actuaries](#)..... G-4

Section 1: Introduction, Definition and Scope

- A. A principle-based approach to the calculation of reserves places the responsibility for actuarial and financial assumptions with respect to the determination of sufficient reserves on individual companies, as compared with reserves determined strictly according to formulas prescribed by regulators. This responsibility requires that sufficient measures are established for oversight of the function related to principle-based reserves.

The corporate governance guidance provided in VM-G is applicable only to a principle-based valuation calculated according to methods defined in VM-20 and VM-21.

For a company that does not compute any deterministic or stochastic reserves under VM-20 as a result of passing the exclusion tests as defined in VM-20 Section 6, and it does not calculate any reserves under VM-21, VM-G Sections 2 and 3 below are generally not applicable; the requirements of Section 4 are still applicable. However, if the company calculated the SERT using the deterministic reserve method outlined in VM-20 Section 6.A.2.b.i.a, or the Stochastic Exclusion Demonstration Test outlined in VM-20 Section 6.A.3, then VM-G Sections 2 and 3 are applicable.

Guidance Note: Given requirements in AG 43 are intended to be the same as those in VM-21, if a company chooses to aggregate business subject to AG 43 with business subject to VM-21 in calculating the reserve, then the provisions in VM-G apply to this aggregate principle-based valuation.

- B. In carrying out the responsibility described in Section 1.A for each group of policies and contracts subject to Section 12 of Model #820, the company shall assign to one or more qualified actuaries the responsibilities indicated in Section 4.A.
- C. For the purposes of VM-G:
 - 1. The term “group of insurance companies” means a set of insurance companies in a holding company system (for purposes of applicable insurance holding company system acts) that is designated as a group of insurance companies by the senior management of any holding company that is a holding company of all the insurance companies in such set of insurance companies.
 - 2. The terms “board” and “board of directors” mean: (a) the board of an insurance company that has not been designated to be part of a group of insurance companies; or (b) the board of a single company within a group of insurance companies that is designated by the senior management of any holding company of all the insurance companies in such group of insurance companies, or a committee of such board, consisting of members of such board, duly appointed by such board and authorized by such board to perform functions substantially similar to those described in this section.

Guidance Note: The group of companies is a group of life insurers designated by senior management for purposes of managing the PBR process, and the board is the appropriate board responsible for those companies.

3. The term “senior management” includes the highest ranking officers of an insurance company or group of insurance companies with responsibilities for operating results, risk assessment and financial reporting (e.g., the chief executive officer [CEO], chief financial officer [CFO], chief actuary and chief risk officer [CRO]) and such other senior officers as may be designated by the insurance company or group of insurance companies.
- D. Section 2 and Section 3 below, while not expanding the existing legal duties of a company’s board of directors and senior management, provide guidance that focuses on their roles in the context of principle-based valuations. Section 2 and Section 3 are not applicable for companies meeting the requirements to be exempt from Section 2 and Section 3 as outlined in Section 1.A above.

While existing governance standards encompass adequate and appropriate standards for oversight of PBR, Section 2 and Section 3 below describe guidance for the roles of the board of directors and senior management, in light of their existing duties as applied in the context of PBR. It is not intended to create new duties but rather to emphasize and clarify how their duties apply to the PBR actuarial valuation function of an insurance company or group of insurance companies. To the extent that any law or regulation conflicts with the guidance described herein, such other law or regulation shall prevail, and the conflicting parts of this section VM-G shall not apply.

- E. The company shall retain governance documentation on file for at least seven years from the valuation date, including that required by VM-G Section 2.A.5, Section 3.A.6, and Section 4.A.3. -This documentation shall be available upon request.

Section 2: Guidance for the Board

- A. Commensurate with the materiality of PBR in relationship to the overall risks borne by the insurance company and consistent with its oversight role, the board is responsible for:
1. Overseeing the process undertaken by senior management to identify, and correct where needed, any material weakness in the internal controls of the insurance company or group of insurance companies with respect to a principle-based valuation.
 2. Overseeing the infrastructure (consisting of policies, procedures, controls and resources) in place to implement principle-based valuation processes.
 3. Receiving and reviewing the reports and certifications referenced in Section 3.A.6.
 4. Interacting with senior management to resolve questions and collect additional information as the board requests.
 5. Documenting the review and actions undertaken by the board, relating to the principle-based valuation function, in the minutes of all board meetings where such function is discussed.

Section 3: Guidance for Senior Management

- A. Senior management is responsible for directing the implementation and ongoing operation of the principle-based valuation function. This includes:

1. Ensuring that an adequate infrastructure (consisting of the policies, procedures, controls, and resources) has been established to implement the principle-based valuation function.
2. Reviewing the elements of the principle-based valuation (consisting of the assumptions, methods and models used to determine PBR of the insurance company or group of insurance companies) that have been put in place, and whether these elements of the principle-based valuation appear to be consistent with, but not necessarily identical to, those for other company risk assessment processes, while recognizing potential differences in financial reporting structures and any prescribed assumptions or methods.
3. Reviewing and addressing any significant and unusual issues and/or findings in light of the results of the principle-based valuation processes and applicable sensitivity tests of the insurance company or group of insurance companies.
4. Ensuring the adoption of internal controls with respect to the principle-based valuations of the insurance company or group of insurance companies that are designed to provide reasonable assurance that all material risks inherent in the liabilities and assets subject to such valuations are included, and that such valuations are made in accordance with the *Valuation Manual* and regulatory requirements and actuarial standards. Senior management is responsible for ensuring that an annual evaluation is made of such internal controls and for communicating the results of that evaluation to the board of directors.
5. Determining that:
 - a. Resources are adequate to carry out the modeling function with skill and competence.
 - b. A process exists that ensures that models and procedures produce the intended results relative to the principle-based valuation objectives as outlined in Section 12.A of Model #820.
 - c. A process exists that validates data for determination of model input assumptions, other than input assumptions that are prescribed in law, regulation or the *Valuation Manual* for use in determining PBR.
 - d. A process exists that is appropriately designed to ensure that model input is appropriate given the experience of the insurance company or group of insurance companies, other than model inputs that are prescribed in law, regulation or the *Valuation Manual* for use in determining PBR.
 - e. A process exists that reviews principle-based valuations to find and limit material errors and material weaknesses (such process (a) to provide a credible ongoing effort to improve model performance where material errors and weaknesses exist, and (b) to include a regular cycle of model validation that includes monitoring of model performance and stability, review of model relationships, and testing of model outputs against outcomes).
 - f. A review procedure and basis for reliance on principle-based valuation processes has been established that includes consideration of reporting on the adequacy of PBR, the implementation of policies, reporting and internal controls, and the work of the appointed actuary.
6. Facilitating the board's oversight role by reporting to the board, no less frequently than annually, regarding such matters as:

- a. The infrastructure (consisting of the policies, procedures, controls and resources) that senior management has established to support the PBR actuarial valuation function.
- b. The critical risk elements of the valuation as applicable—related to the assumptions, methods and models—and their relationship to those for other risk assessment processes, noting differences in financial reporting structures and any prescribed assumptions or methods.
- c. The level of knowledge and experience of senior management personnel responsible for monitoring, controlling and auditing PBR.
- d. Reports related to governance of PBR, including:
 - i. The certification of the effectiveness of internal controls with respect to the PBR, as provided in Section 12.B.(2) of Model #820.
 - ii. The certifications from ~~a duly authorized investment officer that the modeled asset investment strategy is consistent with the company's current investment strategy and the actuarial certification regarding the modeling of clearly defined hedging strategies~~ the Investment Officer on Investments and Qualified Actuary on Investments, as provided in VM-31 Sections ~~3.CD.4314.a and 3.D.14.b.~~ and VM-31 Sections 3.F.16.a and 3.F.16.b.

Section 4: Responsibilities of Qualified Actuaries

- A. The responsibilities assigned by the company to one or more qualified actuaries with respect to a group of policies or contracts under Section 1.B are:
 1. The responsibility for overseeing the calculation of PBR for that group of policies or contracts;
 2. The responsibility for verifying that:
 - a. The assumptions, methods and models that are used in determining PBR; and
 - b. The company's documented internal standards used in the principle-based valuation processes, the company's documented internal controls and documentation used for such reserves,

appropriately reflect the requirements of the *Valuation Manual* for that group of policies or contracts. In particular, the qualified actuaries are required to certify that the assumptions used in the principle-based valuation, other than assumptions that are prescribed in the *Valuation Manual* or by law or regulation, or that pertain to risk factors that are modeled stochastically, are prudent estimates, as defined in VM-01, with appropriate margins. The qualified actuaries are not required to verify the appropriateness of any prescribed assumptions, methods or models but are required to verify that they are being used as required.
 3. The responsibility for providing a summary report to the board and to senior management on the valuation processes used to determine and test PBR, the principle-based valuation results, the general level of conservatism incorporated into the company's PBR, the materiality of PBR in relationship to the overall liabilities of the company, and significant and unusual issues and/or findings.

If Sections 2 and 3 are not applicable because the company met the requirements to be exempt from Section 2 and Section 3 as outlined in Section 1.A, this particular reporting to board and senior management is limited to notifying senior management if the company is at risk of failing either exclusion test, and if so, reporting on the company's readiness to calculate deterministic and stochastic reserves.

4. The responsibility for preparing the PBR Actuarial Report with respect to that group of policies or contracts, as described in VM-31.
 5. The responsibility for disclosing to the company's external auditors and regulators any significant unresolved issues regarding the company's PBR held with respect to that group of policies or contracts.
- B. A qualified actuary assigned responsibilities under Section 1.B with respect to a group of policies or contracts may be required to make any certification required by the *Valuation Manual*, but is not required, except in regard to any responsibilities he or she may have as the appointed actuary under VM-30, to opine upon or certify the adequacy of the aggregate reserve for that group of policies or contracts, the company's surplus or the company's future financial condition.
- C. The responsibilities of the appointed actuary are described in VM-30.

VM-M: APPENDIX M – MORTALITY TABLES

Table of Contents

Section 1:	Valuation and Nonforfeiture Mortality Tables	M-1
Section 2:	Industry Experience Valuation Basic Tables	M-4

Definitions

- A. “Composite mortality table” means a mortality table with rates of mortality that do not distinguish between smokers and nonsmokers.
- B. “Smoker and nonsmoker mortality table” means a mortality table with separate rates of mortality for smokers and nonsmokers.

Section 1: Valuation and Nonforfeiture Mortality Tables

- A. 1959 Accidental Death Benefits Table
- B. 1961 Commissioners Standard Industrial Mortality Table
Composite Table (1961 CSI)
Proceedings of the NAIC, 1961 Volume II: pages 538–540
- C. 1961 Commissioners Industrial Extended Term Insurance Table
Composite Table (1961 CIET)
Proceedings of the NAIC, 1961 Volume II: pages 541–543
- D. 1980 CSO Mortality Tables
 - 1. Composite tables (with optional 10-Year Select Mortality Factors) (1980 CSO)
Proceedings of the NAIC, 1980 Volume I: page 598
 - 2. Smoker/Nonsmoker tables (1980 CSO NS and 1980 CSO SM)
Proceedings of the NAIC, 1984: pages 406–413
 - 3. Blended tables (1980 CSO B, 1980 CSO C, 1980 CSO D, 1980 CSO E, 1980 CSO F)
Proceedings of the NAIC, 1984: pages 396–400
- E. 1980 Commissioners Extended Term Insurance Tables
 - 1. Composite Tables (1980 CET)
Proceedings of the NAIC, 1980 Volume I: page 619
 - 2. Smoker/Nonsmoker tables (1980 CET NS and 1980 CET SM)
Proceedings of the NAIC, 1984: pages 406–413
 - 3. Blended tables (1980 CET B, 1980 CET C, 1980 CET D, 1980 CET E, 1980 CET F)
Proceedings of the NAIC, 1984: pages 396–400
- F. 1983 Group Annuity Mortality Table Without Projection
- G. 2001 Commissioners Standard Ordinary Mortality Tables (2001 CSO)
 - 1. “2001 CSO Mortality Table” means that mortality table, consisting of separate rates of mortality for male and female lives, developed by the Academy CSO Task Force from the Valuation Basic Mortality Table developed by the SOA Individual Life Insurance

Valuation Mortality Task Force, and adopted by the NAIC in December 2002. The 2001 CSO Mortality Table is included in the *Proceedings of the NAIC* (2nd Quarter 2002). Unless the context indicates otherwise, the “2001 CSO Mortality Table” includes both the ultimate form of that table and the select and ultimate form of that table and includes both the smoker and nonsmoker mortality tables and the composite mortality tables. It also includes both the age-nearest-birthday and age-last-birthday bases of the mortality tables.

2. “2001 CSO (F)” means that mortality table consisting of the rates of mortality for female lives from the 2001 CSO Mortality Table.
3. “2001 CSO (M)” means that mortality table consisting of the rates of mortality for male lives from the 2001 CSO Mortality Table.
4. “2001 CSO Preferred Class Structure Mortality Table” means mortality tables with separate rates of mortality for super preferred nonsmokers, preferred nonsmokers, residual standard nonsmokers, preferred smokers and residual standard smoker splits of the 2001 CSO Nonsmoker and Smoker Tables, as adopted by the NAIC at the September 2006 national meeting and published in the NAIC *Proceedings* (third-quarter 2006). Unless the context indicates otherwise, the “2001 CSO Preferred Class Structure Mortality Table” includes both the ultimate form of that table and the select and ultimate form of that table. It includes both the smoker and nonsmoker mortality tables. It includes both the male and female mortality tables and the gender composite mortality tables. It also includes both the age-nearest-birthday and age-last-birthday bases of the mortality table.

H. 2017 CSO Mortality Tables

1. “2017 CSO Mortality Table” means that mortality table, consisting of separate rates of mortality for male and female lives, developed by the CSO Subgroup of the Joint Academy Life Experience Committee and SOA Preferred Mortality Oversight Group from the 2015 Valuation Basic Mortality Table developed by the joint group’s Valuation Basic Mortality Subgroup, and adopted by the NAIC in April 2016. The 2017 CSO Mortality Table is included in the *Proceedings of the NAIC* (1st Quarter 2016). Unless the context indicates otherwise, the “2017 CSO Mortality Table” includes both the ultimate form of that table and the select and ultimate form of that table and includes both the smoker and nonsmoker mortality tables and the composite mortality tables. It also includes both the age-nearest-birthday and age-last-birthday bases of the mortality tables.
2. “2017 CSO (F)” means that mortality table consisting of the rates of mortality for female lives from the 2017 CSO Mortality Table.
3. “2017 CSO (M)” means that mortality table consisting of the rates of mortality for male lives from the 2017 CSO Mortality Table.
4. “2017 CSO Preferred Class Structure Mortality Table” means those mortality tables with separate rates of mortality for super preferred nonsmokers, preferred nonsmokers, residual standard nonsmokers, preferred smokers and residual standard smoker splits of the 2017 CSO Nonsmoker and Smoker Tables as adopted by the NAIC at the 2016 Spring National Meeting and published in the NAIC *Proceedings* (first-quarter 2016). Unless the context indicates otherwise, the “2017 CSO Preferred Class Structure Mortality Table” includes both the ultimate form of that table and the select and ultimate form of that table. It includes both the smoker and nonsmoker mortality tables. It includes both the male and female mortality tables. It also includes both the age-nearest-birthday and age-last-birthday bases of the mortality table.

5. The term “2001 CSO Male Composite Ultimate Mortality Table” means a specific mortality table, included in the 2001 CSO Mortality Table, that contains mortality rates that are composites of smokers and nonsmokers on male lives after the select period, including both the age-nearest-birthday and age-last-birthday bases of the mortality tables.
- I. Annuity 2000 Mortality Table
- J. 2012 Individual Annuity Reserve Valuation Table
1. Definitions
- a. “2012 IAR Table” means that generational mortality table developed by the Joint Academy/SOA Payout Annuity Table Team and containing rates, q_x^{2012+n} , derived from a combination of the 2012 IAM Period Table and Projection Scale G2, using the methodology stated in the “Application of the 2012 IAR Mortality Table” paragraph of Appendix A-821 of the AP&P Manual.
- b. “2012 Individual Annuity Mortality Period Life (2012 IAM Period) Table” means the Period Table containing loaded mortality rates for calendar year 2012. This table contains rates, q_x^{2012} , developed by the Joint Academy/SOA Payout Annuity Table Team and is shown in Appendices 1–2 of Appendix A-821 of the AP&P Manual.
- c. “Projection Scale G2 (Scale G2)” is a table of annual rates, $G2_x$, of mortality improvement by age for projecting future mortality rates beyond calendar year 2012. This table was developed by the Joint Academy/SOA Payout Annuity Table Team and is shown in Appendices 3–4 of Appendix A-821 of the AP&P Manual.
2. Application of the 2012 IAR Mortality Table
- In using the 2012 IAR Mortality Table, the mortality rate for a person age x in year (2012 + n) is calculated as follows:
- $$q_x^{2012+n} = q_x^{2012}(1 - G2_x)^n$$
- The resulting q_x^{2012+n} shall be rounded to three decimal places per 1,000, e.g., 0.741 deaths per 1,000. Also, the rounding shall occur according to the formula above, starting at the 2012 period table rate.
- For example, for a male age 30, $q_x^{2012} = 0.741$.
- $$q_x^{2013} = 0.741 * (1 - 0.010) ^ 1 = 0.73359, \text{ which is rounded to } 0.734.$$
- $$q_x^{2014} = 0.741 * (1 - 0.010) ^ 2 = 0.7262541, \text{ which is rounded to } 0.726.$$
- A method leading to incorrect rounding would be to calculate q_x^{2014} as $q_x^{2013} * (1 - 0.010)$, or $0.734 * 0.99 = 0.727$. It is incorrect to use the already rounded q_x^{2013} to calculate q_x^{2014} .
- K. 2017 Commissioners Standard Guaranteed Issue Mortality Tables
1. “2017 Commissioners Standard Guaranteed Issue Mortality Table” (2017 CSGI) means that 2017 Guaranteed Issue basic ultimate mortality table with 75% loading, consisting of separate rates of mortality for male and female lives, as well as combined unisex rates, developed from the experience of 2005–2009 collected by the SOA. This table was adopted

by the NAIC on Aug. 7, 2018 and is included in the *NAIC Proceedings* of the 2018 Summer National Meeting.

Section 2: Industry Experience Valuation Basic Tables

- A. 2008 Valuation Basic Table (2008 VBT)
- B. 2015 Valuation Basic Table (2015 VBT)

The 2015 Valuation Basic Table is a valuation table without loads jointly developed by the Academy and SOA for use in determining a company's prudent estimate mortality assumption for valuations of Dec. 31, 2015, and later. The table consists of the Primary table (Male, Female, Smoker, Nonsmoker and Composite), 10 Relative Risk tables for nonsmokers (Male and Female) and four Relative Risk tables for smokers (Male and Female). Rates for juvenile ages are included in the composite tables. The tables are on a select and ultimate and ultimate-only basis, and are available on an age nearest and an age last birthday basis.