



# NAIC Scenario Set Technical Documentation

## Interest Rates Model

## Table of Contents

1	NAIC Basic Data Set .....	2
2	Interest Rate Model.....	3
2.1	3 Factor Model Specification .....	3
2.2	Yield Curve Simulation and Construction .....	4
2.3	Initial Yield Curve Fitting .....	5
3	Mean Reversion .....	6
4	Calibration Criteria .....	7
5	Summary .....	7
6	Additional Reading .....	7
	Disclosures/Confidentiality Notice .....	8

## 1 NAIC Basic Data Set

The Basic Data Set provided free of charge to insurers is the standard scenario file set delivered as part of the NAIC scenario service. Users can access the scenarios online by downloading a file containing stochastic scenarios from the GEMS® Economic Scenario Generator (ESG) for real-world interest rates, equity and bond fund returns. The typical application for these scenarios is in calculations of life and annuity Statutory reserves according the Valuation Manual (e.g., VM-20, VM-21) and capital under the NAIC RBC requirements (e.g., C3 Phase 1, C3 Phase 2).

In this document the technical specification of the underlying stochastic model of the ESG used for producing government bond yields and returns on bond funds for the Basic Data Set are described.

## 2 Interest Rate Model

Scenarios for the non-defaultable term structure of interest rates (i.e. Treasury yields) as well as bond fund returns are simulated using a multi-factor affine short rate model. Some of the reasons that this model has been selected are:

- Realistic yield curve dynamics with a small number of parameters.
- Arbitrage-free dynamics making the model applicable to risk-neutral and real-world applications.
- Closed-form bond and semi-closed-form derivative price formulas.
- Well-understood estimation and calibration procedures.
- Production of parallel shifts, twists, or steeping and curvature in simulated yield curves.

### 2.1 3 Factor Model Specification

The underpinnings of the model are a 3-factor extension to the well-known Cox-Ingersoll-Ross (CIR) modeling framework. In this model, the dynamics of yield curves are governed by three independent stochastic processes referred to as state variables. These state variables are labeled  $X_i(t)$ , where  $i=1,2,3$  and  $t$  is time, indicating that the value of these variables change through time.

Three factors are chosen because they allow for the modeling of the three predominant types of yield curve movement observed in real market data: parallel shifts, steepening and curvature (sometimes referred to as shift, twist and butterfly/smile).

The 3 state variables  $X_i(t)$  are governed by an extended version of the standard CIR stochastic differential equation (SDE):

$$dX_i(t) = (\theta_i - \kappa_i X_i(t))dt + \sigma_i \sqrt{X_i(t)} dW_i(t)$$

where,

- $\kappa_i$  controls the mean reversion speed and level
- $\theta_i$  controls the mean reversion level
- $\sigma_i$  controls the volatility
- $dW_i(t)$  is the change in the Wiener process.

The formulation of the model implemented in GEMS® also allows for the simulation of negative interest rates, in line with what has been observed in market data in many geographies in the last 20 years.

In the real-world formulation of this model used to produce the Basic Data Set, risk premia are added to the above formula. These risk premia allow the model to better capture the dynamics of real government bond markets as well as define the change of measure between real world and risk neutral. The three-factor formulation of the model can produce kurtose and skewed distributions which match historically observed distributions well. The mean-reverting properties of the model produce stable long-term simulations with well-constrained tails. This

is in contrast to the commonly used log normal models, such as Libor market models (LMM) and Black Karasinski models, which tend to produce unrealistic or explosive interest rates, especially over long simulation horizons, making them less suitable for real-world applications.

## 2.2 Yield Curve Simulation and Construction

The interest rate model falls into a class of models called affine short rate models. In these models, a stochastic short rate (in the 1-factor case) or a set of stochastic state variables (in the multi-factor case) are simulated. The price of a zero coupon bond at time  $t$  maturing at time  $\tau$ ,  $P(t, \tau)$  has the form;

$$P(t, \tau) = e^{\sum_{i=1}^3 (A_i(\tau) + B_i(\tau)X_i(t))}$$

Where, in the case of the model described here,  $X_i(t)$  are the three state variables of the interest

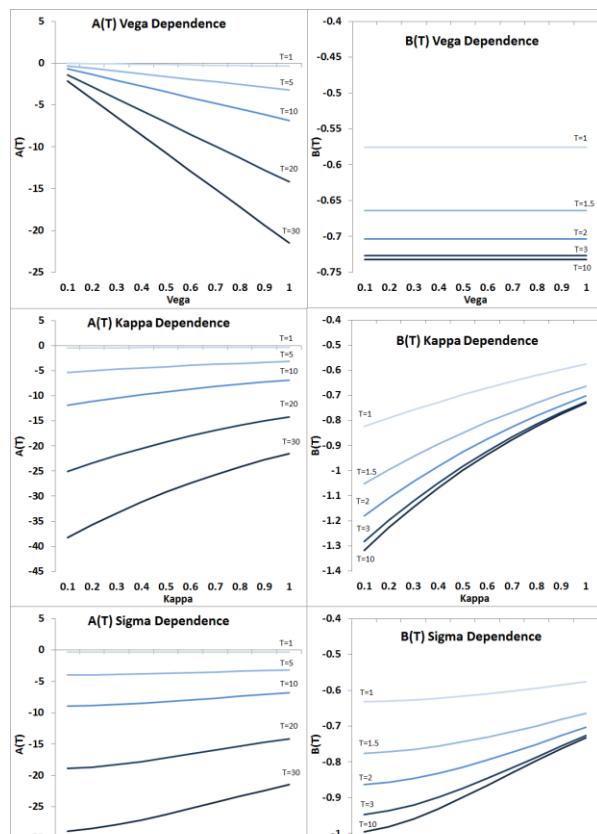


Figure 1. The parameter and maturity dependencies of the auxiliary functions of the Cox Ingersoll Ross interest rate model. Prepared by Conning, Inc. Source: GEMS® Economic Scenario Generator scenarios.

rate model described in section 2.1, and  $A_i(\tau)$  and  $B_i(\tau)$  are so-called auxiliary functions of the model. The auxiliary functions for the CIR model are given by;

$$A_i(\tau) = \frac{2\theta_i}{\sigma_i^2} \ln \left( \frac{2\gamma_i e^{(\gamma_i + \kappa_i)\tau/2}}{(\gamma_i + \kappa_i)(e^{\gamma_i\tau} - 1) + 2\gamma_i} \right)$$

and;

$$B_i(\tau) = \frac{-2(e^{\gamma_i\tau} - 1)}{(\gamma_i + \kappa_i)(e^{\gamma_i\tau} - 1) + 2\gamma_i}$$

where;

$$\gamma_i = \sqrt{\kappa_i^2 + 2\sigma_i^2}$$

By extension the continuously compounded yield curve can be constructed by rearranging the pricing formula to give;

$$y(t, \tau) = \frac{-1}{\tau} \left( \sum_{i=1}^3 A_i(\tau) + \sum_{i=1}^3 B_i(\tau)X_i(t) \right)$$

Figure 1 shows the dependencies of the two auxiliary functions A and B on the model parameters and the bond maturity given fixed values for the other parameters. Observing how the value changes for different points on the yield curve as we change the model parameters gives a visual representation of how different model parameters enable different yield curve shapes to emerge in a multi-factor model with this structure.

Note that the auxiliary functions are only dependent on the model parameters and the time to maturity of the bond under consideration. Therefore, given the simulated state variables at any

point in time and the parameters of the model, the yield curve can be constructed from the given pricing formula.

An important aspect of any yield curve model is its ability to produce a wide range of simulated yield curve shapes. Figure 2 shows four selected simulated yield curves from the GEMS<sup>®</sup> model. This demonstrates the extent to which the model is able to produce quite flat yield curves (e.g. path 20), steep as well as flatter yield curves with negative rates (e.g. paths 36 and 251), and even inverted yield curves (e.g. path 44). The curves shown also demonstrate different degrees of curvature.

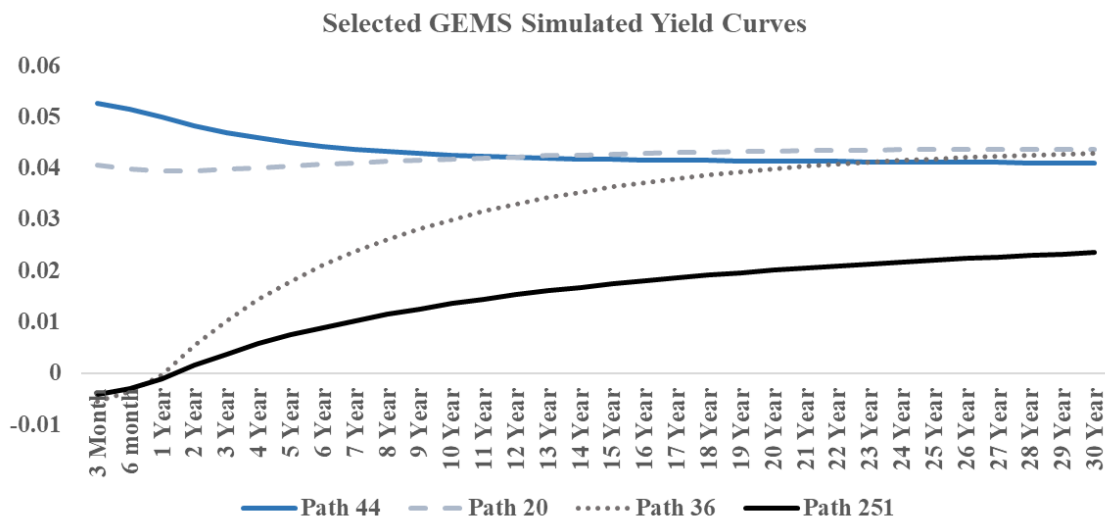


Figure 2 Simulated yield curves from the GEMS<sup>®</sup> Economic Scenario Generator.

### 2.3 Initial Yield Curve Fitting

In its standard form as described, the multifactor CIR model is only able to approximately fit the initial market yield curve. For most practical applications it is a requirement that the initial yield curve and sometimes yields for extrapolated maturities must be fit to a high degree of accuracy. To enable such fitting the GEMS<sup>®</sup> model employs a deterministic shift function exogenously from the stochastic differential equation used to drive the state variables. Under this scheme, the formula for the initial or t=0 continuously compounded yield of a bond of maturity  $\tau$  is modified by a shift function  $l(t)$  such that;

$$y(t = 0, \tau) = \frac{-1}{\tau} \left( \left( - \int_0^\tau l(s) ds \right) + \sum_{i=1}^3 A_i(\tau) + \sum_{i=1}^3 B_i(\tau) X_i(t = 0) \right)$$

Given that the auxiliary functions A and B and the state variables  $X_i(t=0)$  are fixed for all paths at time zero, the function  $l(t)$  can be found which recovers any given market curve. Since the values of the function  $l(t)$  can take negative values, this mechanism also allows for the model

to produce negative simulated yields while maintaining strictly positive state variables  $X_i(t)$ , which is a requirement under the CIR process due to the square root in the diffusion term.

Figure 3 shows a fit to an initial yield curve for United States Treasuries and demonstrates the extent to which the market yield curve is accurately fit. The model can also fit initial yield curves with significantly negative starting values, including when longer tenors are negative.

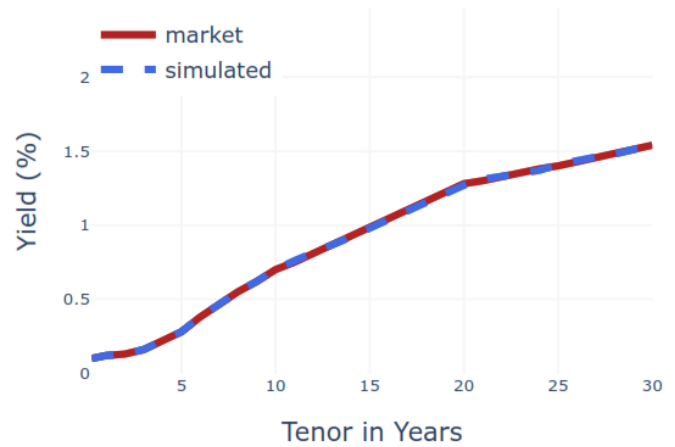


Figure 3-3-Factor model fit to initial yield curve for United States Treasuries. Prepared by Conning, Inc. Sources: ©2020 Bloomberg, L.P. and GEMS® Economic Scenario Generator scenarios.

### 3 Mean Reversion

The GEMS® three-factor model of interest rates is a mean-reverting model. The model has a well-defined mean reversion level for the state variables  $X_i(t)$  defined by the parameters  $\theta_i$  and  $\kappa_i$ , and the speed of mean reversion is controlled through the parameter  $\kappa_i$ .

More explicitly we can see that for a process with a drift term of the form:

$$dX_i(t) = (\theta_i - \kappa_i X_i(t))dt$$

such as the square root process used in the GEMS® three factor model, that the (mean) value of the process at time  $t=1$  will be given by:

$$\begin{aligned} X_i(t = 1) &= X_i(t = 0) + dX_i(t = 1) \\ &= X_i(t = 0) + (\theta_i - \kappa_i X_i(t = 0)) \\ &= (1 - \kappa_i)X_i(t = 0) + \theta_i \end{aligned}$$

Following the same logic the value of the process at  $t=2$  will be:

$$X_i(t = 2) = (1 - \kappa_i)^2 X_i(t = 0) + (1 - \kappa_i)\theta_i + \theta_i$$

and at  $t=3$

$$X_i(t = 3) = (1 - \kappa_i)^3 X_i(t = 0) + (1 - \kappa_i)^2 \theta_i + (1 - \kappa_i)\theta_i + \theta_i$$

And more generally:

$$X_i(t) = (1 - \kappa_i)^t X_i(t = 0) + \theta_i \sum_{j=0}^{t-1} (1 - \kappa_i)^j$$

And from this we can see that the mean reversion property of the process is such that the first summand converges to 0 and the second summand converges to  $\theta_i/\kappa_i$  as  $t \rightarrow \infty$ .

The mean reversion parameters of the model are usually either estimated from data or based on a set of calibration criteria for the long-term mean reversion level of interest rates.

## 4 Calibration Criteria

The calibration criteria for the models consist of a set of target values for the distributional properties of nominal interest rates at future time horizons. The precise methodology and final calibration targets are currently under discussion. More information will be added to this section when the details are known.

## 5 Summary

In this document, the technical specification and the properties of the interest rate model used for the production of the NAIC Basic Data Set has been described. The GEMS® three-factor model of interest rates described represents a highly parsimonious and highly tractable structure with which to generate stochastic term structures and bond returns. The model is efficient to estimate and produces output which is consistent with the dynamics observed in real market data. Prior to scenario production the model, is fit to the initial market yield curve. The statistical properties of the simulated model can also be customized to take account of specified or changing calibration criteria.

## 6 Additional Reading

Cox, J.C., J.E. Ingersoll and S.A. Ross (1985). *A Theory of the Term Structure of Interest Rates*. *Econometrica* 53: 385-407.

Brigo, Damiano and Fabio Mercurio (2001b). *A deterministic shift extension of analytically tractable and time-homogeneous short rate models*. *Finance & Stochastics* 5 (3): 369-388

## Disclosures/Confidentiality Notice

Conning ([www.conning.com](http://www.conning.com)) is a leading investment management firm with a long history of serving the insurance industry. Conning supports institutional investors, including pension plans, with investment solutions and asset management offerings, award-winning risk modeling software, and industry research. Founded in 1912, Conning has investment centers in Asia, Europe and North America.

© Conning, Inc. This document and the software described therein are copyrighted with all rights reserved by Conning, Inc. (“Conning”). This document is intended only to inform readers about general developments of interest and does not constitute investment advice. The information contained herein is not guaranteed to be complete or accurate and Conning cannot be held liable for any errors in or any reliance upon this information. Any opinions contained herein are subject to change at any time without notice.

This document contains information that is confidential or proprietary to Conning and is provided solely for the benefit of the Conning client authorized to download the document, including those affiliates permitted under the applicable Software License Agreement. The document may be used for the client's internal use and for independent reviews by the client's auditors and regulatory bodies (“Permitted Third Parties”). Conning must, however, be notified in advance of all Permitted Third Parties to which the client intends to distribute the document and the purpose for such distribution. By accepting this document you agree that: (1) if there is any pre-existing contract containing disclosure and use restrictions between you and/or your company and Conning you and your company will use this information in reliance on and subject to the terms of any such pre-existing contract, as permitted by this notice or as may be required by law; or (2) if there is no contractual relationship between you and/or your company and Conning, you and your company agree to protect this information and not to reproduce, disclose or use the information in any way, except as may be required by law or as permitted by this notice. Except as set forth in this notice, no part of this document may be distributed by any means or used for any purpose except with Conning’s prior written authorization. Any third parties that are given access to the document are subject to the same the terms of this notice. Any distribution of this document, in whole or in party, must always include this notice.

ADVISE®, FIRM®, and GEMS® are registered trademarks of Conning, Inc. Copyright Conning, Inc. All rights reserved. ADVISE®, FIRM®, and GEMS® are proprietary software published and owned by Conning, Inc.