

Long-Term Care Insurance
Experience Reports for 2022

The NAIC is the authoritative source for insurance industry information. Our expert solutions support the efforts of regulators, insurers and researchers by providing detailed and comprehensive insurance information. The NAIC offers a wide range of publications in the following categories:

Accounting & Reporting

Information about statutory accounting principles and the procedures necessary for filing financial annual statements and conducting risk-based capital calculations.

Consumer Information

Important answers to common questions about auto, home, health and life insurance — as well as buyer's guides on annuities, long-term care insurance and Medicare supplement plans.

Financial Regulation

Useful handbooks, compliance guides and reports on financial analysis, company licensing, state audit requirements and receiverships.

Legal

Comprehensive collection of NAIC model laws, regulations and guidelines; state laws on insurance topics; and other regulatory guidance on antifraud and consumer privacy.

Market Regulation

Regulatory and industry guidance on market-related issues, including antifraud, product filing requirements, producer licensing and market analysis.

NAIC Activities

NAIC member directories, in-depth reporting of state regulatory activities and official historical records of NAIC national meetings and other activities.

Special Studies

Studies, reports, handbooks and regulatory research conducted by NAIC members on a variety of insurance related topics.

Statistical Reports

Valuable and in-demand insurance industry-wide statistical data for various lines of business, including auto, home, health and life insurance.

Supplementary Products

Guidance manuals, handbooks, surveys and research on a wide variety of issues.

Capital Markets & Investment Analysis

Information regarding portfolio values and procedures for complying with NAIC reporting requirements.

White Papers

Relevant studies, guidance and NAIC policy positions on a variety of insurance topics.

For more information about NAIC publications, visit us at:

http://www.naic.org//prod_serv_home.htm

© 2023 National Association of Insurance Commissioners. All rights reserved.

ISBN: 978-1-64179-242-4

Printed in the United States of America

No part of this book may be reproduced, stored in a retrieval system, or transmitted in any form or by any means, electronic or mechanical, including photocopying, recording, or any storage or retrieval system, without written permission from the NAIC.

NAIC Executive Office
444 North Capitol Street, NW
Suite 700
Washington, DC 20001
202.471.3990

NAIC Central Office
1100 Walnut Street
Suite 1500
Kansas City, MO 64106
816.842.3600

NAIC Capital Markets
& Investment Analysis Office
One New York Plaza, Suite 4210
New York, NY 10004
212.398.9000

TABLE OF CONTENTS

2022 LONG-TERM CARE EXPERIENCE REPORT

Introduction.....	1
Qualifications.....	1
LONG-TERM CARE INSURANCE EXPERIENCE, FORM 1.....	3
Reporting Form 1 Introduction	4
Annual Statement Filing Form 1	5
Stand-Alone Long-Term Care Only, Aggregated Totals.....	6
Market Share – Top 100 Companies Countrywide Totals	
By Lives In-Force.....	7
By Actual Earned Premiums	11
LONG-TERM CARE INSURANCE EXPERIENCE, FORM 2.....	15
Reporting Form 2 Introduction	16
Annual Statement Filing Form 2.....	17
Insurance Experience by Company Name	18
LONG-TERM CARE INSURANCE EXPERIENCE, FORM 4.....	231
Reporting Form 4 Introduction	232
Annual Statement Filing Form 4	233
Direct Group Experience, Stand-Alone Only	234
LONG-TERM CARE INSURANCE EXPERIENCE, FORM 5.....	288
Reporting Form 5 Introduction	289
Annual Statement Filing Form 5	290
Table – Stand-Alone State and U.S. Territory Totals.....	291
Map – 2022 Form 5 Lives In-Force Stand-Alone Totals.....	292
Stand-Alone Market Share – Top 10 Companies by State and U.S. Territory	
By Actual Earned Premiums	293
Table – Extended Benefits State and U.S. Territory Totals	346
Map – 2022 Form 5 Lives In-Force Extended Benefits Totals	347
Extended Benefits Market Share – Top 10 Companies by State and U.S. Territory	
By Actual Earned Premiums	348
Table – Acceleration Only State and U.S. Territory Totals.....	401
Map – 2022 Form 5 Lives In-Force Acceleration Only Totals.....	402
Acceleration Only Market Share – Top 10 Companies by State and U.S. Territory	
By Actual Earned Premiums	403
Insurance Experience by Line of Business by State and U.S. Territory Totals.....	456
COMPANY INDEX.....	484

LONG-TERM CARE INSURANCE EXPERIENCE REPORTS FOR 2022

INTRODUCTION

The purpose of the Long-Term Care Insurance Experience Reporting Forms is to monitor and provide data specific to this coverage. Long-term care (LTC) expenses may be paid through life policies, annuity contracts and health contracts. When the long-term benefits portion of the contract is subject to rating rules based on the Long-Term Care Insurance Model Regulation (sections on required disclosure or rating practices to customers, loss ratio and premium rate increases), the adequacy of the pricing and reserve assumptions is critical to meeting the expectation of those sections.

For life or annuity products where no portion is subject to these rating rules, the products are not being included in the reporting in these forms. Companies may use an assumption that long-term care benefits that are “incidental” regardless of the date of issue, may be excluded. Incidental means that the value of long-term care benefits provided is less than ten percent (10%) of the total value of the benefits provided over the life of the policy (measured as of the date of issue).

In 2009, the NAIC replaced the prior forms (Forms A, B and C) with Forms 1, 2, 3, 4 and 5. Forms A, B, and C monitored compliance with lifetime loss ratio standards by comparing actual to anticipated loss percentages. A ratio of actual-to-expected loss percentages of 1.00 would be a rough indication that the experience is on track to produce the lifetime anticipated loss percentage.

Starting in 2020, Forms 1 through 5 incorporate considerable changes in structure and purpose. As such, great care should be taken when comparing results from this report with results from prior published reports.

Form 1 gives an overview of the stand-alone LTC business and claims experience for both individual and group policies. Form 2 focuses on the experience of individual policies broken down into three Primary Issue Periods: Prior to 2003, 2003-2010, and 2011 and later. Form 4 focuses on the experience of group business. Form 5 provides a location to report data at the state level and additionally asks for data related to hybrid life or annuity products with LTC extended and/or accelerated benefits.

Form 3 data is not included in this report; however, this data is available for purchase. To purchase this data, please contact ldp@naic.org or 816-783-8300.

Qualifications

Long-Term Care Insurance Experience Reporting Forms were incorporated for the 2009 financial filing year, and insurers were asked to complete both the original and current forms. The 2010 Long-Term Care Insurance Experience Report was the first to be based on Forms 1, 2, 3, 4 and 5. Long-Term Care Insurance Experience Reports from years prior to 2010 are based on Forms A, B and C.

The accuracy of the reports depends on the accuracy of the information contained in the exhibits filed by the insurers. Even though the data elements used to prepare the reports are extracted from exhibits filed with the NAIC, the NAIC cannot guarantee their accuracy.

While the NAIC exercises a great deal of care in capturing data from these exhibits and producing these reports, as with any statistical project of a significant magnitude, errors can occur. Consequently, the NAIC makes no representations or warranties with respect to the accuracy of the data and statistics in these reports, and it recommends that extreme caution be used in the analysis of these data.

Please send any questions regarding this report to researchrequest@naic.org. Links to this report and other NAIC reports can be found on the NAIC website at: [NAIC Publications](#).

**LONG-TERM CARE INSURANCE EXPERIENCE
FORM 1**

Reporting Form 1 Nationwide-Level Reporting

Form 1 is intended to track actual premium, claims, persistency, and reserves on a nationwide basis. Yearly and cumulative comparisons for direct, assumed, and ceded business are exhibited.

The current row refers to the current calendar year of reporting. The total inception-to-date would include aggregate experience data since the issuance of policies. Assumed/ceded rows do not include yearly renewable term (YRT) reinsurance transactions. For columns that are reported as "Number of" (count) rather than an amount, assumed/ceded business is only recorded if business is 100% coinsured.

The Long-Term Care Reporting forms should be filed whenever long-term care insurance (LTCI) has been sold, regardless of which annual statement has been filed. The three annual statement types are: 1) life, accident, and health; 2) property/casualty (P/C); and 3) health.

Beginning in 2019, life and fraternal companies began using the same quarterly and annual reporting forms. Additional rows and columns were added to the life financial statements to accommodate reporting of fraternal organizations, and the fraternal quarterly and annual reporting forms were retired.

For the 2022 reporting year, a total of 174 companies filed Form 1:

136	Life, Accident, and Health
11	P/C
27	Health

(Narrative taken from Explanatory Notes for the Long-Term Care Insurance Experience Reporting Forms supplemental instructions for the Annual Statement Reporting Forms. Refer to the appropriate Annual Statement Instructions for complete instructions and narrative. Company counts are derived from Annual Statement Reports filed with the NAIC for the 2022 reporting year.)

LONG-TERM CARE EXPERIENCE REPORTING FORM 1
STAND-ALONE LTC ONLY (\$000 OMITTED)
 REPORTING YEAR 20__
 (To Be Filed By April 1)

NAIC Group Code _____

NAIC Company Code _____

	1	2	3	4	5	6	7	8	9	10	11
	Earned Premiums	Incurred Claims ^(a)	Number of Claims Opened	Number of Claims Closed	Number of Claims Remaining Open	Number of Terminations	Number of Policies In Force Year-End	Number of Lives In Force Year-End	Active Life Reserves	Claim Reserves	Other Reserves
Individual											
Direct											
1. Current											
2. Total Inception-to-Date					XXX	XXX	XXX	XXX	XXX	XXX	XXX
Assumed											
3. Current											
Ceded											
4. Current											
Net (Direct+Assumed-Ceded)											
5. Current											
Group											
Direct											
6. Current											
7. Total Inception-to-Date					XXX	XXX	XXX	XXX	XXX	XXX	XXX
Assumed											
8. Current											
Ceded											
9. Current											
Net (Direct+Assumed-Ceded)											
10. Current											

(a) Indicate whether policies on claims that have triggered waiver of premium are considered paid-up or paid by waiver.

Paid by Waiver
 Paid Up

LONG-TERM CARE EXPERIENCE REPORTING FORM 1
STAND-ALONE LTC ONLY (\$000 OMITTED)
REPORTING YEAR 2022

	Earned Premiums	Incurred Claims	Number of Claims Opened	Number of Claims Closed	Number of Claims Remaining Open	Number of Terminations	Number of Policies In Force Year-End	Number of Lives In Force Year-End	Active Life Reserves	Claim Reserves	Other Reserves
Individual											
Direct											
1. Current	68,359,311	61,429,395	76,953	72,919	179,076	186,835	3,969,970	4,164,103	1,056,710,301	142,084,613	17,363,588
2. Total Inception-to-Date	304,876,311	474,301,051	1,371,397	1,193,020	0	0	0	0	0	0	0
Assumed											
3. Current	8,347,765	2,496,776	20,290	18,695	35,029	57,686	1,770,134	1,857,690	24,517,101	6,224,641	1,314,177
Ceded											
4. Current	33,281,006	28,169,128	29,816	28,133	56,438	73,866	2,016,976	2,145,602	234,570,486	40,811,734	8,384,513
Net (Direct + Assumed - Ceded)											
5. Current	43,426,069	35,757,045	67,427	63,481	157,667	170,655	3,723,128	3,876,191	846,656,915	107,497,519	10,293,251
Group											
Direct											
1. Current	2,023,529	1,549,574	13,973	12,402	32,746	92,380	1,906,830	2,001,165	34,496,176	6,183,100	877,538
2. Total Inception-to-Date	41,472,982	21,884,548	252,163	219,403	0	0	0	0	0	0	0
Assumed											
3. Current	47,991	64,635	364	247	1,156	1,008	33,194	34,079	1,011,046	206,137	33,474
Ceded											
4. Current	638,594	254,488	1,757	1,410	4,374	58,883	725,600	810,495	14,334,213	2,402,385	66,836
Net (Direct + Assumed - Ceded)											
5. Current	1,432,924	1,359,721	12,580	11,239	29,528	34,505	1,214,424	1,224,749	21,173,008	3,986,851	844,177

2022 LONG-TERM CARE INSURANCE EXPERIENCE REPORTING FORM 1
MARKET SHARE - TOP ONE HUNDRED COMPANIES
 By Lives in Force

Company Code	Group Code	Company Name	State of Domicile	Lives In force Year end NBR	Earned Premiums	Incurred Claims	Direct Loss Ratio	Market Share Percentage	Cummulative Market Share
70025	4011	Genworth Life Ins Co	DE	1,028,017	2,324,554	3,196,629	137.52	20.15	20.15
65838	904	John Hancock Life Ins Co USA	MI	764,771	1,059,897	1,279,130	120.68	14.99	35.15
65978	241	Metropolitan Life Ins Co	NY	421,314	733,645	906,559	123.57	8.26	43.41
20443	218	Continental Cas Co	IL	383,888	472,622	851,561	180.18	7.53	50.93
67091	860	Northwestern Mut Life Ins Co	WI	270,736	845,843	204,099	24.13	5.31	56.24
86231	468	Transamerica Life Ins Co	IA	270,689	463,689	645,639	139.24	5.31	61.55
71412	261	Mutual Of Omaha Ins Co	NE	212,213	393,793	158,200	40.17	4.16	65.71
68241	304	Prudential Ins Co Of Amer	NJ	202,284	441,765	377,776	85.52	3.97	69.67
66915	826	New York Life Ins Co	NY	164,302	350,396	199,166	56.84	3.22	72.89
61263	233	Bankers Life & Cas Co	IL	128,466	175,290	161,204	91.96	2.52	75.41
56014		Thrivent Financial For Lutherans	WI	113,317	210,602	400,511	190.17	2.22	77.63
25178	176	State Farm Mut Auto Ins Co	IL	109,936	203,328	175,428	86.28	2.16	79.79
65005	4	RiverSource Life Ins Co	MN	81,425	93,805	212,829	226.88	1.60	81.38
72990	4011	Genworth Life Ins Co of NY	NY	74,298	212,212	328,634	154.86	1.46	82.84
93610	904	John Hancock Life & Hlth Ins Co	MA	73,152	132,669	219,712	165.61	1.43	84.27
90611	761	Allianz Life Ins Co Of N Amer	MN	71,203	95,807	227,019	236.95	1.40	85.67
71404		Continental Gen Ins Co	TX	62,433	106,641	283,400	265.75	1.22	86.89
77720	572	LifeSecure Ins Co	MI	59,546	91,002	25,704	28.25	1.17	88.06
69515	1186	Medamerica Ins Co	PA	55,743	85,125	91,124	107.05	1.09	89.15
58033		Knights Of Columbus	CT	52,141	76,937	53,777	69.90	1.02	90.18
65595	4925	Lincoln Benefit Life Co	NE	45,592	56,551	169,738	300.15	0.89	91.07
65935	435	Massachusetts Mut Life Ins Co	MA	41,250	133,649	19,854	14.86	0.81	91.88
60054	1	Aetna Life Ins Co	CT	38,879	39,656	75,339	189.98	0.76	92.64
64297	565	First Unum Life Ins Co	NY	37,577	78,462	188,761	240.58	0.74	93.38
62626	306	CMFG Life Ins Co	IA	25,829	32,780,803	24,937,320	76.07	0.51	93.88
71471		Ability Ins Co	NE	20,713	52,998	99,309	187.38	0.41	94.29
62553	50	Country Life Ins Co	IL	20,044	23,808	88,174	370.35	0.39	94.68
80578	367	Physicians Mut Ins Co	NE	19,754	41,876	59,894	143.03	0.39	95.07

CAUTION: The information contained on this page is unaudited and not a complete analysis nor is it an expression of opinion on any insurer.
 This page may contain inadvertent errors.

2022 LONG-TERM CARE INSURANCE EXPERIENCE REPORTING FORM 1
MARKET SHARE - TOP ONE HUNDRED COMPANIES
 By Lives in Force

Company Code	Group Code	Company Name	State of Domicile	Lives In force Year end NBR	Earned Premiums	Incurred Claims	Direct Loss Ratio	Market Share Percentage	Cummulative Market Share
68195	565	Provident Life & Accident Ins Co	TN	19,669	32,647	38,239	117.13	0.39	95.46
83437	1186	MedAmerica Ins Co of NY	NY	19,036	42,208	58,558	138.74	0.37	95.83
60380	370	American Family Life Assur Co of Col	NE	18,729	16,649	41,130	247.04	0.37	96.20
71714	429	Berkshire Life Ins Co of Amer	MA	15,652	2,729	1,302	47.71	0.31	96.50
62952	4888	SILAC Ins Co	UT	15,604	36,263	63,430	174.92	0.31	96.81
64211	687	Guarantee Trust Life Ins Co	IL	14,755	31,212	21,523	68.96	0.29	97.10
68896		Southern Farm Bureau Life Ins Co	MS	12,400	4,237	8,393	198.09	0.24	97.34
60410	330	American Fidelity Assur Co	OK	12,381	19,145	14,509	75.78	0.24	97.58
72273	4939	Wea Ins Corp	WI	12,341	1,146	8,861	773.21	0.24	97.83
80802	549	US Br Sun Life Assur Co of Canada	MI	9,450	1,445	5,499	380.55	0.19	98.01
61190	280	Auto Owners Life Ins Co	MI	5,778	12,067	4,888	40.51	0.11	98.13
68560	233	Bankers Conseco Life Ins Co	NY	5,271	7,974	18,768	235.36	0.10	98.23
69345	1216	Teachers Ins & Ann Assoc Of Amer	NY	4,862	11,170	32,609	291.93	0.10	98.32
70319	233	Washington Natl Ins Co	IN	4,299	6,673	13,868	207.82	0.08	98.41
68462	730	Reserve Natl Ins Co	IL	4,284	269,762	23,638	8.76	0.08	98.49
81531	570	UTIC Ins Co	AL	4,234	4,244	2,411	56.81	0.08	98.58
80594	4	Riversource Life Ins Co Of NY	NY	4,212	4,529	12,031	265.64	0.08	98.66
60488	12	American Gen Life Ins Co	TX	4,138	20,910	56,611	270.74	0.08	98.74
93734	4736	Nassau Life & Ann Co	CT	3,540	4,069	19,271	473.61	0.07	98.81
70688	468	Transamerica Financial Life Ins Co	NY	3,490	10,213	2,161	21.16	0.07	98.88
81477	19	Union Security Life Ins Co of NY	NY	3,335	6,942	37,321	537.61	0.07	98.94
35963	1289	AF&L Ins Co	PA	3,243	8,524	1,264	14.83	0.06	99.01
11860	4902	Copic Ins Co	CO	3,128	0	0	0.00	0.06	99.07
47570	962	Premera Blue Cross	WA	2,649	4,893	6,674	136.40	0.05	99.12
42129		United Security Assur Co Of PA	PA	2,606	6,254	1,110	17.75	0.05	99.17
55026	461	BCBSM Inc	MN	2,560	5,524	6,642	120.24	0.05	99.22
60142	1216	TIAA Cref Life Ins Co	NY	2,519	6,703	11,307	168.69	0.05	99.27
92916	290	United Amer Ins Co	NE	2,432	2,892	6,195	214.21	0.05	99.32

CAUTION: The information contained on this page is unaudited and not a complete analysis nor is it an expression of opinion on any insurer.
 This page may contain inadvertent errors.

2022 LONG-TERM CARE INSURANCE EXPERIENCE REPORTING FORM 1
MARKET SHARE - TOP ONE HUNDRED COMPANIES
 By Lives in Force

Company Code	Group Code	Company Name	State of Domicile	Lives In force Year end NBR	Earned Premiums	Incurred Claims	Direct Loss Ratio	Market Share Percentage	Cummulative Market Share
19275	473	American Family Mut Ins Co SI	WI	2,323	5,229	7,253	138.71	0.05	99.36
71439	4862	Assurity Life Ins Co	NE	1,980	3,530	237	6.71	0.04	99.40
12967	1186	MedAmerica Ins Co of FL	FL	1,892	3,972	2,420	60.93	0.04	99.44
70729	430	BCBS Of KS Inc	KS	1,702	1,400	2,821	201.50	0.03	99.47
54771	812	Highmark Inc	PA	1,656	2,233	1,040	46.57	0.03	99.50
77780	4858	BCBS Of NE	NE	1,645	1,517	2,780	183.26	0.03	99.54
68284	4736	Nassau Life Ins Co of KS	KS	1,527	1,914	10,746	561.44	0.03	99.57
63312	435	MassMutual Ascend Life Ins Co	OH	1,331	3,240	2,676	82.59	0.03	99.59
87726	4932	Brighthouse Life Ins Co	DE	1,271	512	1,802	351.95	0.02	99.62
98167	536	BCBS Of FL	FL	1,204	1,103	3,042	275.79	0.02	99.64
24988	169	Sentry Ins Co	WI	1,148	1,172	5,677	484.39	0.02	99.66
62825	671	Anthem Blue Cross Life & Hlth Ins Co	CA	1,096	571	1,347	235.90	0.02	99.69
60836	3527	American Republic Ins Co	IA	1,028	225	1,903	845.78	0.02	99.71
55891		BCBS of ND	ND	1,021	(287)	2,329	-811.50	0.02	99.73
54704	936	Independence Hospital Ind Plan Inc	PA	1,018	1,576	4,671	296.38	0.02	99.75
70670	917	Health Care Serv Corp A Mut Legal Re	IL	994	242	2,725	1,126.03	0.02	99.76
76236	244	The Cincinnati Life Ins Co	OH	993	271	691	254.98	0.02	99.78
60186	5014	Everlake Life Ins Co	IL	922	749	4,217	563.02	0.02	99.80
64190	761	Allianz Life Ins Co Of NY	NY	910	2,615	5,273	201.64	0.02	99.82
65676	20	Lincoln Natl Life Ins Co	IN	891	0	0	0.00	0.02	99.84
80624	1295	American Progressive L&H Ins Of NY	NY	789	43	4,322	10051.16	0.02	99.85
65498	826	Life Ins Co Of N Amer	PA	739	(282)	746	-264.54	0.01	99.87
57487		Catholic Order Of Foresters	IL	730	1,592	1,802	113.19	0.01	99.88
60243	810	American Independent Ntwrk Ins Co NY	NY	672	1,457	3,141	215.58	0.01	99.90
86355	408	Standard Life & Accident Ins Co	TX	546	201	1,322	657.71	0.01	99.91
65781	300	Madison Natl Life Ins Co Inc	WI	503	483	179	37.06	0.01	99.92
54631	758	BCBS of NC Inc	NC	467	892	1,766	197.98	0.01	99.92
38520	661	BCBS Of SC Inc	SC	421	107	330	308.41	0.01	99.93

CAUTION: The information contained on this page is unaudited and not a complete analysis nor is it an expression of opinion on any insurer.
 This page may contain inadvertent errors.

2022 LONG-TERM CARE INSURANCE EXPERIENCE REPORTING FORM 1
MARKET SHARE - TOP ONE HUNDRED COMPANIES
 By Lives in Force

Company Code	Group Code	Company Name	State of Domicile	Lives In force Year end NBR	Earned Premiums	Incurred Claims	Direct Loss Ratio	Market Share Percentage	Cummulative Market Share
54933	1207	Regence BCBS of OR	OR	396	441	388	87.98	0.01	99.94
81200	438	Louisiana Hlth Serv & Ind Co	LA	355	37	153	413.51	0.01	99.95
70106	12	United States Life Ins Co in the Cit	NY	291	939	4,555	485.09	0.01	99.95
63932	4734	Athene Life Ins Co of NY	NY	263	97	735	757.73	0.01	99.96
60250	4719	AmFirst Ins Co	OK	191	612	1,260	205.88	0.00	99.96
65242	836	Lafayette Life Ins Co	OH	188	169	132	78.11	0.00	99.97
93440	812	HM Life Ins Co	PA	164	41	346	843.90	0.00	99.97
60526	370	American Family Life Assur Co of NY	NY	125	143	127	88.81	0.00	99.97
53287	812	Highmark BCBSD Inc	DE	122	111	174	156.76	0.00	99.97
68209	565	Provident Life & Cas Ins Co	TN	117	155	417	269.03	0.00	99.98
69744	781	Union Labor Life Ins Co	MD	107	136	425	312.50	0.00	99.98
60131	1207	Regence Blueshield Of ID Inc	ID	88	71	213	300.00	0.00	99.98
61859	574	Christian Fidelity Life Ins Co	TX	84	288	431	149.65	0.00	99.98
60534	8	American Heritage Life Ins Co	FL	82	92	1,524	1,656.52	0.00	99.98
61212		Baltimore Life Ins Co	MD	70	53	291	549.06	0.00	99.98
61883	1117	ManhattanLife Ins & Ann Co	TX	63	79	265	335.44	0.00	99.99

CAUTION: The information contained on this page is unaudited and not a complete analysis nor is it an expression of opinion on any insurer. This page may contain inadvertent errors.

2022 LONG-TERM CARE INSURANCE EXPERIENCE REPORTING FORM 1
MARKET SHARE - TOP ONE HUNDRED COMPANIES
 By Actual Earned Premiums

Company Code	Group Code	Company Name	State of Domicile	Lives in Force Year end NBR	Earned Premiums	Incurred Claims	Direct Loss Ratio	Claims Opened NBR	Claims Closed NBR	Claims Remaining Open NBR	Market Share Percentage	Cummulative Market Share
62626	306	CMFG Life Ins Co	IA	25,829	32,780,803	24,937,320	76.07	266	222	624	73.08	73.08
69930	215	United Ins Co Of Amer	IL	0	3,062,913	283,192	9.25	4,185	2,257	556	6.83	79.90
70025	4011	Genworth Life Ins Co	DE	1,028,017	2,324,554	3,196,629	137.52	16,422	17,077	38,774	5.18	85.08
65838	904	John Hancock Life Ins Co USA	MI	764,771	1,059,897	1,279,130	120.68	12,025	10,511	32,190	2.36	87.45
67091	860	Northwestern Mut Life Ins Co	WI	270,736	845,843	204,099	24.13	830	610	2,656	1.89	89.33
65978	241	Metropolitan Life Ins Co	NY	421,314	733,645	906,559	123.57	7,055	6,450	15,023	1.64	90.97
89004	4639	RGA Life & Ann Ins Co	MO	0	648,061	139,648	21.55	0	0	0	1.44	92.41
20443	218	Continental Cas Co	IL	383,888	472,622	851,561	180.18	6,944	7,022	16,453	1.05	93.47
86231	468	Transamerica Life Ins Co	IA	270,689	463,689	645,639	139.24	4,727	4,171	11,525	1.03	94.50
68241	304	Prudential Ins Co Of Amer	NJ	202,284	441,765	377,776	85.52	1,824	1,399	4,038	0.98	95.49
71412	261	Mutual Of Omaha Ins Co	NE	212,213	393,793	158,200	40.17	1,585	1,719	4,681	0.88	96.36
66915	826	New York Life Ins Co	NY	164,302	350,396	199,166	56.84	1,351	1,312	2,713	0.78	97.14
68462	730	Reserve Natl Ins Co	IL	4,284	269,762	23,638	8.76	380	205	50	0.60	97.75
72990	4011	Genworth Life Ins Co of NY	NY	74,298	212,212	328,634	154.86	1,256	1,263	3,209	0.47	98.22
56014		Thrivent Financial For Lutherans	WI	113,317	210,602	400,511	190.17	1,638	1,510	6,293	0.47	98.69
25178	176	State Farm Mut Auto Ins Co	IL	109,936	203,328	175,428	86.28	1,341	1,205	3,392	0.45	99.14
61263	233	Bankers Life & Cas Co	IL	128,466	175,290	161,204	91.96	1,921	2,110	4,809	0.39	99.53
65935	435	Massachusetts Mut Life Ins Co	MA	41,250	133,649	19,854	14.86	35	45	156	0.30	99.83
93610	904	John Hancock Life & Hlth Ins Co	MA	73,152	132,669	219,712	165.61	1,224	1,010	3,781	0.30	100.00
71404		Continental Gen Ins Co	TX	62,433	106,641	283,400	265.75	1,619	1,328	3,860	0.24	100.00
90611	761	Allianz Life Ins Co Of N Amer	MN	71,203	95,807	227,019	236.95	692	807	2,294	0.21	100.00
65005	4	RiverSource Life Ins Co	MN	81,425	93,805	212,829	226.88	2,394	2,407	5,643	0.21	100.00
77720	572	LifeSecure Ins Co	MI	59,546	91,002	25,704	28.25	163	115	373	0.20	100.00
69515	1186	Medamerica Ins Co	PA	55,743	85,125	91,124	107.05	880	655	1,927	0.19	100.00
64297	565	First Unum Life Ins Co	NY	37,577	78,462	188,761	240.58	414	332	1,172	0.17	100.00
58033		Knights Of Columbus	CT	52,141	76,937	53,777	69.90	346	258	753	0.17	100.00
65595	4925	Lincoln Benefit Life Co	NE	45,592	56,551	169,738	300.15	661	513	1,597	0.13	100.00
66133	4213	Wilton Reassur Co	MN	0	55,807	143,680	257.46	0	0	0	0.12	100.00

CAUTION: The information contained on this page is unaudited and not a complete analysis nor is it an expression of opinion on any insurer.
 This page may contain inadvertent errors.

2022 LONG-TERM CARE INSURANCE EXPERIENCE REPORTING FORM 1
MARKET SHARE - TOP ONE HUNDRED COMPANIES
 By Actual Earned Premiums

Company Code	Group Code	Company Name	State of Domicile	Lives in Force Year end NBR	Earned Premiums	Incurred Claims	Direct Loss Ratio	Claims Opened NBR	Claims Closed NBR	Claims Remaining Open NBR	Market Share Percentage	Cummulative Market Share
71471		Ability Ins Co	NE	20,713	52,998	99,309	187.38	923	967	2,000	0.12	100.00
83437	1186	MedAmerica Ins Co of NY	NY	19,036	42,208	58,558	138.74	388	340	857	0.09	100.00
80578	367	Physicians Mut Ins Co	NE	19,754	41,876	59,894	143.03	750	827	1,651	0.09	100.00
60054	1	Aetna Life Ins Co	CT	38,879	39,656	75,339	189.98	713	664	1,932	0.09	100.00
62952	4888	SILAC Ins Co	UT	15,604	36,263	63,430	174.92	285	897	1,182	0.08	100.00
68195	565	Provident Life & Accident Ins Co	TN	19,669	32,647	38,239	117.13	152	105	434	0.07	100.00
65080	5026	John Alden Life Ins Co	AZ	0	31,608	6,286	19.89	0	0	0	0.07	100.00
64211	687	Guarantee Trust Life Ins Co	IL	14,755	31,212	21,523	68.96	171	177	320	0.07	100.00
62553	50	Country Life Ins Co	IL	20,044	23,808	88,174	370.35	377	308	738	0.05	100.00
60488	12	American Gen Life Ins Co	TX	4,138	20,910	56,611	270.74	180	220	700	0.05	100.00
60410	330	American Fidelity Assur Co	OK	12,381	19,145	14,509	75.78	193	210	332	0.04	100.00
60380	370	American Family Life Assur Co of Col	NE	18,729	16,649	41,130	247.04	392	97	295	0.04	100.00
61190	280	Auto Owners Life Ins Co	MI	5,778	12,067	4,888	40.51	49	25	84	0.03	100.00
69345	1216	Teachers Ins & Ann Assoc Of Amer	NY	4,862	11,170	32,609	291.93	192	190	571	0.02	100.00
78743	520	New Era Life Ins Co	TX	0	10,781	323,033	2,996.32	3	0	0	0.02	100.00
70688	468	Transamerica Financial Life Ins Co	NY	3,490	10,213	2,161	21.16	11	7	20	0.02	100.00
35963	1289	AF&L Ins Co	PA	3,243	8,524	1,264	14.83	234	211	569	0.02	100.00
66583	1211	National Guardian Life Ins Co	WI	0	8,415	22	0.26	0	0	0	0.02	100.00
68560	233	Bankers Conseco Life Ins Co	NY	5,271	7,974	18,768	235.36	94	98	394	0.02	100.00
81477	19	Union Security Life Ins Co of NY	NY	3,335	6,942	37,321	537.61	108	92	301	0.02	100.00
60142	1216	TIAA Cref Life Ins Co	NY	2,519	6,703	11,307	168.69	74	56	193	0.01	100.00
70319	233	Washington Natl Ins Co	IN	4,299	6,673	13,868	207.82	215	264	548	0.01	100.00
62944	4965	Equitable Financial Life Ins Co	NY	0	6,286	9,673	153.88	0	0	0	0.01	100.00
42129		United Security Assur Co Of PA	PA	2,606	6,254	1,110	17.75	12	8	12	0.01	100.00
55026	461	BCBSM Inc	MN	2,560	5,524	6,642	120.24	54	55	89	0.01	100.00
19275	473	American Family Mut Ins Co SI	WI	2,323	5,229	7,253	138.71	32	24	100	0.01	100.00
47570	962	Premera Blue Cross	WA	2,649	4,893	6,674	136.40	41	3	144	0.01	100.00
80594	4	Riversource Life Ins Co Of NY	NY	4,212	4,529	12,031	265.64	100	105	257	0.01	100.00

CAUTION: The information contained on this page is unaudited and not a complete analysis nor is it an expression of opinion on any insurer.
 This page may contain inadvertent errors.

2022 LONG-TERM CARE INSURANCE EXPERIENCE REPORTING FORM 1
MARKET SHARE - TOP ONE HUNDRED COMPANIES
 By Actual Earned Premiums

Company Code	Group Code	Company Name	State of Domicile	Lives in Force Year end NBR	Earned Premiums	Incurred Claims	Direct Loss Ratio	Claims Opened NBR	Claims Closed NBR	Claims Remaining Open NBR	Market Share Percentage	Cummulative Market Share
81531	570	UTIC Ins Co	AL	4,234	4,244	2,411	56.81	21	19	48	0.01	100.00
68896		Southern Farm Bureau Life Ins Co	MS	12,400	4,237	8,393	198.09	256	289	863	0.01	100.00
93734	4736	Nassau Life & Ann Co	CT	3,540	4,069	19,271	473.61	206	236	365	0.01	100.00
12967	1186	MedAmerica Ins Co of FL	FL	1,892	3,972	2,420	60.93	32	25	43	0.01	100.00
71439	4862	Assurity Life Ins Co	NE	1,980	3,530	237	6.71	4	6	10	0.01	100.00
63312	435	MassMutual Ascend Life Ins Co	OH	1,331	3,240	2,676	82.59	20	36	70	0.01	100.00
92916	290	United Amer Ins Co	NE	2,432	2,892	6,195	214.21	119	122	178	0.01	100.00
71714	429	Berkshire Life Ins Co of Amer	MA	15,652	2,729	1,302	47.71	53	24	111	0.01	100.00
64190	761	Allianz Life Ins Co Of NY	NY	910	2,615	5,273	201.64	14	8	33	0.01	100.00
54771	812	Highmark Inc	PA	1,656	2,233	1,040	46.57	19	22	40	0.00	100.00
68284	4736	Nassau Life Ins Co of KS	KS	1,527	1,914	10,746	561.44	110	97	208	0.00	100.00
57487		Catholic Order Of Foresters	IL	730	1,592	1,802	113.19	10	10	27	0.00	100.00
54704	936	Independence Hospital Ind Plan Inc	PA	1,018	1,576	4,671	296.38	39	62	71	0.00	100.00
77780	4858	BCBS Of NE	NE	1,645	1,517	2,780	183.26	65	53	157	0.00	100.00
57320		Woodmen World Life Ins Soc	NE	0	1,475	1,250	84.75	0	0	0	0.00	100.00
60243	810	American Independent Ntwrk Ins Co NY	NY	672	1,457	3,141	215.58	22	42	74	0.00	100.00
80802	549	US Br Sun Life Assur Co of Canada	MI	9,450	1,445	5,499	380.55	263	344	713	0.00	100.00
70729	430	BCBS Of KS Inc	KS	1,702	1,400	2,821	201.50	76	68	121	0.00	100.00
24988	169	Sentry Ins Co	WI	1,148	1,172	5,677	484.39	31	38	83	0.00	100.00
72273	4939	Wea Ins Corp	WI	12,341	1,146	8,861	773.21	37	30	74	0.00	100.00
67784	520	Philadelphia Amer Life Ins Co	TX	0	1,144	(935)	-81.73	1	1	0	0.00	100.00
98167	536	BCBS Of FL	FL	1,204	1,103	3,042	275.79	48	60	135	0.00	100.00
70106	12	United States Life Ins Co in the Cit	NY	291	939	4,555	485.09	19	11	53	0.00	100.00
54631	758	BCBS of NC Inc	NC	467	892	1,766	197.98	22	17	31	0.00	100.00
60186	5014	Everlake Life Ins Co	IL	922	749	4,217	563.02	62	60	81	0.00	100.00
60250	4719	AmFirst Ins Co	OK	191	612	1,260	205.88	8	9	39	0.00	100.00
62825	671	Anthem Blue Cross Life & Hlth Ins Co	CA	1,096	571	1,347	235.90	46	52	144	0.00	100.00
87726	4932	Brighthouse Life Ins Co	DE	1,271	512	1,802	351.95	25	20	59	0.00	100.00

CAUTION: The information contained on this page is unaudited and not a complete analysis nor is it an expression of opinion on any insurer.
 This page may contain inadvertent errors.

2022 LONG-TERM CARE INSURANCE EXPERIENCE REPORTING FORM 1
MARKET SHARE - TOP ONE HUNDRED COMPANIES
 By Actual Earned Premiums

Company Code	Group Code	Company Name	State of Domicile	Lives in Force Year end NBR	Earned Premiums	Incurred Claims	Direct Loss Ratio	Claims Opened NBR	Claims Closed NBR	Claims Remaining Open NBR	Market Share Percentage	Cummulative Market Share
65781	300	Madison Natl Life Ins Co Inc	WI	503	483	179	37.06	2	4	3	0.00	100.00
54933	1207	Regence BCBS of OR	OR	396	441	388	87.98	7	10	12	0.00	100.00
61859	574	Christian Fidelity Life Ins Co	TX	84	288	431	149.65	9	10	22	0.00	100.00
76236	244	The Cincinnati Life Ins Co	OH	993	271	691	254.98	22	22	76	0.00	100.00
70670	917	Health Care Serv Corp A Mut Legal Re	IL	994	242	2,725	1,126.03	55	62	138	0.00	100.00
60836	3527	American Republic Ins Co	IA	1,028	225	1,903	845.78	70	94	193	0.00	100.00
86355	408	Standard Life & Accident Ins Co	TX	546	201	1,322	657.71	27	9	118	0.00	100.00
65242	836	Lafayette Life Ins Co	OH	188	169	132	78.11	3	2	5	0.00	100.00
68209	565	Provident Life & Cas Ins Co	TN	117	155	417	269.03	3	6	8	0.00	100.00
60526	370	American Family Life Assur Co of NY	NY	125	143	127	88.81	2	0	2	0.00	100.00
69744	781	Union Labor Life Ins Co	MD	107	136	425	312.50	5	3	6	0.00	100.00
10386	473	American Family Ins Co	WI	59	119	61	51.26	0	0	3	0.00	100.00
53287	812	Highmark BCBSD Inc	DE	122	111	174	156.76	9	7	16	0.00	100.00
38520	661	BCBS Of SC Inc	SC	421	107	330	308.41	8	6	14	0.00	100.00
63932	4734	Athene Life Ins Co of NY	NY	263	97	735	757.73	11	8	19	0.00	100.00
60534	8	American Heritage Life Ins Co	FL	82	92	1,524	1,656.52	1	0	7	0.00	100.00

CAUTION: The information contained on this page is unaudited and not a complete analysis nor is it an expression of opinion on any insurer.
 This page may contain inadvertent errors.

**LONG-TERM CARE INSURANCE EXPERIENCE
FORM 2**

Reporting Form 2 Nationwide-Level Reporting

The purpose of Form 2 is to provide data on direct individual long-term care (LTC) experience. Data are to be reported by base policy form. Rider forms will be reported with the base forms to which they are attached. Only summary data by reporting year is illustrated.

Experience data for each policy should be included in one of the three primary issue year periods shown on the experience form. It would be permissible for a company to include 100% of a policy form's experience in just one of the three primary issue year periods (using the issue year period where the majority of the policies were originally issued). It would also be permissible for a company to split a policy form's experience by issue year into multiple primary issue year periods shown in the form based upon policy issue year.

The current row refers to the current calendar year of reporting. The total inception-to-date would include aggregate experience data since the issuance of policies. Comprehensive policies provide a combination of institutional or facility and non-institutional coverage. This includes institutional-only policies with non-institutional riders.

The Long-Term Care Reporting forms should be filed whenever long-term care insurance (LTCI) has been sold, regardless of which annual statement has been filed. The three annual statement types are: 1) life, accident, and health; 2) property/casualty (P/C); and 3) health.

Beginning in 2019, life and fraternal companies began using the same quarterly and annual reporting forms. Additional rows and columns were added to the life financial statements to accommodate reporting of fraternal organizations, and the fraternal quarterly and annual reporting forms were retired.

For the 2022 reporting year, a total of 153 companies filed Form 2:

117	Life, Accident, and Health
9	P/C
27	Health

(Narrative taken from Explanatory Notes for the Long-Term Care Insurance Experience Reporting Forms supplemental instructions for the Annual Statement Reporting Forms. Refer to the appropriate Annual Statement Instructions for complete instructions and narrative. Company counts are derived from Annual Statement Reports filed with the NAIC for the 2022 reporting year.)

LONG-TERM CARE EXPERIENCE REPORTING FORM 2
DIRECT INDIVIDUAL EXPERIENCE STAND-ALONE ONLY (\$000 OMITTED) (a)
 REPORTING YEAR 20__
 (To Be Filed By April 1)

NAIC Group Code _____

NAIC Company Code _____

	1 Calendar Year of Peak Issues	2 Percent Male Lives Insured	3 Average Attained Age	4 Earned Premiums	5 Incurred Claims	6 Number of Lives In Force Year End	7 Number of Terminations	8 Number of New Lives Insured
Primarily 2004 and Prior Issue Years								
1. Current (Comprehensive).....
2. Total Inception-to-Date (Comprehensive).....	XXX	XXX	XXX
3. Current (Institutional Only).....
4. Total Inception-to-Date (Institutional Only).....	XXX	XXX	XXX
5. Current (Non-Institutional Only).....
6. Total Inception-to-Date (Non-Institutional Only).....	XXX	XXX	XXX
7. Current (Grand Total).....
8. Total Inception-to-Date (Grand Total)	XXX	XXX	XXX
Primarily 2005 to 2012 Issue Years								
9. Current (Comprehensive).....
10. Total Inception-to-Date (Comprehensive).....	XXX	XXX	XXX
11. Current (Institutional Only).....
12. Total Inception-to-Date (Institutional Only).....	XXX	XXX	XXX
13. Current (Non-Institutional Only).....
14. Total Inception-to-Date (Non-Institutional Only).....	XXX	XXX	XXX
15. Current (Grand Total).....
16. Total Inception-to-Date (Grand Total)	XXX	XXX	XXX
Primarily 2013 and Later Issue Years								
17. Current (Comprehensive).....
18. Total Inception-to-Date (Comprehensive).....	XXX	XXX	XXX
19. Current (Institutional Only).....
20. Total Inception-to-Date (Institutional Only).....	XXX	XXX	XXX
21. Current (Non-Institutional Only).....
22. Total Inception-to-Date (Non-Institutional Only).....	XXX	XXX	XXX
23. Current (Grand Total).....
24. Total Inception-to-Date (Grand Total)	XXX	XXX	XXX

(a) Indicate whether policies are assigned to a Primary Issue Period on a per-policy or per-policy form basis.

Policy
 Policy Form

2022 LONG-TERM CARE INSURANCE EXPERIENCE REPORTING FORM 2
By COMPANY NAME

Row Description	Premiums Earned	Incurred Claims	Cal Year of Peak Issues	PCT Male Lives Insured	Average Attained Age	NBR of Lives In-Force End of Year	NBR of Terminations	NBR of New Lives Insured
Company Name: Ability Ins Co		Company Code: 71471						
Primarily 2004 and Prior Issue Years								
1. Current (Comprehensive)	46,151	84,422	2001	36	83	18,714	1,679	0
2. Total Inception-to-Date (Comprehensive)	1,240,929	1,602,597	2001	38				59,142
3. Current (Institutional Only)	48	130	2000	30	90	165	33	0
4. Total Inception-to-Date (Institutional Only)	25,011	22,554	1986	30				2,660
5. Current (Non-Institutional Only)	74	112	2001	18	90	88	18	0
6. Total Inception-to-Date (Non-Institutional Only)	13,939	17,730	1989	26				1,451
7. Current (Grand Total)	46,273	84,664	2001	35	83	18,967	1,730	0
8. Total Inception-to-Date (Grand Total)	1,279,879	1,642,881	2001	38				63,253
Primarily 2005 to 2012 Issue Years								
9. Current (Comprehensive)	2,277	2,995	2004	36	81	896	60	0
10. Total Inception-to-Date (Comprehensive)	45,055	15,115	2003	37				2,107
11. Current (Institutional Only)	0	0	0	0	0	0	0	0
12. Total Inception-to-Date (Institutional Only)	0	0	0	0				0
13. Current (Non-Institutional Only)	0	0	0	0	0	0	0	0
14. Total Inception-to-Date (Non-Institutional Only)	0	0	0	0				0
15. Current (Grand Total)	2,277	2,995	2004	36	81	896	60	0
16. Total Inception-to-Date (Grand Total)	45,055	15,115	2003	37				2,107
Primarily 2013 and Later Issue Years								
17. Current (Comprehensive)	0	0	0	0	0	0	0	0
18. Total Inception-to-Date (Comprehensive)	0	0	0	0				0
19. Current (Institutional Only)	0	0	0	0	0	0	0	0
20. Total Inception-to-Date (Institutional Only)	0	0	0	0				0
21. Current (Non-Institutional Only)	0	0	0	0	0	0	0	0
22. Total Inception-to-Date (Non-Institutional Only)	0	0	0	0				0
23. Current (Grand Total)	0	0	0	0	0	0	0	0
24. Total Inception-to-Date (Grand Total)	0	0	0	0				0

CAUTION: The information contained on this page is unaudited and not a complete analysis nor is it an expression of opinion on any insurer. This page may contain inadvertent errors.

2022 LONG-TERM CARE INSURANCE EXPERIENCE REPORTING FORM 2
By COMPANY NAME

Row Description	Premiums Earned	Incurred Claims	Cal Year of Peak Issues	PCT Male Lives Insured	Average Attained Age	NBR of Lives In-Force End of Year	NBR of Terminations	NBR of New Lives Insured
Company Name: Aetna Life Ins Co		Company Code: 60054						
Primarily 2004 and Prior Issue Years								
1. Current (Comprehensive)	0	0	0	0	0	0	0	0
2. Total Inception-to-Date (Comprehensive)	0	0	0	0				0
3. Current (Institutional Only)	0	0	0	0	0	0	0	0
4. Total Inception-to-Date (Institutional Only)	0	0	0	0				0
5. Current (Non-Institutional Only)	0	0	0	0	0	0	0	0
6. Total Inception-to-Date (Non-Institutional Only)	0	0	0	0				0
7. Current (Grand Total)	0	0	0	0	0	0	0	0
8. Total Inception-to-Date (Grand Total)	0	0	0	0				0
Primarily 2005 to 2012 Issue Years								
9. Current (Comprehensive)	0	0	0	0	0	0	0	0
10. Total Inception-to-Date (Comprehensive)	0	0	0	0				0
11. Current (Institutional Only)	0	0	0	0	0	0	0	0
12. Total Inception-to-Date (Institutional Only)	0	0	0	0				0
13. Current (Non-Institutional Only)	0	0	0	0	0	0	0	0
14. Total Inception-to-Date (Non-Institutional Only)	0	0	0	0				0
15. Current (Grand Total)	0	0	0	0	0	0	0	0
16. Total Inception-to-Date (Grand Total)	0	0	0	0				0
Primarily 2013 and Later Issue Years								
17. Current (Comprehensive)	0	0	0	0	0	0	0	0
18. Total Inception-to-Date (Comprehensive)	0	0	0	0				0
19. Current (Institutional Only)	0	0	0	0	0	0	0	0
20. Total Inception-to-Date (Institutional Only)	0	0	0	0				0
21. Current (Non-Institutional Only)	0	0	0	0	0	0	0	0
22. Total Inception-to-Date (Non-Institutional Only)	0	0	0	0				0
23. Current (Grand Total)	0	0	0	0	0	0	0	0
24. Total Inception-to-Date (Grand Total)	0	0	0	0				0

CAUTION: The information contained on this page is unaudited and not a complete analysis nor is it an expression of opinion on any insurer. This page may contain inadvertent errors.

2022 LONG-TERM CARE INSURANCE EXPERIENCE REPORTING FORM 2
By COMPANY NAME

Row Description	Premiums Earned	Incurred Claims	Cal Year of Peak Issues	PCT Male Lives Insured	Average Attained Age	NBR of Lives In-Force End of Year	NBR of Terminations	NBR of New Lives Insured
Company Name: AF&L Ins Co		Company Code: 35963						
Primarily 2004 and Prior Issue Years								
1. Current (Comprehensive)	7,052	15,485	2000	32	85	2,683	425	0
2. Total Inception-to-Date (Comprehensive)	184,319	266,132	2000	34				11,263
3. Current (Institutional Only)	0	0	2000	0	0	0	0	0
4. Total Inception-to-Date (Institutional Only)	0	0	2000	0				0
5. Current (Non-Institutional Only)	1,270	2,788	2000	26	88	483	77	0
6. Total Inception-to-Date (Non-Institutional Only)	37,740	54,355	2000	30				2,317
7. Current (Grand Total)	8,322	18,273	2000	31	85	3,166	502	0
8. Total Inception-to-Date (Grand Total)	222,059	320,487	2000	33				13,580
Primarily 2005 to 2012 Issue Years								
9. Current (Comprehensive)	181	398	2005	38	84	69	11	0
10. Total Inception-to-Date (Comprehensive)	37,397	53,020	2005	31				2,364
11. Current (Institutional Only)	0	0	2005	0	0	0	0	0
12. Total Inception-to-Date (Institutional Only)	0	0	2005	0				0
13. Current (Non-Institutional Only)	21	46	2005	38	86	8	1	0
14. Total Inception-to-Date (Non-Institutional Only)	3,749	5,318	2005	28				237
15. Current (Grand Total)	202	444	2005	38	85	77	12	0
16. Total Inception-to-Date (Grand Total)	41,146	58,338	2005	31				2,601
Primarily 2013 and Later Issue Years								
17. Current (Comprehensive)	0	0	0	0	0	0	0	0
18. Total Inception-to-Date (Comprehensive)	0	0	0	0				0
19. Current (Institutional Only)	0	0	0	0	0	0	0	0
20. Total Inception-to-Date (Institutional Only)	0	0	0	0				0
21. Current (Non-Institutional Only)	0	0	0	0	0	0	0	0
22. Total Inception-to-Date (Non-Institutional Only)	0	0	0	0				0
23. Current (Grand Total)	0	0	0	0	0	0	0	0
24. Total Inception-to-Date (Grand Total)	0	0	0	0				0

CAUTION: The information contained on this page is unaudited and not a complete analysis nor is it an expression of opinion on any insurer. This page may contain inadvertent errors.

2022 LONG-TERM CARE INSURANCE EXPERIENCE REPORTING FORM 2
By COMPANY NAME

Row Description	Premiums Earned	Incurred Claims	Cal Year of Peak Issues	PCT Male Lives Insured	Average Attained Age	NBR of Lives In-Force End of Year	NBR of Terminations	NBR of New Lives Insured
Company Name: AIG Ins Co PR		Company Code: 31674						
Primarily 2004 and Prior Issue Years								
1. Current (Comprehensive)	0	0	0	0	0	0	0	0
2. Total Inception-to-Date (Comprehensive)	0	0	0	0				0
3. Current (Institutional Only)	0	0	0	0	0	0	0	0
4. Total Inception-to-Date (Institutional Only)	0	0	0	0				0
5. Current (Non-Institutional Only)	0	0	0	0	0	0	0	0
6. Total Inception-to-Date (Non-Institutional Only)	0	0	0	0				0
7. Current (Grand Total)	0	0	0	0	0	0	0	0
8. Total Inception-to-Date (Grand Total)	0	0	0	0				0
Primarily 2005 to 2012 Issue Years								
9. Current (Comprehensive)	0	0	0	0	0	0	0	0
10. Total Inception-to-Date (Comprehensive)	0	0	0	0				0
11. Current (Institutional Only)	0	0	0	0	0	0	0	0
12. Total Inception-to-Date (Institutional Only)	0	0	0	0				0
13. Current (Non-Institutional Only)	0	0	0	0	0	0	0	0
14. Total Inception-to-Date (Non-Institutional Only)	0	0	0	0				0
15. Current (Grand Total)	0	0	0	0	0	0	0	0
16. Total Inception-to-Date (Grand Total)	0	0	0	0				0
Primarily 2013 and Later Issue Years								
17. Current (Comprehensive)	0	0	0	0	0	0	0	0
18. Total Inception-to-Date (Comprehensive)	0	0	0	0				0
19. Current (Institutional Only)	0	0	0	0	0	0	0	0
20. Total Inception-to-Date (Institutional Only)	0	0	0	0				0
21. Current (Non-Institutional Only)	0	0	0	0	0	0	0	0
22. Total Inception-to-Date (Non-Institutional Only)	0	0	0	0				0
23. Current (Grand Total)	0	0	0	0	0	0	0	0
24. Total Inception-to-Date (Grand Total)	0	0	0	0				0

CAUTION: The information contained on this page is unaudited and not a complete analysis nor is it an expression of opinion on any insurer. This page may contain inadvertent errors.

2022 LONG-TERM CARE INSURANCE EXPERIENCE REPORTING FORM 2
By COMPANY NAME

Row Description	Premiums Earned	Incurred Claims	Cal Year of Peak Issues	PCT Male Lives Insured	Average Attained Age	NBR of Lives In-Force End of Year	NBR of Terminations	NBR of New Lives Insured
Company Name: Allianz Life Ins Co Of N Amer		Company Code: 90611						
Primarily 2004 and Prior Issue Years								
1. Current (Comprehensive)	60,545	331,151	2001	42	81	54,773	1,071	0
2. Total Inception-to-Date (Comprehensive)	2,157,107	2,038,967	2001	44				87,796
3. Current (Institutional Only)	0	0	0	0	0	0	0	0
4. Total Inception-to-Date (Institutional Only)	0	0	0	0				0
5. Current (Non-Institutional Only)	0	0	0	0	0	0	0	0
6. Total Inception-to-Date (Non-Institutional Only)	0	0	0	0				0
7. Current (Grand Total)	60,545	331,151	2001	42	81	54,773	1,071	0
8. Total Inception-to-Date (Grand Total)	2,157,107	2,038,967	2001	44				87,796
Primarily 2005 to 2012 Issue Years								
9. Current (Comprehensive)	103,722	115,147	2006	41	75	48,268	1,114	0
10. Total Inception-to-Date (Comprehensive)	2,042,175	665,046	2004	42				71,838
11. Current (Institutional Only)	0	0	0	0	0	0	0	0
12. Total Inception-to-Date (Institutional Only)	0	0	0	0				0
13. Current (Non-Institutional Only)	0	0	0	0	0	0	0	0
14. Total Inception-to-Date (Non-Institutional Only)	0	0	0	0				0
15. Current (Grand Total)	103,722	115,147	2006	41	75	48,268	1,114	0
16. Total Inception-to-Date (Grand Total)	2,042,175	665,046	2004	42				71,838
Primarily 2013 and Later Issue Years								
17. Current (Comprehensive)	0	0	0	0	0	0	0	0
18. Total Inception-to-Date (Comprehensive)	0	0	0	0				0
19. Current (Institutional Only)	0	0	0	0	0	0	0	0
20. Total Inception-to-Date (Institutional Only)	0	0	0	0				0
21. Current (Non-Institutional Only)	0	0	0	0	0	0	0	0
22. Total Inception-to-Date (Non-Institutional Only)	0	0	0	0				0
23. Current (Grand Total)	0	0	0	0	0	0	0	0
24. Total Inception-to-Date (Grand Total)	0	0	0	0				0

CAUTION: The information contained on this page is unaudited and not a complete analysis nor is it an expression of opinion on any insurer. This page may contain inadvertent errors.

2022 LONG-TERM CARE INSURANCE EXPERIENCE REPORTING FORM 2
By COMPANY NAME

Row Description	Premiums Earned	Incurred Claims	Cal Year of Peak Issues	PCT Male Lives Insured	Average Attained Age	NBR of Lives In-Force End of Year	NBR of Terminations	NBR of New Lives Insured
Company Name: Allianz Life Ins Co Of NY		Company Code: 64190						
Primarily 2004 and Prior Issue Years								
1. Current (Comprehensive)	0	0	0	0	0	0	0	0
2. Total Inception-to-Date (Comprehensive)	0	0	0	0				0
3. Current (Institutional Only)	0	0	0	0	0	0	0	0
4. Total Inception-to-Date (Institutional Only)	0	0	0	0				0
5. Current (Non-Institutional Only)	0	0	0	0	0	0	0	0
6. Total Inception-to-Date (Non-Institutional Only)	0	0	0	0				0
7. Current (Grand Total)	0	0	0	0	0	0	0	0
8. Total Inception-to-Date (Grand Total)	0	0	0	0				0
Primarily 2005 to 2012 Issue Years								
9. Current (Comprehensive)	2,945	5,525	2007	39	77	909	20	0
10. Total Inception-to-Date (Comprehensive)	50,969	23,644	2007	39				1,239
11. Current (Institutional Only)	0	0	0	0	0	0	0	0
12. Total Inception-to-Date (Institutional Only)	0	0	0	0				0
13. Current (Non-Institutional Only)	0	0	0	0	0	0	0	0
14. Total Inception-to-Date (Non-Institutional Only)	0	0	0	0				0
15. Current (Grand Total)	2,945	5,525	2007	39	77	909	20	0
16. Total Inception-to-Date (Grand Total)	50,969	23,644	2007	39				1,239
Primarily 2013 and Later Issue Years								
17. Current (Comprehensive)	0	0	0	0	0	0	0	0
18. Total Inception-to-Date (Comprehensive)	0	0	0	0				0
19. Current (Institutional Only)	0	0	0	0	0	0	0	0
20. Total Inception-to-Date (Institutional Only)	0	0	0	0				0
21. Current (Non-Institutional Only)	0	0	0	0	0	0	0	0
22. Total Inception-to-Date (Non-Institutional Only)	0	0	0	0				0
23. Current (Grand Total)	0	0	0	0	0	0	0	0
24. Total Inception-to-Date (Grand Total)	0	0	0	0				0

CAUTION: The information contained on this page is unaudited and not a complete analysis nor is it an expression of opinion on any insurer. This page may contain inadvertent errors.

2022 LONG-TERM CARE INSURANCE EXPERIENCE REPORTING FORM 2
By COMPANY NAME

Row Description	Premiums Earned	Incurred Claims	Cal Year of Peak Issues	PCT Male Lives Insured	Average Attained Age	NBR of Lives In-Force End of Year	NBR of Terminations	NBR of New Lives Insured
Company Name: Alterwood Advantage Inc		Company Code: 17033						
Primarily 2004 and Prior Issue Years								
1. Current (Comprehensive)	0	0	0	0	0	0	0	0
2. Total Inception-to-Date (Comprehensive)	0	0	0	0				0
3. Current (Institutional Only)	0	0	0	0	0	0	0	0
4. Total Inception-to-Date (Institutional Only)	0	0	0	0				0
5. Current (Non-Institutional Only)	0	0	0	0	0	0	0	0
6. Total Inception-to-Date (Non-Institutional Only)	0	0	0	0				0
7. Current (Grand Total)	0	0	0	0	0	0	0	0
8. Total Inception-to-Date (Grand Total)	0	0	0	0				0
Primarily 2005 to 2012 Issue Years								
9. Current (Comprehensive)	0	0	0	0	0	0	0	0
10. Total Inception-to-Date (Comprehensive)	0	0	0	0				0
11. Current (Institutional Only)	0	0	0	0	0	0	0	0
12. Total Inception-to-Date (Institutional Only)	0	0	0	0				0
13. Current (Non-Institutional Only)	0	0	0	0	0	0	0	0
14. Total Inception-to-Date (Non-Institutional Only)	0	0	0	0				0
15. Current (Grand Total)	0	0	0	0	0	0	0	0
16. Total Inception-to-Date (Grand Total)	0	0	0	0				0
Primarily 2013 and Later Issue Years								
17. Current (Comprehensive)	0	0	0	0	0	0	0	0
18. Total Inception-to-Date (Comprehensive)	0	0	0	0				0
19. Current (Institutional Only)	0	0	0	0	0	0	0	0
20. Total Inception-to-Date (Institutional Only)	0	0	0	0				0
21. Current (Non-Institutional Only)	0	0	0	0	0	0	0	0
22. Total Inception-to-Date (Non-Institutional Only)	0	0	0	0				0
23. Current (Grand Total)	0	0	0	0	0	0	0	0
24. Total Inception-to-Date (Grand Total)	0	0	0	0				0

CAUTION: The information contained on this page is unaudited and not a complete analysis nor is it an expression of opinion on any insurer. This page may contain inadvertent errors.

2022 LONG-TERM CARE INSURANCE EXPERIENCE REPORTING FORM 2
By COMPANY NAME

Row Description	Premiums Earned	Incurred Claims	Cal Year of Peak Issues	PCT Male Lives Insured	Average Attained Age	NBR of Lives In-Force End of Year	NBR of Terminations	NBR of New Lives Insured
Company Name: American Family Ins Co		Company Code: 10386						
Primarily 2004 and Prior Issue Years								
1. Current (Comprehensive)	119	61	2001	51	74	59	4	0
2. Total Inception-to-Date (Comprehensive)	2,896	2,976	2001	49				166
3. Current (Institutional Only)	0	0	0	0	0	0	0	0
4. Total Inception-to-Date (Institutional Only)	0	0	0	0				0
5. Current (Non-Institutional Only)	0	0	0	0	0	0	0	0
6. Total Inception-to-Date (Non-Institutional Only)	0	0	0	0				0
7. Current (Grand Total)	119	61	2001	51	74	59	4	0
8. Total Inception-to-Date (Grand Total)	2,896	2,976	2001	49				166
Primarily 2005 to 2012 Issue Years								
9. Current (Comprehensive)	0	0	0	0	0	0	0	0
10. Total Inception-to-Date (Comprehensive)	0	0	0	0				0
11. Current (Institutional Only)	0	0	0	0	0	0	0	0
12. Total Inception-to-Date (Institutional Only)	0	0	0	0				0
13. Current (Non-Institutional Only)	0	0	0	0	0	0	0	0
14. Total Inception-to-Date (Non-Institutional Only)	0	0	0	0				0
15. Current (Grand Total)	0	0	0	0	0	0	0	0
16. Total Inception-to-Date (Grand Total)	0	0	0	0				0
Primarily 2013 and Later Issue Years								
17. Current (Comprehensive)	0	0	0	0	0	0	0	0
18. Total Inception-to-Date (Comprehensive)	0	0	0	0				0
19. Current (Institutional Only)	0	0	0	0	0	0	0	0
20. Total Inception-to-Date (Institutional Only)	0	0	0	0				0
21. Current (Non-Institutional Only)	0	0	0	0	0	0	0	0
22. Total Inception-to-Date (Non-Institutional Only)	0	0	0	0				0
23. Current (Grand Total)	0	0	0	0	0	0	0	0
24. Total Inception-to-Date (Grand Total)	0	0	0	0				0

CAUTION: The information contained on this page is unaudited and not a complete analysis nor is it an expression of opinion on any insurer. This page may contain inadvertent errors.

2022 LONG-TERM CARE INSURANCE EXPERIENCE REPORTING FORM 2
By COMPANY NAME

Row Description	Premiums Earned	Incurred Claims	Cal Year of Peak Issues	PCT Male Lives Insured	Average Attained Age	NBR of Lives In-Force End of Year	NBR of Terminations	NBR of New Lives Insured
Company Name: American Family Life Assur Co of Col		Company Code: 60380						
Primarily 2004 and Prior Issue Years								
1. Current (Comprehensive)	9,301	32,643	2000	38	83	10,320	914	0
2. Total Inception-to-Date (Comprehensive)	700,476	682,626	1989	38				67,225
3. Current (Institutional Only)	0	0	0	0	0	0	0	0
4. Total Inception-to-Date (Institutional Only)	0	0	0	0				0
5. Current (Non-Institutional Only)	0	0	0	0	0	0	0	0
6. Total Inception-to-Date (Non-Institutional Only)	0	0	0	0				0
7. Current (Grand Total)	9,301	32,643	0	0	0	10,320	914	0
8. Total Inception-to-Date (Grand Total)	700,476	682,626	0	0				67,225
Primarily 2005 to 2012 Issue Years								
9. Current (Comprehensive)	7,348	8,487	2005	32	70	8,409	236	0
10. Total Inception-to-Date (Comprehensive)	171,680	27,709	2003	34				22,859
11. Current (Institutional Only)	0	0	0	0	0	0	0	0
12. Total Inception-to-Date (Institutional Only)	0	0	0	0				0
13. Current (Non-Institutional Only)	0	0	0	0	0	0	0	0
14. Total Inception-to-Date (Non-Institutional Only)	0	0	0	0				0
15. Current (Grand Total)	7,348	8,487	0	0	0	8,409	236	0
16. Total Inception-to-Date (Grand Total)	171,680	27,709	0	0				22,859
Primarily 2013 and Later Issue Years								
17. Current (Comprehensive)	0	0	0	0	0	0	0	0
18. Total Inception-to-Date (Comprehensive)	0	0	0	0				0
19. Current (Institutional Only)	0	0	0	0	0	0	0	0
20. Total Inception-to-Date (Institutional Only)	0	0	0	0				0
21. Current (Non-Institutional Only)	0	0	0	0	0	0	0	0
22. Total Inception-to-Date (Non-Institutional Only)	0	0	0	0				0
23. Current (Grand Total)	0	0	0	0	0	0	0	0
24. Total Inception-to-Date (Grand Total)	0	0	0	0				0

CAUTION: The information contained on this page is unaudited and not a complete analysis nor is it an expression of opinion on any insurer. This page may contain inadvertent errors.

2022 LONG-TERM CARE INSURANCE EXPERIENCE REPORTING FORM 2
By COMPANY NAME

Row Description	Premiums Earned	Incurred Claims	Cal Year of Peak Issues	PCT Male Lives Insured	Average Attained Age	NBR of Lives In-Force End of Year	NBR of Terminations	NBR of New Lives Insured
Company Name: American Family Life Assur Co of NY		Company Code: 60526						
Primarily 2004 and Prior Issue Years								
1. Current (Comprehensive)	13	82	14	29	99	14	0	0
2. Total Inception-to-Date (Comprehensive)	9,482	13,573	1379	31				1,379
3. Current (Institutional Only)	0	0	0	0	0	0	0	0
4. Total Inception-to-Date (Institutional Only)	0	0	0	0				0
5. Current (Non-Institutional Only)	0	0	0	0	0	0	0	0
6. Total Inception-to-Date (Non-Institutional Only)	0	0	0	0				0
7. Current (Grand Total)	13	82	14	29	99	14	0	0
8. Total Inception-to-Date (Grand Total)	9,482	13,573	1379	31				1,379
Primarily 2005 to 2012 Issue Years								
9. Current (Comprehensive)	130	46	89	36	65	111	0	0
10. Total Inception-to-Date (Comprehensive)	2,853	2,852	242	38				304
11. Current (Institutional Only)	0	0	0	0	0	0	0	0
12. Total Inception-to-Date (Institutional Only)	0	0	0	0				0
13. Current (Non-Institutional Only)	0	0	0	0	0	0	0	0
14. Total Inception-to-Date (Non-Institutional Only)	0	0	0	0				0
15. Current (Grand Total)	130	46	89	36	65	111	0	0
16. Total Inception-to-Date (Grand Total)	2,853	2,852	242	38				304
Primarily 2013 and Later Issue Years								
17. Current (Comprehensive)	0	0	0	0	0	0	0	0
18. Total Inception-to-Date (Comprehensive)	0	0	0	0				0
19. Current (Institutional Only)	0	0	0	0	0	0	0	0
20. Total Inception-to-Date (Institutional Only)	0	0	0	0				0
21. Current (Non-Institutional Only)	0	0	0	0	0	0	0	0
22. Total Inception-to-Date (Non-Institutional Only)	0	0	0	0				0
23. Current (Grand Total)	0	0	0	0	0	0	0	0
24. Total Inception-to-Date (Grand Total)	0	0	0	0				0

CAUTION: The information contained on this page is unaudited and not a complete analysis nor is it an expression of opinion on any insurer. This page may contain inadvertent errors.

2022 LONG-TERM CARE INSURANCE EXPERIENCE REPORTING FORM 2
By COMPANY NAME

Row Description	Premiums Earned	Incurred Claims	Cal Year of Peak Issues	PCT Male Lives Insured	Average Attained Age	NBR of Lives In-Force End of Year	NBR of Terminations	NBR of New Lives Insured
Company Name: American Family Mut Ins Co SI		Company Code: 19275						
Primarily 2004 and Prior Issue Years								
1. Current (Comprehensive)	5,229	7,253	2002	43	76	2,323	83	0
2. Total Inception-to-Date (Comprehensive)	107,774	66,892	2000	44				4,898
3. Current (Institutional Only)	0	0	0	0	0	0	0	0
4. Total Inception-to-Date (Institutional Only)	0	0	0	0				0
5. Current (Non-Institutional Only)	0	0	0	0	0	0	0	0
6. Total Inception-to-Date (Non-Institutional Only)	0	0	0	0				0
7. Current (Grand Total)	5,229	7,253	2002	43	76	2,323	83	0
8. Total Inception-to-Date (Grand Total)	107,774	66,892	2000	44				4,898
Primarily 2005 to 2012 Issue Years								
9. Current (Comprehensive)	0	0	0	0	0	0	0	0
10. Total Inception-to-Date (Comprehensive)	0	0	0	0				0
11. Current (Institutional Only)	0	0	0	0	0	0	0	0
12. Total Inception-to-Date (Institutional Only)	0	0	0	0				0
13. Current (Non-Institutional Only)	0	0	0	0	0	0	0	0
14. Total Inception-to-Date (Non-Institutional Only)	0	0	0	0				0
15. Current (Grand Total)	0	0	0	0	0	0	0	0
16. Total Inception-to-Date (Grand Total)	0	0	0	0				0
Primarily 2013 and Later Issue Years								
17. Current (Comprehensive)	0	0	0	0	0	0	0	0
18. Total Inception-to-Date (Comprehensive)	0	0	0	0				0
19. Current (Institutional Only)	0	0	0	0	0	0	0	0
20. Total Inception-to-Date (Institutional Only)	0	0	0	0				0
21. Current (Non-Institutional Only)	0	0	0	0	0	0	0	0
22. Total Inception-to-Date (Non-Institutional Only)	0	0	0	0				0
23. Current (Grand Total)	0	0	0	0	0	0	0	0
24. Total Inception-to-Date (Grand Total)	0	0	0	0				0

CAUTION: The information contained on this page is unaudited and not a complete analysis nor is it an expression of opinion on any insurer. This page may contain inadvertent errors.

2022 LONG-TERM CARE INSURANCE EXPERIENCE REPORTING FORM 2
By COMPANY NAME

Row Description	Premiums Earned	Incurred Claims	Cal Year of Peak Issues	PCT Male Lives Insured	Average Attained Age	NBR of Lives In-Force End of Year	NBR of Terminations	NBR of New Lives Insured
Company Name: American Fidelity Assur Co		Company Code: 60410						
Primarily 2004 and Prior Issue Years								
1. Current (Comprehensive)	6,187	9,099	1999	43	79	3,635	211	0
2. Total Inception-to-Date (Comprehensive)	183,490	148,085	1999	48				12,448
3. Current (Institutional Only)	1,890	3,657	2001	40	80	1,219	69	0
4. Total Inception-to-Date (Institutional Only)	53,520	40,408	2001	49				4,314
5. Current (Non-Institutional Only)	10	5	1999	25	94	4	0	0
6. Total Inception-to-Date (Non-Institutional Only)	911	1,107	1998	30				117
7. Current (Grand Total)	8,087	12,761	2000	42	79	4,858	280	0
8. Total Inception-to-Date (Grand Total)	237,921	189,600	1999	48				16,879
Primarily 2005 to 2012 Issue Years								
9. Current (Comprehensive)	11,057	1,749	2008	0	68	7,523	88	0
10. Total Inception-to-Date (Comprehensive)	159,598	14,321	2010	0				12,363
11. Current (Institutional Only)	0	0	0	0	0	0	0	0
12. Total Inception-to-Date (Institutional Only)	0	0	0	0				0
13. Current (Non-Institutional Only)	0	0	0	0	0	0	0	0
14. Total Inception-to-Date (Non-Institutional Only)	0	0	0	0				0
15. Current (Grand Total)	11,057	1,749	2008	0	68	7,523	88	0
16. Total Inception-to-Date (Grand Total)	159,598	14,321	2010	0				12,363
Primarily 2013 and Later Issue Years								
17. Current (Comprehensive)	0	0	0	0	0	0	0	0
18. Total Inception-to-Date (Comprehensive)	0	0	0	0				0
19. Current (Institutional Only)	0	0	0	0	0	0	0	0
20. Total Inception-to-Date (Institutional Only)	0	0	0	0				0
21. Current (Non-Institutional Only)	0	0	0	0	0	0	0	0
22. Total Inception-to-Date (Non-Institutional Only)	0	0	0	0				0
23. Current (Grand Total)	0	0	0	0	0	0	0	0
24. Total Inception-to-Date (Grand Total)	0	0	0	0				0

CAUTION: The information contained on this page is unaudited and not a complete analysis nor is it an expression of opinion on any insurer. This page may contain inadvertent errors.

2022 LONG-TERM CARE INSURANCE EXPERIENCE REPORTING FORM 2
By COMPANY NAME

Row Description	Premiums Earned	Incurred Claims	Cal Year of Peak Issues	PCT Male Lives Insured	Average Attained Age	NBR of Lives In-Force End of Year	NBR of Terminations	NBR of New Lives Insured
Company Name: American Gen Life Ins Co		Company Code: 60488						
Primarily 2004 and Prior Issue Years								
1. Current (Comprehensive)	20,294	55,114	2002	0	83	3,872	352	0
2. Total Inception-to-Date (Comprehensive)	469,065	2,775,507	2002	0				14,475
3. Current (Institutional Only)	617	1,496	2002	0	86	266	30	0
4. Total Inception-to-Date (Institutional Only)	33,846	42,253	2002	0				1,601
5. Current (Non-Institutional Only)	0	0	0	0	0	0	0	0
6. Total Inception-to-Date (Non-Institutional Only)	0	0	0	0				0
7. Current (Grand Total)	20,911	56,611	2002	0	84	4,138	382	0
8. Total Inception-to-Date (Grand Total)	502,911	2,817,760	2002	0				16,076
Primarily 2005 to 2012 Issue Years								
9. Current (Comprehensive)	0	0	0	0	0	0	0	0
10. Total Inception-to-Date (Comprehensive)	0	0	0	0				0
11. Current (Institutional Only)	0	0	0	0	0	0	0	0
12. Total Inception-to-Date (Institutional Only)	0	0	0	0				0
13. Current (Non-Institutional Only)	0	0	0	0	0	0	0	0
14. Total Inception-to-Date (Non-Institutional Only)	0	0	0	0				0
15. Current (Grand Total)	0	0	0	0	0	0	0	0
16. Total Inception-to-Date (Grand Total)	0	0	0	0				0
Primarily 2013 and Later Issue Years								
17. Current (Comprehensive)	1	0	2012	0	68	235	2	0
18. Total Inception-to-Date (Comprehensive)	6,648	1	2012	0				312
19. Current (Institutional Only)	0	0	2012	0	0	0	0	0
20. Total Inception-to-Date (Institutional Only)	0	0	2012	0				0
21. Current (Non-Institutional Only)	0	0	0	0	0	0	0	0
22. Total Inception-to-Date (Non-Institutional Only)	0	0	0	0				0
23. Current (Grand Total)	1	0	2012	0	68	235	2	0
24. Total Inception-to-Date (Grand Total)	6,648	1	2012	0				312

CAUTION: The information contained on this page is unaudited and not a complete analysis nor is it an expression of opinion on any insurer. This page may contain inadvertent errors.

2022 LONG-TERM CARE INSURANCE EXPERIENCE REPORTING FORM 2
By COMPANY NAME

Row Description	Premiums Earned	Incurred Claims	Cal Year of Peak Issues	PCT Male Lives Insured	Average Attained Age	NBR of Lives In-Force End of Year	NBR of Terminations	NBR of New Lives Insured
Company Name: American Heritage Life Ins Co		Company Code: 60534						
Primarily 2004 and Prior Issue Years								
1. Current (Comprehensive)	3,001	10,404	1997	95	159	2,047	180	0
2. Total Inception-to-Date (Comprehensive)	280,001	310,321	1997	93				16,072
3. Current (Institutional Only)	0	0	0	0	0	0	0	0
4. Total Inception-to-Date (Institutional Only)	0	0	0	0				0
5. Current (Non-Institutional Only)	184	804	1998	13	92	89	20	0
6. Total Inception-to-Date (Non-Institutional Only)	34,392	56,987	1998	27				1,986
7. Current (Grand Total)	3,185	11,208	1997	94	159	2,136	200	0
8. Total Inception-to-Date (Grand Total)	314,393	367,308	1997	92				18,058
Primarily 2005 to 2012 Issue Years								
9. Current (Comprehensive)	0	0	0	0	0	0	0	0
10. Total Inception-to-Date (Comprehensive)	0	0	0	0				0
11. Current (Institutional Only)	0	0	0	0	0	0	0	0
12. Total Inception-to-Date (Institutional Only)	0	0	0	0				0
13. Current (Non-Institutional Only)	0	0	0	0	0	0	0	0
14. Total Inception-to-Date (Non-Institutional Only)	0	0	0	0				0
15. Current (Grand Total)	0	0	0	0	0	0	0	0
16. Total Inception-to-Date (Grand Total)	0	0	0	0				0
Primarily 2013 and Later Issue Years								
17. Current (Comprehensive)	0	0	0	0	0	0	0	0
18. Total Inception-to-Date (Comprehensive)	0	0	0	0				0
19. Current (Institutional Only)	0	0	0	0	0	0	0	0
20. Total Inception-to-Date (Institutional Only)	0	0	0	0				0
21. Current (Non-Institutional Only)	0	0	0	0	0	0	0	0
22. Total Inception-to-Date (Non-Institutional Only)	0	0	0	0				0
23. Current (Grand Total)	0	0	0	0	0	0	0	0
24. Total Inception-to-Date (Grand Total)	0	0	0	0				0

CAUTION: The information contained on this page is unaudited and not a complete analysis nor is it an expression of opinion on any insurer. This page may contain inadvertent errors.

2022 LONG-TERM CARE INSURANCE EXPERIENCE REPORTING FORM 2
By COMPANY NAME

Row Description	Premiums Earned	Incurred Claims	Cal Year of Peak Issues	PCT Male Lives Insured	Average Attained Age	NBR of Lives In-Force End of Year	NBR of Terminations	NBR of New Lives Insured
Company Name: American Hlth & Life Ins Co		Company Code: 60518						
Primarily 2004 and Prior Issue Years								
1. Current (Comprehensive)	2	0	1990	50	86	4	2	0
2. Total Inception-to-Date (Comprehensive)	96	1,359	1990	39				71
3. Current (Institutional Only)	0	0	0	0	0	0	0	0
4. Total Inception-to-Date (Institutional Only)	0	0	1990	29				59
5. Current (Non-Institutional Only)	0	0	0	0	0	0	0	0
6. Total Inception-to-Date (Non-Institutional Only)	3	151	1990	0				13
7. Current (Grand Total)	2	0	1990	0	86	4	2	0
8. Total Inception-to-Date (Grand Total)	99	1,510	1990	31				143
Primarily 2005 to 2012 Issue Years								
9. Current (Comprehensive)	0	0	0	0	0	0	0	0
10. Total Inception-to-Date (Comprehensive)	0	0	0	0				0
11. Current (Institutional Only)	0	0	0	0	0	0	0	0
12. Total Inception-to-Date (Institutional Only)	0	0	0	0				0
13. Current (Non-Institutional Only)	0	0	0	0	0	0	0	0
14. Total Inception-to-Date (Non-Institutional Only)	0	0	0	0				0
15. Current (Grand Total)	0	0	0	0	0	0	0	0
16. Total Inception-to-Date (Grand Total)	0	0	0	0				0
Primarily 2013 and Later Issue Years								
17. Current (Comprehensive)	0	0	0	0	0	0	0	0
18. Total Inception-to-Date (Comprehensive)	0	0	0	0				0
19. Current (Institutional Only)	0	0	0	0	0	0	0	0
20. Total Inception-to-Date (Institutional Only)	0	0	0	0				0
21. Current (Non-Institutional Only)	0	0	0	0	0	0	0	0
22. Total Inception-to-Date (Non-Institutional Only)	0	0	0	0				0
23. Current (Grand Total)	0	0	0	0	0	0	0	0
24. Total Inception-to-Date (Grand Total)	0	0	0	0				0

CAUTION: The information contained on this page is unaudited and not a complete analysis nor is it an expression of opinion on any insurer. This page may contain inadvertent errors.

2022 LONG-TERM CARE INSURANCE EXPERIENCE REPORTING FORM 2
By COMPANY NAME

Row Description	Premiums Earned	Incurred Claims	Cal Year of Peak Issues	PCT Male Lives Insured	Average Attained Age	NBR of Lives In-Force End of Year	NBR of Terminations	NBR of New Lives Insured
Company Name: American Independent Ntwrk Ins Co NY		Company Code: 60243						
Primarily 2004 and Prior Issue Years								
1. Current (Comprehensive)	759	1,812	2000	34	81	304	24	0
2. Total Inception-to-Date (Comprehensive)	35,201	25,655	2000	41				1,254
3. Current (Institutional Only)	65	0	2000	36	81	33	2	0
4. Total Inception-to-Date (Institutional Only)	7,567	4,916	2000	42				352
5. Current (Non-Institutional Only)	403	759	2000	31	83	270	36	0
6. Total Inception-to-Date (Non-Institutional Only)	25,246	23,610	2000	38				1,794
7. Current (Grand Total)	1,227	2,571	2000	33	82	607	62	0
8. Total Inception-to-Date (Grand Total)	68,014	54,181	2000	39				3,400
Primarily 2005 to 2012 Issue Years								
9. Current (Comprehensive)	220	570	2007	42	77	62	2	0
10. Total Inception-to-Date (Comprehensive)	4,365	822	2007	48				111
11. Current (Institutional Only)	10	0	2008	0	71	3	1	0
12. Total Inception-to-Date (Institutional Only)	380	0	2008	46				13
13. Current (Non-Institutional Only)	0	0	0	0	0	0	0	0
14. Total Inception-to-Date (Non-Institutional Only)	0	0	0	0				0
15. Current (Grand Total)	230	570	2007	40	76	65	3	0
16. Total Inception-to-Date (Grand Total)	4,745	822	2007	48				124
Primarily 2013 and Later Issue Years								
17. Current (Comprehensive)	0	0	0	0	0	0	0	0
18. Total Inception-to-Date (Comprehensive)	0	0	0	0				0
19. Current (Institutional Only)	0	0	0	0	0	0	0	0
20. Total Inception-to-Date (Institutional Only)	0	0	0	0				0
21. Current (Non-Institutional Only)	0	0	0	0	0	0	0	0
22. Total Inception-to-Date (Non-Institutional Only)	0	0	0	0				0
23. Current (Grand Total)	0	0	0	0	0	0	0	0
24. Total Inception-to-Date (Grand Total)	0	0	0	0				0

CAUTION: The information contained on this page is unaudited and not a complete analysis nor is it an expression of opinion on any insurer. This page may contain inadvertent errors.

2022 LONG-TERM CARE INSURANCE EXPERIENCE REPORTING FORM 2
By COMPANY NAME

Row Description	Premiums Earned	Incurred Claims	Cal Year of Peak Issues	PCT Male Lives Insured	Average Attained Age	NBR of Lives In-Force End of Year	NBR of Terminations	NBR of New Lives Insured
Company Name: American Progressive L&H Ins Of NY		Company Code: 80624						
Primarily 2004 and Prior Issue Years								
1. Current (Comprehensive)	651	2,701	2002	32	81	166	14	0
2. Total Inception-to-Date (Comprehensive)	0	0	0	0				0
3. Current (Institutional Only)	749	1,862	2003	34	82	247	19	0
4. Total Inception-to-Date (Institutional Only)	0	0	0	0				0
5. Current (Non-Institutional Only)	1,226	17,196	2002	20	89	364	43	0
6. Total Inception-to-Date (Non-Institutional Only)	0	0	0	0				0
7. Current (Grand Total)	2,626	21,759	2002	27	85	777	76	0
8. Total Inception-to-Date (Grand Total)	0	0	0	0				0
Primarily 2005 to 2012 Issue Years								
9. Current (Comprehensive)	0	0	0	0	0	0	0	0
10. Total Inception-to-Date (Comprehensive)	0	0	0	0				0
11. Current (Institutional Only)	0	0	0	86	0	1	0	0
12. Total Inception-to-Date (Institutional Only)	0	0	0	0				0
13. Current (Non-Institutional Only)	0	0	0	0	0	0	0	0
14. Total Inception-to-Date (Non-Institutional Only)	0	0	0	0				0
15. Current (Grand Total)	0	0	0	86	0	1	0	0
16. Total Inception-to-Date (Grand Total)	0	0	0	0				0
Primarily 2013 and Later Issue Years								
17. Current (Comprehensive)	0	0	0	0	0	0	0	0
18. Total Inception-to-Date (Comprehensive)	0	0	0	0				0
19. Current (Institutional Only)	0	0	0	0	0	0	0	0
20. Total Inception-to-Date (Institutional Only)	0	0	0	0				0
21. Current (Non-Institutional Only)	0	0	0	0	0	0	0	0
22. Total Inception-to-Date (Non-Institutional Only)	0	0	0	0				0
23. Current (Grand Total)	0	0	0	0	0	0	0	0
24. Total Inception-to-Date (Grand Total)	0	0	0	0				0

CAUTION: The information contained on this page is unaudited and not a complete analysis nor is it an expression of opinion on any insurer. This page may contain inadvertent errors.

2022 LONG-TERM CARE INSURANCE EXPERIENCE REPORTING FORM 2
By COMPANY NAME

Row Description	Premiums Earned	Incurred Claims	Cal Year of Peak Issues	PCT Male Lives Insured	Average Attained Age	NBR of Lives In-Force End of Year	NBR of Terminations	NBR of New Lives Insured
Company Name: American Republic Ins Co		Company Code: 60836						
Primarily 2004 and Prior Issue Years								
1. Current (Comprehensive)	2,362	12,374	2001	30	85	1,566	197	0
2. Total Inception-to-Date (Comprehensive)	178,839	185,574	2000	34				4,773
3. Current (Institutional Only)	424	3,849	1996	26	89	564	98	0
4. Total Inception-to-Date (Institutional Only)	63,559	99,049	1995	37				5,324
5. Current (Non-Institutional Only)	0	0	0	0	0	0	0	0
6. Total Inception-to-Date (Non-Institutional Only)	0	0	0	0				0
7. Current (Grand Total)	2,786	16,223	2001	29	86	2,130	295	0
8. Total Inception-to-Date (Grand Total)	242,398	284,623	1995	36				10,097
Primarily 2005 to 2012 Issue Years								
9. Current (Comprehensive)	0	0	0	0	0	0	0	0
10. Total Inception-to-Date (Comprehensive)	0	0	0	0				0
11. Current (Institutional Only)	0	0	0	0	0	0	0	0
12. Total Inception-to-Date (Institutional Only)	0	0	0	0				0
13. Current (Non-Institutional Only)	0	0	0	0	0	0	0	0
14. Total Inception-to-Date (Non-Institutional Only)	0	0	0	0				0
15. Current (Grand Total)	0	0	0	0	0	0	0	0
16. Total Inception-to-Date (Grand Total)	0	0	0	0				0
Primarily 2013 and Later Issue Years								
17. Current (Comprehensive)	0	0	0	0	0	0	0	0
18. Total Inception-to-Date (Comprehensive)	0	0	0	0				0
19. Current (Institutional Only)	0	0	0	0	0	0	0	0
20. Total Inception-to-Date (Institutional Only)	0	0	0	0				0
21. Current (Non-Institutional Only)	0	0	0	0	0	0	0	0
22. Total Inception-to-Date (Non-Institutional Only)	0	0	0	0				0
23. Current (Grand Total)	0	0	0	0	0	0	0	0
24. Total Inception-to-Date (Grand Total)	0	0	0	0				0

CAUTION: The information contained on this page is unaudited and not a complete analysis nor is it an expression of opinion on any insurer. This page may contain inadvertent errors.

2022 LONG-TERM CARE INSURANCE EXPERIENCE REPORTING FORM 2
By COMPANY NAME

Row Description	Premiums Earned	Incurred Claims	Cal Year of Peak Issues	PCT Male Lives Insured	Average Attained Age	NBR of Lives In-Force End of Year	NBR of Terminations	NBR of New Lives Insured
Company Name: American United Life Ins Co		Company Code: 60895						
Primarily 2004 and Prior Issue Years								
1. Current (Comprehensive)	0	0	0	0	0	0	0	0
2. Total Inception-to-Date (Comprehensive)	0	0	0	0				0
3. Current (Institutional Only)	0	0	0	0	0	0	0	0
4. Total Inception-to-Date (Institutional Only)	0	0	0	0				0
5. Current (Non-Institutional Only)	0	0	0	0	0	0	0	0
6. Total Inception-to-Date (Non-Institutional Only)	0	0	0	0				0
7. Current (Grand Total)	0	0	0	0	0	0	0	0
8. Total Inception-to-Date (Grand Total)	0	0	0	0				0
Primarily 2005 to 2012 Issue Years								
9. Current (Comprehensive)	0	0	0	0	0	0	0	0
10. Total Inception-to-Date (Comprehensive)	0	0	0	0				0
11. Current (Institutional Only)	0	0	0	0	0	0	0	0
12. Total Inception-to-Date (Institutional Only)	0	0	0	0				0
13. Current (Non-Institutional Only)	0	0	0	0	0	0	0	0
14. Total Inception-to-Date (Non-Institutional Only)	0	0	0	0				0
15. Current (Grand Total)	0	0	0	0	0	0	0	0
16. Total Inception-to-Date (Grand Total)	0	0	0	0				0
Primarily 2013 and Later Issue Years								
17. Current (Comprehensive)	0	0	0	0	0	0	0	0
18. Total Inception-to-Date (Comprehensive)	0	0	0	0				0
19. Current (Institutional Only)	0	0	0	0	0	0	0	0
20. Total Inception-to-Date (Institutional Only)	0	0	0	0				0
21. Current (Non-Institutional Only)	0	0	0	0	0	0	0	0
22. Total Inception-to-Date (Non-Institutional Only)	0	0	0	0				0
23. Current (Grand Total)	0	0	0	0	0	0	0	0
24. Total Inception-to-Date (Grand Total)	0	0	0	0				0

CAUTION: The information contained on this page is unaudited and not a complete analysis nor is it an expression of opinion on any insurer. This page may contain inadvertent errors.

2022 LONG-TERM CARE INSURANCE EXPERIENCE REPORTING FORM 2
By COMPANY NAME

Row Description	Premiums Earned	Incurred Claims	Cal Year of Peak Issues	PCT Male Lives Insured	Average Attained Age	NBR of Lives In-Force End of Year	NBR of Terminations	NBR of New Lives Insured
Company Name: Americo Fin Life & Ann Ins Co		Company Code: 61999						
Primarily 2004 and Prior Issue Years								
1. Current (Comprehensive)	0	0	0	0	0	0	0	0
2. Total Inception-to-Date (Comprehensive)	0	0	0	0				0
3. Current (Institutional Only)	0	0	0	0	0	0	0	0
4. Total Inception-to-Date (Institutional Only)	0	0	0	0				0
5. Current (Non-Institutional Only)	0	0	0	0	0	0	0	0
6. Total Inception-to-Date (Non-Institutional Only)	0	0	0	0				0
7. Current (Grand Total)	0	0	0	0	0	0	0	0
8. Total Inception-to-Date (Grand Total)	0	0	0	0				0
Primarily 2005 to 2012 Issue Years								
9. Current (Comprehensive)	0	0	0	0	0	0	0	0
10. Total Inception-to-Date (Comprehensive)	0	0	0	0				0
11. Current (Institutional Only)	0	0	0	0	0	0	0	0
12. Total Inception-to-Date (Institutional Only)	0	0	0	0				0
13. Current (Non-Institutional Only)	0	0	0	0	0	0	0	0
14. Total Inception-to-Date (Non-Institutional Only)	0	0	0	0				0
15. Current (Grand Total)	0	0	0	0	0	0	0	0
16. Total Inception-to-Date (Grand Total)	0	0	0	0				0
Primarily 2013 and Later Issue Years								
17. Current (Comprehensive)	0	6,025	0	0	97	1	0	0
18. Total Inception-to-Date (Comprehensive)	452,308	252,410	2018	1				0
19. Current (Institutional Only)	0	0	0	0	0	0	0	0
20. Total Inception-to-Date (Institutional Only)	0	0	0	0				0
21. Current (Non-Institutional Only)	0	0	0	0	0	0	0	0
22. Total Inception-to-Date (Non-Institutional Only)	0	0	0	0				0
23. Current (Grand Total)	0	6,025	0	0	0	1	0	0
24. Total Inception-to-Date (Grand Total)	452,308	252,410	0	0				0

CAUTION: The information contained on this page is unaudited and not a complete analysis nor is it an expression of opinion on any insurer. This page may contain inadvertent errors.

2022 LONG-TERM CARE INSURANCE EXPERIENCE REPORTING FORM 2
By COMPANY NAME

Row Description	Premiums Earned	Incurred Claims	Cal Year of Peak Issues	PCT Male Lives Insured	Average Attained Age	NBR of Lives In-Force End of Year	NBR of Terminations	NBR of New Lives Insured
Company Name: AmFirst Ins Co		Company Code: 60250						
Primarily 2004 and Prior Issue Years								
1. Current (Comprehensive)	586	1,257	1999	0	87	189	21	0
2. Total Inception-to-Date (Comprehensive)	26,254	31,601	1999	0				0
3. Current (Institutional Only)	0	0	0	0	0	0	0	0
4. Total Inception-to-Date (Institutional Only)	0	0	0	0				0
5. Current (Non-Institutional Only)	0	0	0	0	0	0	0	0
6. Total Inception-to-Date (Non-Institutional Only)	0	0	0	0				0
7. Current (Grand Total)	586	1,257	0	0	0	189	21	0
8. Total Inception-to-Date (Grand Total)	26,254	31,601	0	0				0
Primarily 2005 to 2012 Issue Years								
9. Current (Comprehensive)	1	3	2005	0	81	1	1	0
10. Total Inception-to-Date (Comprehensive)	62	74	2005	0				0
11. Current (Institutional Only)	0	0	0	0	0	0	0	0
12. Total Inception-to-Date (Institutional Only)	0	0	0	0				0
13. Current (Non-Institutional Only)	0	0	0	0	0	0	0	0
14. Total Inception-to-Date (Non-Institutional Only)	0	0	0	0				0
15. Current (Grand Total)	1	3	2005	0	81	1	1	0
16. Total Inception-to-Date (Grand Total)	62	74	2005	0				0
Primarily 2013 and Later Issue Years								
17. Current (Comprehensive)	0	0	0	0	0	0	0	0
18. Total Inception-to-Date (Comprehensive)	0	0	0	0				0
19. Current (Institutional Only)	0	0	0	0	0	0	0	0
20. Total Inception-to-Date (Institutional Only)	0	0	0	0				0
21. Current (Non-Institutional Only)	0	0	0	0	0	0	0	0
22. Total Inception-to-Date (Non-Institutional Only)	0	0	0	0				0
23. Current (Grand Total)	0	0	0	0	0	0	0	0
24. Total Inception-to-Date (Grand Total)	0	0	0	0				0

CAUTION: The information contained on this page is unaudited and not a complete analysis nor is it an expression of opinion on any insurer. This page may contain inadvertent errors.

2022 LONG-TERM CARE INSURANCE EXPERIENCE REPORTING FORM 2
By COMPANY NAME

Row Description	Premiums Earned	Incurred Claims	Cal Year of Peak Issues	PCT Male Lives Insured	Average Attained Age	NBR of Lives In-Force End of Year	NBR of Terminations	NBR of New Lives Insured
Company Name: Anthem Blue Cross Life & Hlth Ins Co		Company Code: 62825						
Primarily 2004 and Prior Issue Years								
1. Current (Comprehensive)	2,361	5,571	2002	32	84	971	80	0
2. Total Inception-to-Date (Comprehensive)	94,059	69,096	2001	35				1,937
3. Current (Institutional Only)	0	0	0	0	0	0	0	0
4. Total Inception-to-Date (Institutional Only)	0	0	0	0				0
5. Current (Non-Institutional Only)	0	0	0	0	0	0	0	0
6. Total Inception-to-Date (Non-Institutional Only)	0	0	0	0				0
7. Current (Grand Total)	2,361	5,571	2002	32	84	971	80	0
8. Total Inception-to-Date (Grand Total)	94,059	69,096	2001	35				1,937
Primarily 2005 to 2012 Issue Years								
9. Current (Comprehensive)	256	605	2005	33	81	125	7	0
10. Total Inception-to-Date (Comprehensive)	10,219	7,507	2005	33				191
11. Current (Institutional Only)	0	0	0	0	0	0	0	0
12. Total Inception-to-Date (Institutional Only)	0	0	0	0				0
13. Current (Non-Institutional Only)	0	0	0	0	0	0	0	0
14. Total Inception-to-Date (Non-Institutional Only)	0	0	0	0				0
15. Current (Grand Total)	256	605	2005	33	81	125	7	0
16. Total Inception-to-Date (Grand Total)	10,219	7,507	2005	33				191
Primarily 2013 and Later Issue Years								
17. Current (Comprehensive)	0	0	0	0	0	0	0	0
18. Total Inception-to-Date (Comprehensive)	0	0	0	0				0
19. Current (Institutional Only)	0	0	0	0	0	0	0	0
20. Total Inception-to-Date (Institutional Only)	0	0	0	0				0
21. Current (Non-Institutional Only)	0	0	0	0	0	0	0	0
22. Total Inception-to-Date (Non-Institutional Only)	0	0	0	0				0
23. Current (Grand Total)	0	0	0	0	0	0	0	0
24. Total Inception-to-Date (Grand Total)	0	0	0	0				0

CAUTION: The information contained on this page is unaudited and not a complete analysis nor is it an expression of opinion on any insurer. This page may contain inadvertent errors.

2022 LONG-TERM CARE INSURANCE EXPERIENCE REPORTING FORM 2
By COMPANY NAME

Row Description	Premiums Earned	Incurred Claims	Cal Year of Peak Issues	PCT Male Lives Insured	Average Attained Age	NBR of Lives In-Force End of Year	NBR of Terminations	NBR of New Lives Insured
Company Name: Anthem Hlth Plans of VA Inc		Company Code: 71835						
Primarily 2004 and Prior Issue Years								
1. Current (Comprehensive)	0	0	0	0	0	0	0	0
2. Total Inception-to-Date (Comprehensive)	0	0	0	0				0
3. Current (Institutional Only)	0	0	0	0	0	0	0	0
4. Total Inception-to-Date (Institutional Only)	0	0	0	0				0
5. Current (Non-Institutional Only)	0	0	0	0	0	0	0	0
6. Total Inception-to-Date (Non-Institutional Only)	0	0	0	0				0
7. Current (Grand Total)	0	0	0	0	0	0	0	0
8. Total Inception-to-Date (Grand Total)	0	0	0	0				0
Primarily 2005 to 2012 Issue Years								
9. Current (Comprehensive)	31	0	2012	100	0	19	0	0
10. Total Inception-to-Date (Comprehensive)	1,336	654	2010	100				0
11. Current (Institutional Only)	0	0	0	0	0	0	0	0
12. Total Inception-to-Date (Institutional Only)	0	0	0	0				0
13. Current (Non-Institutional Only)	0	0	0	0	0	0	0	0
14. Total Inception-to-Date (Non-Institutional Only)	0	0	0	0				0
15. Current (Grand Total)	31	0	2012	100	0	19	0	0
16. Total Inception-to-Date (Grand Total)	1,336	654	2010	100				0
Primarily 2013 and Later Issue Years								
17. Current (Comprehensive)	22	64	2022	100	0	8	1	0
18. Total Inception-to-Date (Comprehensive)	1,802	886	2013	100				0
19. Current (Institutional Only)	0	0	0	0	0	0	0	0
20. Total Inception-to-Date (Institutional Only)	0	0	0	0				0
21. Current (Non-Institutional Only)	0	0	0	0	0	0	0	0
22. Total Inception-to-Date (Non-Institutional Only)	0	0	0	0				0
23. Current (Grand Total)	22	64	2022	100	0	8	1	0
24. Total Inception-to-Date (Grand Total)	1,802	886	2013	100				0

CAUTION: The information contained on this page is unaudited and not a complete analysis nor is it an expression of opinion on any insurer. This page may contain inadvertent errors.

2022 LONG-TERM CARE INSURANCE EXPERIENCE REPORTING FORM 2
By COMPANY NAME

Row Description	Premiums Earned	Incurred Claims	Cal Year of Peak Issues	PCT Male Lives Insured	Average Attained Age	NBR of Lives In-Force End of Year	NBR of Terminations	NBR of New Lives Insured
Company Name: Anthem Ins Co Inc		Company Code: 28207						
Primarily 2004 and Prior Issue Years								
1. Current (Comprehensive)	4	1	1988	14	84	7	3	0
2. Total Inception-to-Date (Comprehensive)	9,927	9,042	0	0				0
3. Current (Institutional Only)	0	0	0	0	0	0	0	0
4. Total Inception-to-Date (Institutional Only)	0	0	0	0				0
5. Current (Non-Institutional Only)	0	0	0	0	0	0	0	0
6. Total Inception-to-Date (Non-Institutional Only)	0	0	0	0				0
7. Current (Grand Total)	4	1	0	0	0	7	3	0
8. Total Inception-to-Date (Grand Total)	9,927	9,042	0	0				0
Primarily 2005 to 2012 Issue Years								
9. Current (Comprehensive)	0	0	0	0	0	0	0	0
10. Total Inception-to-Date (Comprehensive)	0	0	0	0				0
11. Current (Institutional Only)	0	0	0	0	0	0	0	0
12. Total Inception-to-Date (Institutional Only)	0	0	0	0				0
13. Current (Non-Institutional Only)	0	0	0	0	0	0	0	0
14. Total Inception-to-Date (Non-Institutional Only)	0	0	0	0				0
15. Current (Grand Total)	0	0	0	0	0	0	0	0
16. Total Inception-to-Date (Grand Total)	0	0	0	0				0
Primarily 2013 and Later Issue Years								
17. Current (Comprehensive)	0	0	0	0	0	0	0	0
18. Total Inception-to-Date (Comprehensive)	0	0	0	0				0
19. Current (Institutional Only)	0	0	0	0	0	0	0	0
20. Total Inception-to-Date (Institutional Only)	0	0	0	0				0
21. Current (Non-Institutional Only)	0	0	0	0	0	0	0	0
22. Total Inception-to-Date (Non-Institutional Only)	0	0	0	0				0
23. Current (Grand Total)	0	0	0	0	0	0	0	0
24. Total Inception-to-Date (Grand Total)	0	0	0	0				0

CAUTION: The information contained on this page is unaudited and not a complete analysis nor is it an expression of opinion on any insurer. This page may contain inadvertent errors.

2022 LONG-TERM CARE INSURANCE EXPERIENCE REPORTING FORM 2
By COMPANY NAME

Row Description	Premiums Earned	Incurred Claims	Cal Year of Peak Issues	PCT Male Lives Insured	Average Attained Age	NBR of Lives In-Force End of Year	NBR of Terminations	NBR of New Lives Insured
Company Name: Arkansas Bankers Life Ins Co		Company Code: 86118						
Primarily 2004 and Prior Issue Years								
1. Current (Comprehensive)	0	0	0	0	0	0	0	0
2. Total Inception-to-Date (Comprehensive)	0	0	0	0				0
3. Current (Institutional Only)	0	0	0	0	0	0	0	0
4. Total Inception-to-Date (Institutional Only)	0	0	0	0				0
5. Current (Non-Institutional Only)	0	0	0	0	0	0	0	0
6. Total Inception-to-Date (Non-Institutional Only)	0	0	0	0				0
7. Current (Grand Total)	0	0	0	0	0	0	0	0
8. Total Inception-to-Date (Grand Total)	0	0	0	0				0
Primarily 2005 to 2012 Issue Years								
9. Current (Comprehensive)	0	0	0	0	0	0	0	0
10. Total Inception-to-Date (Comprehensive)	0	0	0	0				0
11. Current (Institutional Only)	0	0	0	0	0	0	0	0
12. Total Inception-to-Date (Institutional Only)	0	0	0	0				0
13. Current (Non-Institutional Only)	0	0	0	0	0	0	0	0
14. Total Inception-to-Date (Non-Institutional Only)	0	0	0	0				0
15. Current (Grand Total)	0	0	0	0	0	0	0	0
16. Total Inception-to-Date (Grand Total)	0	0	0	0				0
Primarily 2013 and Later Issue Years								
17. Current (Comprehensive)	0	0	0	0	0	0	0	0
18. Total Inception-to-Date (Comprehensive)	0	0	0	0				0
19. Current (Institutional Only)	0	0	0	0	0	0	0	0
20. Total Inception-to-Date (Institutional Only)	0	0	0	0				0
21. Current (Non-Institutional Only)	0	0	0	0	0	0	0	0
22. Total Inception-to-Date (Non-Institutional Only)	0	0	0	0				0
23. Current (Grand Total)	0	0	0	0	0	0	0	0
24. Total Inception-to-Date (Grand Total)	0	0	0	0				0

CAUTION: The information contained on this page is unaudited and not a complete analysis nor is it an expression of opinion on any insurer. This page may contain inadvertent errors.

2022 LONG-TERM CARE INSURANCE EXPERIENCE REPORTING FORM 2
By COMPANY NAME

Row Description	Premiums Earned	Incurred Claims	Cal Year of Peak Issues	PCT Male Lives Insured	Average Attained Age	NBR of Lives In-Force End of Year	NBR of Terminations	NBR of New Lives Insured
Company Name: Assurity Life Ins Co		Company Code: 71439						
Primarily 2004 and Prior Issue Years								
1. Current (Comprehensive)	0	0	0	0	0	0	0	0
2. Total Inception-to-Date (Comprehensive)	0	0	0	0				0
3. Current (Institutional Only)	0	0	0	0	0	0	0	0
4. Total Inception-to-Date (Institutional Only)	0	0	0	0				0
5. Current (Non-Institutional Only)	0	0	0	0	0	0	0	0
6. Total Inception-to-Date (Non-Institutional Only)	0	0	0	0				0
7. Current (Grand Total)	0	0	0	0	0	0	0	0
8. Total Inception-to-Date (Grand Total)	0	0	0	0				0
Primarily 2005 to 2012 Issue Years								
9. Current (Comprehensive)	1,765	118	2010	0	71	990	10	0
10. Total Inception-to-Date (Comprehensive)	35,289	1,713	2010	0				1,279
11. Current (Institutional Only)	0	0	0	0	0	0	0	0
12. Total Inception-to-Date (Institutional Only)	0	0	0	0				0
13. Current (Non-Institutional Only)	0	0	0	0	0	0	0	0
14. Total Inception-to-Date (Non-Institutional Only)	0	0	0	0				0
15. Current (Grand Total)	1,765	118	2010	0	71	990	10	0
16. Total Inception-to-Date (Grand Total)	35,289	1,713	2010	0				1,279
Primarily 2013 and Later Issue Years								
17. Current (Comprehensive)	0	0	0	0	0	0	0	0
18. Total Inception-to-Date (Comprehensive)	0	0	0	0				0
19. Current (Institutional Only)	0	0	0	0	0	0	0	0
20. Total Inception-to-Date (Institutional Only)	0	0	0	0				0
21. Current (Non-Institutional Only)	0	0	0	0	0	0	0	0
22. Total Inception-to-Date (Non-Institutional Only)	0	0	0	0				0
23. Current (Grand Total)	0	0	0	0	0	0	0	0
24. Total Inception-to-Date (Grand Total)	0	0	0	0				0

CAUTION: The information contained on this page is unaudited and not a complete analysis nor is it an expression of opinion on any insurer. This page may contain inadvertent errors.

2022 LONG-TERM CARE INSURANCE EXPERIENCE REPORTING FORM 2
By COMPANY NAME

Row Description	Premiums Earned	Incurred Claims	Cal Year of Peak Issues	PCT Male Lives Insured	Average Attained Age	NBR of Lives In-Force End of Year	NBR of Terminations	NBR of New Lives Insured
Company Name: Athene Life Ins Co of NY		Company Code: 63932						
Primarily 2004 and Prior Issue Years								
1. Current (Comprehensive)	390	2,941	1996	38	82	263	13	0
2. Total Inception-to-Date (Comprehensive)	22,899	33,016	1996	39				650
3. Current (Institutional Only)	0	0	0	0	0	0	0	0
4. Total Inception-to-Date (Institutional Only)	0	0	0	0				0
5. Current (Non-Institutional Only)	0	0	0	0	0	0	0	0
6. Total Inception-to-Date (Non-Institutional Only)	0	0	0	0				0
7. Current (Grand Total)	390	2,941	1996	38	82	263	13	0
8. Total Inception-to-Date (Grand Total)	22,899	33,016	0	0				650
Primarily 2005 to 2012 Issue Years								
9. Current (Comprehensive)	0	0	0	0	0	0	0	0
10. Total Inception-to-Date (Comprehensive)	0	0	0	0				0
11. Current (Institutional Only)	0	0	0	0	0	0	0	0
12. Total Inception-to-Date (Institutional Only)	0	0	0	0				0
13. Current (Non-Institutional Only)	0	0	0	0	0	0	0	0
14. Total Inception-to-Date (Non-Institutional Only)	0	0	0	0				0
15. Current (Grand Total)	0	0	0	0	0	0	0	0
16. Total Inception-to-Date (Grand Total)	0	0	0	0				0
Primarily 2013 and Later Issue Years								
17. Current (Comprehensive)	0	0	0	0	0	0	0	0
18. Total Inception-to-Date (Comprehensive)	0	0	0	0				0
19. Current (Institutional Only)	0	0	0	0	0	0	0	0
20. Total Inception-to-Date (Institutional Only)	0	0	0	0				0
21. Current (Non-Institutional Only)	0	0	0	0	0	0	0	0
22. Total Inception-to-Date (Non-Institutional Only)	0	0	0	0				0
23. Current (Grand Total)	0	0	0	0	0	0	0	0
24. Total Inception-to-Date (Grand Total)	0	0	0	0				0

CAUTION: The information contained on this page is unaudited and not a complete analysis nor is it an expression of opinion on any insurer. This page may contain inadvertent errors.

2022 LONG-TERM CARE INSURANCE EXPERIENCE REPORTING FORM 2
By COMPANY NAME

Row Description	Premiums Earned	Incurred Claims	Cal Year of Peak Issues	PCT Male Lives Insured	Average Attained Age	NBR of Lives In-Force End of Year	NBR of Terminations	NBR of New Lives Insured
Company Name: Auto Owners Life Ins Co		Company Code: 61190						
Primarily 2004 and Prior Issue Years								
1. Current (Comprehensive)	417	566	2003	44	76	275	11	0
2. Total Inception-to-Date (Comprehensive)	10,838	5,826	2003	48				451
3. Current (Institutional Only)	17	0	2004	57	81	14	0	0
4. Total Inception-to-Date (Institutional Only)	618	1,178	2004	50				36
5. Current (Non-Institutional Only)	0	0	0	0	0	0	0	0
6. Total Inception-to-Date (Non-Institutional Only)	0	0	0	0				0
7. Current (Grand Total)	434	566	2003	45	76	289	11	0
8. Total Inception-to-Date (Grand Total)	11,456	7,004	2003	48				487
Primarily 2005 to 2012 Issue Years								
9. Current (Comprehensive)	3,375	3,599	2007	42	73	1,822	41	0
10. Total Inception-to-Date (Comprehensive)	55,048	18,652	2007	44				2,424
11. Current (Institutional Only)	181	3	2012	50	76	115	5	0
12. Total Inception-to-Date (Institutional Only)	3,050	809	2010	48				181
13. Current (Non-Institutional Only)	0	0	0	0	0	0	0	0
14. Total Inception-to-Date (Non-Institutional Only)	0	0	0	0				0
15. Current (Grand Total)	3,556	3,602	2007	43	73	1,937	46	0
16. Total Inception-to-Date (Grand Total)	58,098	19,461	2007	44				2,605
Primarily 2013 and Later Issue Years								
17. Current (Comprehensive)	7,989	717	2015	43	65	3,501	36	0
18. Total Inception-to-Date (Comprehensive)	45,954	4,537	2015	43				3,761
19. Current (Institutional Only)	87	1	2013	47	74	51	1	0
20. Total Inception-to-Date (Institutional Only)	880	2	2013	42				60
21. Current (Non-Institutional Only)	0	0	0	0	0	0	0	0
22. Total Inception-to-Date (Non-Institutional Only)	0	0	0	0				0
23. Current (Grand Total)	8,076	718	2015	43	65	3,552	37	0
24. Total Inception-to-Date (Grand Total)	46,834	4,539	2015	43				3,821

CAUTION: The information contained on this page is unaudited and not a complete analysis nor is it an expression of opinion on any insurer. This page may contain inadvertent errors.

2022 LONG-TERM CARE INSURANCE EXPERIENCE REPORTING FORM 2
By COMPANY NAME

Row Description	Premiums Earned	Incurred Claims	Cal Year of Peak Issues	PCT Male Lives Insured	Average Attained Age	NBR of Lives In-Force End of Year	NBR of Terminations	NBR of New Lives Insured
Company Name: Baltimore Life Ins Co		Company Code: 61212						
Primarily 2004 and Prior Issue Years								
1. Current (Comprehensive)	64	356	2001	41	80	68	5	0
2. Total Inception-to-Date (Comprehensive)	2,317	1,179	2001	39				157
3. Current (Institutional Only)	0	0	0	0	0	0	0	0
4. Total Inception-to-Date (Institutional Only)	0	0	0	0				0
5. Current (Non-Institutional Only)	0	0	0	0	0	0	0	0
6. Total Inception-to-Date (Non-Institutional Only)	0	0	0	0				0
7. Current (Grand Total)	64	356	2001	41	80	68	5	0
8. Total Inception-to-Date (Grand Total)	2,317	1,179	2001	39				157
Primarily 2005 to 2012 Issue Years								
9. Current (Comprehensive)	1	0	2003	50	82	2	0	0
10. Total Inception-to-Date (Comprehensive)	45	39	2003	29				7
11. Current (Institutional Only)	0	0	0	0	0	0	0	0
12. Total Inception-to-Date (Institutional Only)	0	0	0	0				0
13. Current (Non-Institutional Only)	0	0	0	0	0	0	0	0
14. Total Inception-to-Date (Non-Institutional Only)	0	0	0	0				0
15. Current (Grand Total)	1	0	2003	50	82	2	0	0
16. Total Inception-to-Date (Grand Total)	45	39	2003	29				7
Primarily 2013 and Later Issue Years								
17. Current (Comprehensive)	0	0	0	0	0	0	0	0
18. Total Inception-to-Date (Comprehensive)	0	0	0	0				0
19. Current (Institutional Only)	0	0	0	0	0	0	0	0
20. Total Inception-to-Date (Institutional Only)	0	0	0	0				0
21. Current (Non-Institutional Only)	0	0	0	0	0	0	0	0
22. Total Inception-to-Date (Non-Institutional Only)	0	0	0	0				0
23. Current (Grand Total)	0	0	0	0	0	0	0	0
24. Total Inception-to-Date (Grand Total)	0	0	0	0				0

CAUTION: The information contained on this page is unaudited and not a complete analysis nor is it an expression of opinion on any insurer. This page may contain inadvertent errors.

2022 LONG-TERM CARE INSURANCE EXPERIENCE REPORTING FORM 2
By COMPANY NAME

Row Description	Premiums Earned	Incurred Claims	Cal Year of Peak Issues	PCT Male Lives Insured	Average Attained Age	NBR of Lives In-Force End of Year	NBR of Terminations	NBR of New Lives Insured
Company Name: Bankers Conseco Life Ins Co		Company Code: 68560						
Primarily 2004 and Prior Issue Years								
1. Current (Comprehensive)	2,784	16,729	1999	35	84	1,521	125	0
2. Total Inception-to-Date (Comprehensive)	155,812	188,565	1992	43				6,325
3. Current (Institutional Only)	3	481	1997	0	0	0	0	0
4. Total Inception-to-Date (Institutional Only)	395	798	1997	36				67
5. Current (Non-Institutional Only)	0	0	0	0	0	0	0	0
6. Total Inception-to-Date (Non-Institutional Only)	0	0	0	0				0
7. Current (Grand Total)	2,787	17,210	1999	35	84	1,521	125	0
8. Total Inception-to-Date (Grand Total)	156,207	189,363	1999	43				6,392
Primarily 2005 to 2012 Issue Years								
9. Current (Comprehensive)	240	475	2010	31	76	107	4	0
10. Total Inception-to-Date (Comprehensive)	6,963	6,576	2010	37				244
11. Current (Institutional Only)	0	0	0	0	0	0	0	0
12. Total Inception-to-Date (Institutional Only)	17	18	2010	0				2
13. Current (Non-Institutional Only)	268	354	2010	23	81	242	20	0
14. Total Inception-to-Date (Non-Institutional Only)	4,676	1,557	2010	33				660
15. Current (Grand Total)	507	829	2010	26	80	349	24	0
16. Total Inception-to-Date (Grand Total)	11,656	8,151	2010	34				906
Primarily 2013 and Later Issue Years								
17. Current (Comprehensive)	3,907	208	2021	41	69	2,836	374	619
18. Total Inception-to-Date (Comprehensive)	56,825	49,856	2021	40				4,496
19. Current (Institutional Only)	100	5	2016	32	74	62	7	5
20. Total Inception-to-Date (Institutional Only)	1,204	961	2016	38				108
21. Current (Non-Institutional Only)	674	517	2012	29	77	503	32	0
22. Total Inception-to-Date (Non-Institutional Only)	8,045	3,687	2012	33				877
23. Current (Grand Total)	4,680	730	2021	39	70	3,401	413	624
24. Total Inception-to-Date (Grand Total)	66,074	54,504	2021	39				5,481

CAUTION: The information contained on this page is unaudited and not a complete analysis nor is it an expression of opinion on any insurer. This page may contain inadvertent errors.

2022 LONG-TERM CARE INSURANCE EXPERIENCE REPORTING FORM 2
By COMPANY NAME

Row Description	Premiums Earned	Incurred Claims	Cal Year of Peak Issues	PCT Male Lives Insured	Average Attained Age	NBR of Lives In-Force End of Year	NBR of Terminations	NBR of New Lives Insured
Company Name: Bankers Fidelity Life Ins Co		Company Code: 61239						
Primarily 2004 and Prior Issue Years								
1. Current (Comprehensive)	0	0	0	0	0	0	0	0
2. Total Inception-to-Date (Comprehensive)	0	0	0	0				0
3. Current (Institutional Only)	0	0	0	0	0	0	0	0
4. Total Inception-to-Date (Institutional Only)	21,615	22,063	1988	24				1,956
5. Current (Non-Institutional Only)	0	0	0	0	0	0	0	0
6. Total Inception-to-Date (Non-Institutional Only)	0	0	0	0				0
7. Current (Grand Total)	0	0	0	0	0	0	0	0
8. Total Inception-to-Date (Grand Total)	21,615	22,063	0	0				1,956
Primarily 2005 to 2012 Issue Years								
9. Current (Comprehensive)	0	0	0	0	0	0	0	0
10. Total Inception-to-Date (Comprehensive)	0	0	0	0				0
11. Current (Institutional Only)	0	0	0	0	0	0	0	0
12. Total Inception-to-Date (Institutional Only)	0	0	0	0				0
13. Current (Non-Institutional Only)	0	0	0	0	0	0	0	0
14. Total Inception-to-Date (Non-Institutional Only)	0	0	0	0				0
15. Current (Grand Total)	0	0	0	0	0	0	0	0
16. Total Inception-to-Date (Grand Total)	0	0	0	0				0
Primarily 2013 and Later Issue Years								
17. Current (Comprehensive)	0	0	0	0	0	0	0	0
18. Total Inception-to-Date (Comprehensive)	0	0	0	0				0
19. Current (Institutional Only)	0	0	0	0	0	0	0	0
20. Total Inception-to-Date (Institutional Only)	0	0	0	0				0
21. Current (Non-Institutional Only)	0	0	0	0	0	0	0	0
22. Total Inception-to-Date (Non-Institutional Only)	0	0	0	0				0
23. Current (Grand Total)	0	0	0	0	0	0	0	0
24. Total Inception-to-Date (Grand Total)	0	0	0	0				0

CAUTION: The information contained on this page is unaudited and not a complete analysis nor is it an expression of opinion on any insurer. This page may contain inadvertent errors.

2022 LONG-TERM CARE INSURANCE EXPERIENCE REPORTING FORM 2
By COMPANY NAME

Row Description	Premiums Earned	Incurred Claims	Cal Year of Peak Issues	PCT Male Lives Insured	Average Attained Age	NBR of Lives In-Force End of Year	NBR of Terminations	NBR of New Lives Insured
Company Name: Bankers Life & Cas Co		Company Code: 61263						
Primarily 2004 and Prior Issue Years								
1. Current (Comprehensive)	109,458	294,614	2002	38	86	43,038	5,172	0
2. Total Inception-to-Date (Comprehensive)	5,678,571	5,139,507	2002	36				142,833
3. Current (Institutional Only)	545	72,403	2002	36	88	9,293	1,437	0
4. Total Inception-to-Date (Institutional Only)	2,180,060	2,149,503	2002	32				52,322
5. Current (Non-Institutional Only)	4,069	9,383	2002	21	90	4,222	901	0
6. Total Inception-to-Date (Non-Institutional Only)	797,403	856,746	2002	29				36,813
7. Current (Grand Total)	114,071	376,399	2002	36	86	56,553	7,510	0
8. Total Inception-to-Date (Grand Total)	8,656,035	8,145,756	2002	30				231,968
Primarily 2005 to 2012 Issue Years								
9. Current (Comprehensive)	75,481	18,457	2005	32	80	35,146	2,370	0
10. Total Inception-to-Date (Comprehensive)	1,942,861	883,435	2004	39				85,673
11. Current (Institutional Only)	6,937	9,366	2004	30	83	4,373	365	0
12. Total Inception-to-Date (Institutional Only)	260,518	139,079	2004	36				11,746
13. Current (Non-Institutional Only)	23,583	-2,371	2009	27	84	19,417	2,190	0
14. Total Inception-to-Date (Non-Institutional Only)	919,694	835,880	2007	34				80,471
15. Current (Grand Total)	106,000	25,452	2005	30	82	58,936	4,925	0
16. Total Inception-to-Date (Grand Total)	3,123,072	1,858,394	2005	36				177,890
Primarily 2013 and Later Issue Years								
17. Current (Comprehensive)	90,171	19,006	2021	43	68	54,326	5,700	7,771
18. Total Inception-to-Date (Comprehensive)	547,893	93,667	2021	42				82,242
19. Current (Institutional Only)	3,113	44,478	2015	35	74	1,741	163	87
20. Total Inception-to-Date (Institutional Only)	30,490	48,782	2011	35				2,905
21. Current (Non-Institutional Only)	12,018	14,479	2012	28	78	9,356	465	0
22. Total Inception-to-Date (Non-Institutional Only)	141,070	68,155	2011	33				16,355
23. Current (Grand Total)	105,302	77,963	2021	40	70	65,423	6,328	7,858
24. Total Inception-to-Date (Grand Total)	719,453	210,604	2021	40				101,502

CAUTION: The information contained on this page is unaudited and not a complete analysis nor is it an expression of opinion on any insurer. This page may contain inadvertent errors.

2022 LONG-TERM CARE INSURANCE EXPERIENCE REPORTING FORM 2
By COMPANY NAME

Row Description	Premiums Earned	Incurred Claims	Cal Year of Peak Issues	PCT Male Lives Insured	Average Attained Age	NBR of Lives In-Force End of Year	NBR of Terminations	NBR of New Lives Insured
Company Name: BCBS of AL		Company Code: 55433						
Primarily 2004 and Prior Issue Years								
1. Current (Comprehensive)	0	0	0	0	0	0	0	0
2. Total Inception-to-Date (Comprehensive)	0	0	0	0				0
3. Current (Institutional Only)	0	0	0	0	0	0	0	0
4. Total Inception-to-Date (Institutional Only)	0	0	0	0				0
5. Current (Non-Institutional Only)	0	0	0	0	0	0	0	0
6. Total Inception-to-Date (Non-Institutional Only)	0	0	0	0				0
7. Current (Grand Total)	0	0	0	0	0	0	0	0
8. Total Inception-to-Date (Grand Total)	0	0	0	0				0
Primarily 2005 to 2012 Issue Years								
9. Current (Comprehensive)	413	76	2007	40	75	169	7	0
10. Total Inception-to-Date (Comprehensive)	7,600	3,090	2007	40				262
11. Current (Institutional Only)	5	1	2010	0	77	4	1	0
12. Total Inception-to-Date (Institutional Only)	128	319	2005	20				5
13. Current (Non-Institutional Only)	0	0	0	0	0	0	0	0
14. Total Inception-to-Date (Non-Institutional Only)	0	0	0	0				0
15. Current (Grand Total)	418	77	2007	39	75	173	8	0
16. Total Inception-to-Date (Grand Total)	7,728	3,409	2007	40				267
Primarily 2013 and Later Issue Years								
17. Current (Comprehensive)	0	0	0	0	0	0	0	0
18. Total Inception-to-Date (Comprehensive)	0	0	0	0				0
19. Current (Institutional Only)	0	0	0	0	0	0	0	0
20. Total Inception-to-Date (Institutional Only)	0	0	0	0				0
21. Current (Non-Institutional Only)	0	0	0	0	0	0	0	0
22. Total Inception-to-Date (Non-Institutional Only)	0	0	0	0				0
23. Current (Grand Total)	0	0	0	0	0	0	0	0
24. Total Inception-to-Date (Grand Total)	0	0	0	0				0

CAUTION: The information contained on this page is unaudited and not a complete analysis nor is it an expression of opinion on any insurer. This page may contain inadvertent errors.

2022 LONG-TERM CARE INSURANCE EXPERIENCE REPORTING FORM 2
By COMPANY NAME

Row Description	Premiums Earned	Incurred Claims	Cal Year of Peak Issues	PCT Male Lives Insured	Average Attained Age	NBR of Lives In-Force End of Year	NBR of Terminations	NBR of New Lives Insured
Company Name: BCBS Of FL		Company Code: 98167						
Primarily 2004 and Prior Issue Years								
1. Current (Comprehensive)	1,814	5,293	2000	36	79	952	79	0
2. Total Inception-to-Date (Comprehensive)	37,656	67,897	2000	38				4,858
3. Current (Institutional Only)	5	-14	1995	40	90	15	6	0
4. Total Inception-to-Date (Institutional Only)	182	208	1995	49				110
5. Current (Non-Institutional Only)	112	154	1998	28	86	87	16	0
6. Total Inception-to-Date (Non-Institutional Only)	5,839	11,395	1997	31				514
7. Current (Grand Total)	1,931	5,433	2000	35	80	1,054	101	0
8. Total Inception-to-Date (Grand Total)	43,677	79,500	2000	37				5,482
Primarily 2005 to 2012 Issue Years								
9. Current (Comprehensive)	9,955	8,059	2005	39	72	3,774	195	0
10. Total Inception-to-Date (Comprehensive)	166,810	81,743	2005	40				12,265
11. Current (Institutional Only)	0	0	0	0	0	0	0	0
12. Total Inception-to-Date (Institutional Only)	0	0	0	0				0
13. Current (Non-Institutional Only)	0	0	0	0	0	0	0	0
14. Total Inception-to-Date (Non-Institutional Only)	0	0	0	0				0
15. Current (Grand Total)	9,955	8,059	2005	39	72	3,774	195	0
16. Total Inception-to-Date (Grand Total)	166,810	81,743	2005	40				12,265
Primarily 2013 and Later Issue Years								
17. Current (Comprehensive)	0	0	0	0	0	0	0	0
18. Total Inception-to-Date (Comprehensive)	0	0	0	0				0
19. Current (Institutional Only)	0	0	0	0	0	0	0	0
20. Total Inception-to-Date (Institutional Only)	0	0	0	0				0
21. Current (Non-Institutional Only)	0	0	0	0	0	0	0	0
22. Total Inception-to-Date (Non-Institutional Only)	0	0	0	0				0
23. Current (Grand Total)	0	0	0	0	0	0	0	0
24. Total Inception-to-Date (Grand Total)	0	0	0	0				0

CAUTION: The information contained on this page is unaudited and not a complete analysis nor is it an expression of opinion on any insurer. This page may contain inadvertent errors.

2022 LONG-TERM CARE INSURANCE EXPERIENCE REPORTING FORM 2
By COMPANY NAME

Row Description	Premiums Earned	Incurred Claims	Cal Year of Peak Issues	PCT Male Lives Insured	Average Attained Age	NBR of Lives In-Force End of Year	NBR of Terminations	NBR of New Lives Insured
Company Name: BCBS of KC		Company Code: 47171						
Primarily 2004 and Prior Issue Years								
1. Current (Comprehensive)	528	1,502	2001	39	79	406	18	0
2. Total Inception-to-Date (Comprehensive)	16,674	12,288	2001	43				780
3. Current (Institutional Only)	27	147	2002	15	81	20	3	0
4. Total Inception-to-Date (Institutional Only)	837	917	2002	30				57
5. Current (Non-Institutional Only)	0	0	0	0	0	0	0	0
6. Total Inception-to-Date (Non-Institutional Only)	0	0	0	0				0
7. Current (Grand Total)	555	1,649	2001	38	79	426	21	0
8. Total Inception-to-Date (Grand Total)	17,511	13,205	2001	43				837
Primarily 2005 to 2012 Issue Years								
9. Current (Comprehensive)	286	995	2006	43	75	213	10	0
10. Total Inception-to-Date (Comprehensive)	5,487	2,071	2006	47				303
11. Current (Institutional Only)	0	0	0	0	0	0	0	0
12. Total Inception-to-Date (Institutional Only)	0	0	0	0				0
13. Current (Non-Institutional Only)	0	0	0	0	0	0	0	0
14. Total Inception-to-Date (Non-Institutional Only)	0	0	0	0				0
15. Current (Grand Total)	286	995	2006	43	75	213	10	0
16. Total Inception-to-Date (Grand Total)	5,487	2,071	2006	47				303
Primarily 2013 and Later Issue Years								
17. Current (Comprehensive)	0	0	0	0	0	0	0	0
18. Total Inception-to-Date (Comprehensive)	0	0	0	0				0
19. Current (Institutional Only)	0	0	0	0	0	0	0	0
20. Total Inception-to-Date (Institutional Only)	0	0	0	0				0
21. Current (Non-Institutional Only)	0	0	0	0	0	0	0	0
22. Total Inception-to-Date (Non-Institutional Only)	0	0	0	0				0
23. Current (Grand Total)	0	0	0	0	0	0	0	0
24. Total Inception-to-Date (Grand Total)	0	0	0	0				0

CAUTION: The information contained on this page is unaudited and not a complete analysis nor is it an expression of opinion on any insurer. This page may contain inadvertent errors.

2022 LONG-TERM CARE INSURANCE EXPERIENCE REPORTING FORM 2
By COMPANY NAME

Row Description	Premiums Earned	Incurred Claims	Cal Year of Peak Issues	PCT Male Lives Insured	Average Attained Age	NBR of Lives In-Force End of Year	NBR of Terminations	NBR of New Lives Insured
Company Name: BCBS Of KS Inc		Company Code: 70729						
Primarily 2004 and Prior Issue Years								
1. Current (Comprehensive)	966	1,431	2003	0	81	562	38	0
2. Total Inception-to-Date (Comprehensive)	26,242	21,165	2003	0				1,326
3. Current (Institutional Only)	1,466	3,870	2001	0	82	839	66	0
4. Total Inception-to-Date (Institutional Only)	37,799	36,436	2001	0				2,102
5. Current (Non-Institutional Only)	3	84	2004	0	90	1	0	0
6. Total Inception-to-Date (Non-Institutional Only)	291	104	1999	0				6
7. Current (Grand Total)	2,435	5,385	2001	0	82	1,402	104	0
8. Total Inception-to-Date (Grand Total)	64,332	57,705	2001	0				3,434
Primarily 2005 to 2012 Issue Years								
9. Current (Comprehensive)	929	667	2005	0	77	497	7	0
10. Total Inception-to-Date (Comprehensive)	12,798	6,048	2005	0				808
11. Current (Institutional Only)	102	266	2005	0	78	71	5	0
12. Total Inception-to-Date (Institutional Only)	4,156	7,071	2005	0				128
13. Current (Non-Institutional Only)	3	-3	2005	1	80	8	0	0
14. Total Inception-to-Date (Non-Institutional Only)	211	24	2005	1				13
15. Current (Grand Total)	1,034	930	2005	0	78	576	12	0
16. Total Inception-to-Date (Grand Total)	17,165	13,143	2005	0				949
Primarily 2013 and Later Issue Years								
17. Current (Comprehensive)	0	0	0	0	0	0	0	0
18. Total Inception-to-Date (Comprehensive)	0	0	0	0				0
19. Current (Institutional Only)	0	0	0	0	0	0	0	0
20. Total Inception-to-Date (Institutional Only)	0	0	0	0				0
21. Current (Non-Institutional Only)	0	0	0	0	0	0	0	0
22. Total Inception-to-Date (Non-Institutional Only)	0	0	0	0				0
23. Current (Grand Total)	0	0	0	0	0	0	0	0
24. Total Inception-to-Date (Grand Total)	0	0	0	0				0

CAUTION: The information contained on this page is unaudited and not a complete analysis nor is it an expression of opinion on any insurer. This page may contain inadvertent errors.

2022 LONG-TERM CARE INSURANCE EXPERIENCE REPORTING FORM 2
By COMPANY NAME

Row Description	Premiums Earned	Incurred Claims	Cal Year of Peak Issues	PCT Male Lives Insured	Average Attained Age	NBR of Lives In-Force End of Year	NBR of Terminations	NBR of New Lives Insured
Company Name: BCBS of NC Inc		Company Code: 54631						
Primarily 2004 and Prior Issue Years								
1. Current (Comprehensive)	393	409	2001	30	82	210	17	0
2. Total Inception-to-Date (Comprehensive)	22,337	10,508	2001	36				603
3. Current (Institutional Only)	13	181	1999	29	84	7	0	0
4. Total Inception-to-Date (Institutional Only)	1,004	365	2002	37				35
5. Current (Non-Institutional Only)	8	-128	2000	67	82	3	2	0
6. Total Inception-to-Date (Non-Institutional Only)	689	427	2001	26				23
7. Current (Grand Total)	414	462	2001	31	82	220	19	0
8. Total Inception-to-Date (Grand Total)	24,030	11,300	2001	36				661
Primarily 2005 to 2012 Issue Years								
9. Current (Comprehensive)	448	1,127	2004	36	78	199	12	0
10. Total Inception-to-Date (Comprehensive)	9,173	5,723	2003	40				394
11. Current (Institutional Only)	7	6	2004	0	84	6	1	0
12. Total Inception-to-Date (Institutional Only)	253	260	2004	20				15
13. Current (Non-Institutional Only)	8	138	2003	50	82	10	2	0
14. Total Inception-to-Date (Non-Institutional Only)	329	294	2003	45				33
15. Current (Grand Total)	463	1,271	2004	36	78	215	15	0
16. Total Inception-to-Date (Grand Total)	9,755	6,277	2003	40				442
Primarily 2013 and Later Issue Years								
17. Current (Comprehensive)	0	0	0	0	0	0	0	0
18. Total Inception-to-Date (Comprehensive)	0	0	0	0				0
19. Current (Institutional Only)	0	0	0	0	0	0	0	0
20. Total Inception-to-Date (Institutional Only)	0	0	0	0				0
21. Current (Non-Institutional Only)	0	0	0	0	0	0	0	0
22. Total Inception-to-Date (Non-Institutional Only)	0	0	0	0				0
23. Current (Grand Total)	0	0	0	0	0	0	0	0
24. Total Inception-to-Date (Grand Total)	0	0	0	0				0

CAUTION: The information contained on this page is unaudited and not a complete analysis nor is it an expression of opinion on any insurer. This page may contain inadvertent errors.

2022 LONG-TERM CARE INSURANCE EXPERIENCE REPORTING FORM 2
By COMPANY NAME

Row Description	Premiums Earned	Incurred Claims	Cal Year of Peak Issues	PCT Male Lives Insured	Average Attained Age	NBR of Lives In-Force End of Year	NBR of Terminations	NBR of New Lives Insured
Company Name: BCBS of NC Senior Hlth		Company Code: 15999						
Primarily 2004 and Prior Issue Years								
1. Current (Comprehensive)	0	0	0	0	0	0	0	0
2. Total Inception-to-Date (Comprehensive)	0	0	0	0				0
3. Current (Institutional Only)	0	0	0	0	0	0	0	0
4. Total Inception-to-Date (Institutional Only)	0	0	0	0				0
5. Current (Non-Institutional Only)	0	0	0	0	0	0	0	0
6. Total Inception-to-Date (Non-Institutional Only)	0	0	0	0				0
7. Current (Grand Total)	0	0	0	0	0	0	0	0
8. Total Inception-to-Date (Grand Total)	0	0	0	0				0
Primarily 2005 to 2012 Issue Years								
9. Current (Comprehensive)	0	0	0	0	0	0	0	0
10. Total Inception-to-Date (Comprehensive)	0	0	0	0				0
11. Current (Institutional Only)	0	0	0	0	0	0	0	0
12. Total Inception-to-Date (Institutional Only)	0	0	0	0				0
13. Current (Non-Institutional Only)	0	0	0	0	0	0	0	0
14. Total Inception-to-Date (Non-Institutional Only)	0	0	0	0				0
15. Current (Grand Total)	0	0	0	0	0	0	0	0
16. Total Inception-to-Date (Grand Total)	0	0	0	0				0
Primarily 2013 and Later Issue Years								
17. Current (Comprehensive)	0	0	0	0	0	0	0	0
18. Total Inception-to-Date (Comprehensive)	0	0	0	0				0
19. Current (Institutional Only)	0	0	0	0	0	0	0	0
20. Total Inception-to-Date (Institutional Only)	0	0	0	0				0
21. Current (Non-Institutional Only)	0	0	0	0	0	0	0	0
22. Total Inception-to-Date (Non-Institutional Only)	0	0	0	0				0
23. Current (Grand Total)	0	0	0	0	0	0	0	0
24. Total Inception-to-Date (Grand Total)	0	0	0	0				0

CAUTION: The information contained on this page is unaudited and not a complete analysis nor is it an expression of opinion on any insurer. This page may contain inadvertent errors.

2022 LONG-TERM CARE INSURANCE EXPERIENCE REPORTING FORM 2
By COMPANY NAME

Row Description	Premiums Earned	Incurred Claims	Cal Year of Peak Issues	PCT Male Lives Insured	Average Attained Age	NBR of Lives In-Force End of Year	NBR of Terminations	NBR of New Lives Insured
Company Name: BCBS of ND		Company Code: 55891						
Primarily 2004 and Prior Issue Years								
1. Current (Comprehensive)	-418	614	2004	43	76	299	38	0
2. Total Inception-to-Date (Comprehensive)	9,320	4,699	2002	45				485
3. Current (Institutional Only)	132	581	2004	40	78	144	9	0
4. Total Inception-to-Date (Institutional Only)	5,786	1,786	2003	42				261
5. Current (Non-Institutional Only)	0	1	2002	25	87	4	0	0
6. Total Inception-to-Date (Non-Institutional Only)	97	0	2002	40				10
7. Current (Grand Total)	-286	1,196	2004	42	77	447	47	0
8. Total Inception-to-Date (Grand Total)	15,203	6,485	2004	42				756
Primarily 2005 to 2012 Issue Years								
9. Current (Comprehensive)	24	1,082	2006	46	70	228	21	0
10. Total Inception-to-Date (Comprehensive)	9,542	5,572	2006	39				474
11. Current (Institutional Only)	-49	7	2006	49	74	47	4	0
12. Total Inception-to-Date (Institutional Only)	1,360	2,407	2006	49				65
13. Current (Non-Institutional Only)	3	0	2005	0	71	1	0	0
14. Total Inception-to-Date (Non-Institutional Only)	22	77	2005	0				2
15. Current (Grand Total)	-22	1,089	2006	46	71	276	25	0
16. Total Inception-to-Date (Grand Total)	10,924	8,056	2006	41				541
Primarily 2013 and Later Issue Years								
17. Current (Comprehensive)	0	0	0	0	0	0	0	0
18. Total Inception-to-Date (Comprehensive)	0	0	0	0				0
19. Current (Institutional Only)	0	0	0	0	0	0	0	0
20. Total Inception-to-Date (Institutional Only)	0	0	0	0				0
21. Current (Non-Institutional Only)	0	0	0	0	0	0	0	0
22. Total Inception-to-Date (Non-Institutional Only)	0	0	0	0				0
23. Current (Grand Total)	0	0	0	0	0	0	0	0
24. Total Inception-to-Date (Grand Total)	0	0	0	0				0

CAUTION: The information contained on this page is unaudited and not a complete analysis nor is it an expression of opinion on any insurer. This page may contain inadvertent errors.

2022 LONG-TERM CARE INSURANCE EXPERIENCE REPORTING FORM 2
By COMPANY NAME

Row Description	Premiums Earned	Incurred Claims	Cal Year of Peak Issues	PCT Male Lives Insured	Average Attained Age	NBR of Lives In-Force End of Year	NBR of Terminations	NBR of New Lives Insured
Company Name: BCBS Of NE		Company Code: 77780						
Primarily 2004 and Prior Issue Years								
1. Current (Comprehensive)	2,374	4,181	2000	39	80	855	48	0
2. Total Inception-to-Date (Comprehensive)	43,097	55,249	2000	43				1,850
3. Current (Institutional Only)	518	769	2002	34	82	220	19	0
4. Total Inception-to-Date (Institutional Only)	10,279	18,175	2000	42				589
5. Current (Non-Institutional Only)	0	0	0	0	0	0	0	0
6. Total Inception-to-Date (Non-Institutional Only)	0	0	0	0				0
7. Current (Grand Total)	2,892	4,950	2002	38	81	1,075	67	0
8. Total Inception-to-Date (Grand Total)	53,376	73,424	2000	43				2,439
Primarily 2005 to 2012 Issue Years								
9. Current (Comprehensive)	720	1,340	2003	39	77	223	4	0
10. Total Inception-to-Date (Comprehensive)	8,424	7,962	2003	43				342
11. Current (Institutional Only)	148	511	2003	38	78	50	6	0
12. Total Inception-to-Date (Institutional Only)	1,814	2,873	2003	41				100
13. Current (Non-Institutional Only)	0	0	0	0	0	0	0	0
14. Total Inception-to-Date (Non-Institutional Only)	0	0	0	0				0
15. Current (Grand Total)	868	1,851	2023	39	77	273	10	0
16. Total Inception-to-Date (Grand Total)	10,238	10,835	2003	43				442
Primarily 2013 and Later Issue Years								
17. Current (Comprehensive)	0	0	0	0	0	0	0	0
18. Total Inception-to-Date (Comprehensive)	0	0	0	0				0
19. Current (Institutional Only)	0	0	0	0	0	0	0	0
20. Total Inception-to-Date (Institutional Only)	0	0	0	0				0
21. Current (Non-Institutional Only)	0	0	0	0	0	0	0	0
22. Total Inception-to-Date (Non-Institutional Only)	0	0	0	0				0
23. Current (Grand Total)	0	0	0	0	0	0	0	0
24. Total Inception-to-Date (Grand Total)	0	0	0	0				0

CAUTION: The information contained on this page is unaudited and not a complete analysis nor is it an expression of opinion on any insurer. This page may contain inadvertent errors.

2022 LONG-TERM CARE INSURANCE EXPERIENCE REPORTING FORM 2
By COMPANY NAME

Row Description	Premiums Earned	Incurred Claims	Cal Year of Peak Issues	PCT Male Lives Insured	Average Attained Age	NBR of Lives In-Force End of Year	NBR of Terminations	NBR of New Lives Insured
Company Name: BCBS Of SC Inc		Company Code: 38520						
Primarily 2004 and Prior Issue Years								
1. Current (Comprehensive)	100	704	1999	24	85	90	10	0
2. Total Inception-to-Date (Comprehensive)	5,286	7,450	1999	36				266
3. Current (Institutional Only)	0	0	0	0	0	0	0	0
4. Total Inception-to-Date (Institutional Only)	0	0	0	0				0
5. Current (Non-Institutional Only)	0	0	0	0	0	0	0	0
6. Total Inception-to-Date (Non-Institutional Only)	0	0	0	0				0
7. Current (Grand Total)	100	704	1999	24	85	90	10	0
8. Total Inception-to-Date (Grand Total)	5,286	7,450	1999	36				266
Primarily 2005 to 2012 Issue Years								
9. Current (Comprehensive)	328	616	2006	32	65	329	4	0
10. Total Inception-to-Date (Comprehensive)	6,003	1,201	2006	33				576
11. Current (Institutional Only)	0	0	0	0	0	0	0	0
12. Total Inception-to-Date (Institutional Only)	0	0	0	0				0
13. Current (Non-Institutional Only)	0	0	2006	50	91	2	1	0
14. Total Inception-to-Date (Non-Institutional Only)	60	0	2006	25				4
15. Current (Grand Total)	328	616	2006	32	65	331	5	0
16. Total Inception-to-Date (Grand Total)	6,063	1,201	2006	33				580
Primarily 2013 and Later Issue Years								
17. Current (Comprehensive)	0	0	0	0	0	0	0	0
18. Total Inception-to-Date (Comprehensive)	0	0	0	0				0
19. Current (Institutional Only)	0	0	0	0	0	0	0	0
20. Total Inception-to-Date (Institutional Only)	0	0	0	0				0
21. Current (Non-Institutional Only)	0	0	0	0	0	0	0	0
22. Total Inception-to-Date (Non-Institutional Only)	0	0	0	0				0
23. Current (Grand Total)	0	0	0	0	0	0	0	0
24. Total Inception-to-Date (Grand Total)	0	0	0	0				0

CAUTION: The information contained on this page is unaudited and not a complete analysis nor is it an expression of opinion on any insurer. This page may contain inadvertent errors.

2022 LONG-TERM CARE INSURANCE EXPERIENCE REPORTING FORM 2
By COMPANY NAME

Row Description	Premiums Earned	Incurred Claims	Cal Year of Peak Issues	PCT Male Lives Insured	Average Attained Age	NBR of Lives In-Force End of Year	NBR of Terminations	NBR of New Lives Insured
Company Name: BCBS of WI		Company Code: 54003						
Primarily 2004 and Prior Issue Years								
1. Current (Comprehensive)	15	15	1999	17	86	12	0	0
2. Total Inception-to-Date (Comprehensive)	1,114	1,098	2000	42				53
3. Current (Institutional Only)	2	0	2000	50	89	2	0	0
4. Total Inception-to-Date (Institutional Only)	71	2	2000	33				3
5. Current (Non-Institutional Only)	0	0	0	0	0	0	0	0
6. Total Inception-to-Date (Non-Institutional Only)	2	0	2001	100				1
7. Current (Grand Total)	17	15	2000	21	87	14	0	0
8. Total Inception-to-Date (Grand Total)	1,187	1,100	2000	42				57
Primarily 2005 to 2012 Issue Years								
9. Current (Comprehensive)	0	0	0	0	0	0	0	0
10. Total Inception-to-Date (Comprehensive)	0	0	0	0				0
11. Current (Institutional Only)	0	0	0	0	0	0	0	0
12. Total Inception-to-Date (Institutional Only)	0	0	0	0				0
13. Current (Non-Institutional Only)	0	0	0	0	0	0	0	0
14. Total Inception-to-Date (Non-Institutional Only)	0	0	0	0				0
15. Current (Grand Total)	0	0	0	0	0	0	0	0
16. Total Inception-to-Date (Grand Total)	0	0	0	0				0
Primarily 2013 and Later Issue Years								
17. Current (Comprehensive)	0	0	0	0	0	0	0	0
18. Total Inception-to-Date (Comprehensive)	0	0	0	0				0
19. Current (Institutional Only)	0	0	0	0	0	0	0	0
20. Total Inception-to-Date (Institutional Only)	0	0	0	0				0
21. Current (Non-Institutional Only)	0	0	0	0	0	0	0	0
22. Total Inception-to-Date (Non-Institutional Only)	0	0	0	0				0
23. Current (Grand Total)	0	0	0	0	0	0	0	0
24. Total Inception-to-Date (Grand Total)	0	0	0	0				0

CAUTION: The information contained on this page is unaudited and not a complete analysis nor is it an expression of opinion on any insurer. This page may contain inadvertent errors.

2022 LONG-TERM CARE INSURANCE EXPERIENCE REPORTING FORM 2
By COMPANY NAME

Row Description	Premiums Earned	Incurred Claims	Cal Year of Peak Issues	PCT Male Lives Insured	Average Attained Age	NBR of Lives In-Force End of Year	NBR of Terminations	NBR of New Lives Insured
Company Name: BCBSM Inc		Company Code: 55026						
Primarily 2004 and Prior Issue Years								
1. Current (Comprehensive)	5,010	6,280	2000	0	78	2,322	109	0
2. Total Inception-to-Date (Comprehensive)	117,532	120,994	0	0				1,555
3. Current (Institutional Only)	3	48	2004	0	90	5	0	0
4. Total Inception-to-Date (Institutional Only)	24	24	0	0				7
5. Current (Non-Institutional Only)	0	0	0	0	0	0	0	0
6. Total Inception-to-Date (Non-Institutional Only)	0	0	0	0				0
7. Current (Grand Total)	5,013	6,328	0	0	0	2,327	109	0
8. Total Inception-to-Date (Grand Total)	117,556	121,018	0	0				1,562
Primarily 2005 to 2012 Issue Years								
9. Current (Comprehensive)	500	313	2005	0	76	226	2	0
10. Total Inception-to-Date (Comprehensive)	14,427	14,853	0	0				393
11. Current (Institutional Only)	12	0	2005	0	84	7	0	0
12. Total Inception-to-Date (Institutional Only)	102	105	0	0				10
13. Current (Non-Institutional Only)	0	0	0	0	0	0	0	0
14. Total Inception-to-Date (Non-Institutional Only)	0	0	0	0				0
15. Current (Grand Total)	512	313	0	0	0	233	2	0
16. Total Inception-to-Date (Grand Total)	14,529	14,958	0	0				403
Primarily 2013 and Later Issue Years								
17. Current (Comprehensive)	0	0	0	0	0	0	0	0
18. Total Inception-to-Date (Comprehensive)	0	0	0	0				0
19. Current (Institutional Only)	0	0	0	0	0	0	0	0
20. Total Inception-to-Date (Institutional Only)	0	0	0	0				0
21. Current (Non-Institutional Only)	0	0	0	0	0	0	0	0
22. Total Inception-to-Date (Non-Institutional Only)	0	0	0	0				0
23. Current (Grand Total)	0	0	0	0	0	0	0	0
24. Total Inception-to-Date (Grand Total)	0	0	0	0				0

CAUTION: The information contained on this page is unaudited and not a complete analysis nor is it an expression of opinion on any insurer. This page may contain inadvertent errors.

2022 LONG-TERM CARE INSURANCE EXPERIENCE REPORTING FORM 2
By COMPANY NAME

Row Description	Premiums Earned	Incurred Claims	Cal Year of Peak Issues	PCT Male Lives Insured	Average Attained Age	NBR of Lives In-Force End of Year	NBR of Terminations	NBR of New Lives Insured
Company Name: BCS Ins Co		Company Code: 38245						
Primarily 2004 and Prior Issue Years								
1. Current (Comprehensive)	0	0	0	0	0	0	0	0
2. Total Inception-to-Date (Comprehensive)	0	0	0	0				0
3. Current (Institutional Only)	0	0	0	0	0	0	0	0
4. Total Inception-to-Date (Institutional Only)	0	0	0	0				0
5. Current (Non-Institutional Only)	0	0	0	0	0	0	0	0
6. Total Inception-to-Date (Non-Institutional Only)	0	0	0	0				0
7. Current (Grand Total)	0	0	0	0	0	0	0	0
8. Total Inception-to-Date (Grand Total)	0	0	0	0				0
Primarily 2005 to 2012 Issue Years								
9. Current (Comprehensive)	0	0	0	0	0	0	0	0
10. Total Inception-to-Date (Comprehensive)	0	0	0	0				0
11. Current (Institutional Only)	0	0	0	0	0	0	0	0
12. Total Inception-to-Date (Institutional Only)	0	0	0	0				0
13. Current (Non-Institutional Only)	0	0	0	0	0	0	0	0
14. Total Inception-to-Date (Non-Institutional Only)	0	0	0	0				0
15. Current (Grand Total)	0	0	0	0	0	0	0	0
16. Total Inception-to-Date (Grand Total)	0	0	0	0				0
Primarily 2013 and Later Issue Years								
17. Current (Comprehensive)	0	0	0	0	0	0	0	0
18. Total Inception-to-Date (Comprehensive)	0	0	0	0				0
19. Current (Institutional Only)	0	0	0	0	0	0	0	0
20. Total Inception-to-Date (Institutional Only)	0	0	0	0				0
21. Current (Non-Institutional Only)	0	0	0	0	0	0	0	0
22. Total Inception-to-Date (Non-Institutional Only)	0	0	0	0				0
23. Current (Grand Total)	0	0	0	0	0	0	0	0
24. Total Inception-to-Date (Grand Total)	0	0	0	0				0

CAUTION: The information contained on this page is unaudited and not a complete analysis nor is it an expression of opinion on any insurer. This page may contain inadvertent errors.

2022 LONG-TERM CARE INSURANCE EXPERIENCE REPORTING FORM 2
By COMPANY NAME

Row Description	Premiums Earned	Incurred Claims	Cal Year of Peak Issues	PCT Male Lives Insured	Average Attained Age	NBR of Lives In-Force End of Year	NBR of Terminations	NBR of New Lives Insured
Company Name: Berkshire Life Ins Co of Amer		Company Code: 71714						
Primarily 2004 and Prior Issue Years								
1. Current (Comprehensive)	0	0	0	0	0	0	0	0
2. Total Inception-to-Date (Comprehensive)	0	0	0	0				0
3. Current (Institutional Only)	0	0	0	0	0	0	0	0
4. Total Inception-to-Date (Institutional Only)	0	0	0	0				0
5. Current (Non-Institutional Only)	0	0	0	0	0	0	0	0
6. Total Inception-to-Date (Non-Institutional Only)	0	0	0	0				0
7. Current (Grand Total)	0	0	0	0	0	0	0	0
8. Total Inception-to-Date (Grand Total)	0	0	0	0				0
Primarily 2005 to 2012 Issue Years								
9. Current (Comprehensive)	27,295	13,018	2009	46	68	15,652	118	0
10. Total Inception-to-Date (Comprehensive)	776,366	79,445	2009	45				19,015
11. Current (Institutional Only)	0	0	0	0	0	0	0	0
12. Total Inception-to-Date (Institutional Only)	0	0	0	0				0
13. Current (Non-Institutional Only)	0	0	0	0	0	0	0	0
14. Total Inception-to-Date (Non-Institutional Only)	0	0	0	0				0
15. Current (Grand Total)	27,295	13,018	0	0	0	15,652	118	0
16. Total Inception-to-Date (Grand Total)	776,366	79,445	0	0				19,015
Primarily 2013 and Later Issue Years								
17. Current (Comprehensive)	0	0	0	0	0	0	0	0
18. Total Inception-to-Date (Comprehensive)	0	0	0	0				0
19. Current (Institutional Only)	0	0	0	0	0	0	0	0
20. Total Inception-to-Date (Institutional Only)	0	0	0	0				0
21. Current (Non-Institutional Only)	0	0	0	0	0	0	0	0
22. Total Inception-to-Date (Non-Institutional Only)	0	0	0	0				0
23. Current (Grand Total)	0	0	0	0	0	0	0	0
24. Total Inception-to-Date (Grand Total)	0	0	0	0				0

CAUTION: The information contained on this page is unaudited and not a complete analysis nor is it an expression of opinion on any insurer. This page may contain inadvertent errors.

2022 LONG-TERM CARE INSURANCE EXPERIENCE REPORTING FORM 2
By COMPANY NAME

Row Description	Premiums Earned	Incurred Claims	Cal Year of Peak Issues	PCT Male Lives Insured	Average Attained Age	NBR of Lives In-Force End of Year	NBR of Terminations	NBR of New Lives Insured
Company Name: Blue Shield of CA Life & Hlth Ins Co		Company Code: 61557						
Primarily 2004 and Prior Issue Years								
1. Current (Comprehensive)	0	0	0	0	0	0	0	0
2. Total Inception-to-Date (Comprehensive)	0	0	0	0				0
3. Current (Institutional Only)	0	0	0	0	0	0	0	0
4. Total Inception-to-Date (Institutional Only)	0	0	0	0				0
5. Current (Non-Institutional Only)	0	0	0	0	0	0	0	0
6. Total Inception-to-Date (Non-Institutional Only)	0	0	0	0				0
7. Current (Grand Total)	0	0	0	0	0	0	0	0
8. Total Inception-to-Date (Grand Total)	0	0	0	0				0
Primarily 2005 to 2012 Issue Years								
9. Current (Comprehensive)	0	0	0	0	0	0	0	0
10. Total Inception-to-Date (Comprehensive)	0	0	0	0				0
11. Current (Institutional Only)	0	0	0	0	0	0	0	0
12. Total Inception-to-Date (Institutional Only)	0	0	0	0				0
13. Current (Non-Institutional Only)	0	0	0	0	0	0	0	0
14. Total Inception-to-Date (Non-Institutional Only)	0	0	0	0				0
15. Current (Grand Total)	0	0	0	0	0	0	0	0
16. Total Inception-to-Date (Grand Total)	0	0	0	0				0
Primarily 2013 and Later Issue Years								
17. Current (Comprehensive)	0	0	0	0	0	0	0	0
18. Total Inception-to-Date (Comprehensive)	0	0	0	0				0
19. Current (Institutional Only)	0	0	0	0	0	0	0	0
20. Total Inception-to-Date (Institutional Only)	0	0	0	0				0
21. Current (Non-Institutional Only)	0	0	0	0	0	0	0	0
22. Total Inception-to-Date (Non-Institutional Only)	0	0	0	0				0
23. Current (Grand Total)	0	0	0	0	0	0	0	0
24. Total Inception-to-Date (Grand Total)	0	0	0	0				0

CAUTION: The information contained on this page is unaudited and not a complete analysis nor is it an expression of opinion on any insurer. This page may contain inadvertent errors.

2022 LONG-TERM CARE INSURANCE EXPERIENCE REPORTING FORM 2
By COMPANY NAME

Row Description	Premiums Earned	Incurred Claims	Cal Year of Peak Issues	PCT Male Lives Insured	Average Attained Age	NBR of Lives In-Force End of Year	NBR of Terminations	NBR of New Lives Insured
Company Name: Brighthouse Life Ins Co		Company Code: 87726						
Primarily 2004 and Prior Issue Years								
1. Current (Comprehensive)	191,800	649,330	1996	34	85	50,914	4,741	0
2. Total Inception-to-Date (Comprehensive)	6,704,943	8,361,588	1996	41				165,009
3. Current (Institutional Only)	3,304	16,191	1996	32	88	1,234	173	0
4. Total Inception-to-Date (Institutional Only)	199,802	263,197	1996	41				11,054
5. Current (Non-Institutional Only)	0	0	0	0	0	0	0	0
6. Total Inception-to-Date (Non-Institutional Only)	0	0	0	0				0
7. Current (Grand Total)	195,104	665,521	1996	34	85	52,148	4,914	0
8. Total Inception-to-Date (Grand Total)	6,904,745	8,624,785	1996	41				176,063
Primarily 2005 to 2012 Issue Years								
9. Current (Comprehensive)	0	0	0	0	0	0	0	0
10. Total Inception-to-Date (Comprehensive)	0	0	0	0				0
11. Current (Institutional Only)	0	0	0	0	0	0	0	0
12. Total Inception-to-Date (Institutional Only)	0	0	0	0				0
13. Current (Non-Institutional Only)	0	0	0	0	0	0	0	0
14. Total Inception-to-Date (Non-Institutional Only)	0	0	0	0				0
15. Current (Grand Total)	0	0	0	0	0	0	0	0
16. Total Inception-to-Date (Grand Total)	0	0	0	0				0
Primarily 2013 and Later Issue Years								
17. Current (Comprehensive)	0	0	0	0	0	0	0	0
18. Total Inception-to-Date (Comprehensive)	0	0	0	0				0
19. Current (Institutional Only)	0	0	0	0	0	0	0	0
20. Total Inception-to-Date (Institutional Only)	0	0	0	0				0
21. Current (Non-Institutional Only)	0	0	0	0	0	0	0	0
22. Total Inception-to-Date (Non-Institutional Only)	0	0	0	0				0
23. Current (Grand Total)	0	0	0	0	0	0	0	0
24. Total Inception-to-Date (Grand Total)	0	0	0	0				0

CAUTION: The information contained on this page is unaudited and not a complete analysis nor is it an expression of opinion on any insurer. This page may contain inadvertent errors.

2022 LONG-TERM CARE INSURANCE EXPERIENCE REPORTING FORM 2
By COMPANY NAME

Row Description	Premiums Earned	Incurred Claims	Cal Year of Peak Issues	PCT Male Lives Insured	Average Attained Age	NBR of Lives In-Force End of Year	NBR of Terminations	NBR of New Lives Insured
Company Name: Carefirst of MD Inc		Company Code: 47058						
Primarily 2004 and Prior Issue Years								
1. Current (Comprehensive)	25	282	1992	24	88	38	2	0
2. Total Inception-to-Date (Comprehensive)	6,324	6,595	1992	24				508
3. Current (Institutional Only)	0	0	0	0	0	0	0	0
4. Total Inception-to-Date (Institutional Only)	0	0	0	0				0
5. Current (Non-Institutional Only)	0	0	0	0	0	0	0	0
6. Total Inception-to-Date (Non-Institutional Only)	0	0	0	0				0
7. Current (Grand Total)	25	282	1992	24	88	38	2	0
8. Total Inception-to-Date (Grand Total)	6,324	6,595	1992	24				508
Primarily 2005 to 2012 Issue Years								
9. Current (Comprehensive)	0	0	0	0	0	0	0	0
10. Total Inception-to-Date (Comprehensive)	0	0	0	0				0
11. Current (Institutional Only)	0	0	0	0	0	0	0	0
12. Total Inception-to-Date (Institutional Only)	0	0	0	0				0
13. Current (Non-Institutional Only)	0	0	0	0	0	0	0	0
14. Total Inception-to-Date (Non-Institutional Only)	0	0	0	0				0
15. Current (Grand Total)	0	0	0	0	0	0	0	0
16. Total Inception-to-Date (Grand Total)	0	0	0	0				0
Primarily 2013 and Later Issue Years								
17. Current (Comprehensive)	0	0	0	0	0	0	0	0
18. Total Inception-to-Date (Comprehensive)	0	0	0	0				0
19. Current (Institutional Only)	0	0	0	0	0	0	0	0
20. Total Inception-to-Date (Institutional Only)	0	0	0	0				0
21. Current (Non-Institutional Only)	0	0	0	0	0	0	0	0
22. Total Inception-to-Date (Non-Institutional Only)	0	0	0	0				0
23. Current (Grand Total)	0	0	0	0	0	0	0	0
24. Total Inception-to-Date (Grand Total)	0	0	0	0				0

CAUTION: The information contained on this page is unaudited and not a complete analysis nor is it an expression of opinion on any insurer. This page may contain inadvertent errors.

2022 LONG-TERM CARE INSURANCE EXPERIENCE REPORTING FORM 2
By COMPANY NAME

Row Description	Premiums Earned	Incurred Claims	Cal Year of Peak Issues	PCT Male Lives Insured	Average Attained Age	NBR of Lives In-Force End of Year	NBR of Terminations	NBR of New Lives Insured
Company Name: Catholic Financial Life		Company Code: 56030						
Primarily 2004 and Prior Issue Years								
1. Current (Comprehensive)	0	0	0	0	0	0	0	0
2. Total Inception-to-Date (Comprehensive)	0	0	0	0				0
3. Current (Institutional Only)	0	0	0	0	0	0	0	0
4. Total Inception-to-Date (Institutional Only)	0	0	0	0				0
5. Current (Non-Institutional Only)	0	0	0	0	0	0	0	0
6. Total Inception-to-Date (Non-Institutional Only)	0	0	0	0				0
7. Current (Grand Total)	0	0	0	0	0	0	0	0
8. Total Inception-to-Date (Grand Total)	0	0	0	0				0
Primarily 2005 to 2012 Issue Years								
9. Current (Comprehensive)	0	0	0	0	0	0	0	0
10. Total Inception-to-Date (Comprehensive)	0	0	0	0				0
11. Current (Institutional Only)	0	0	0	0	0	0	0	0
12. Total Inception-to-Date (Institutional Only)	0	0	0	0				0
13. Current (Non-Institutional Only)	0	0	0	0	0	0	0	0
14. Total Inception-to-Date (Non-Institutional Only)	0	0	0	0				0
15. Current (Grand Total)	0	0	0	0	0	0	0	0
16. Total Inception-to-Date (Grand Total)	0	0	0	0				0
Primarily 2013 and Later Issue Years								
17. Current (Comprehensive)	0	0	0	0	0	0	0	0
18. Total Inception-to-Date (Comprehensive)	0	0	0	0				0
19. Current (Institutional Only)	0	0	0	0	0	0	0	0
20. Total Inception-to-Date (Institutional Only)	0	0	0	0				0
21. Current (Non-Institutional Only)	0	0	0	0	0	0	0	0
22. Total Inception-to-Date (Non-Institutional Only)	0	0	0	0				0
23. Current (Grand Total)	0	0	0	0	0	0	0	0
24. Total Inception-to-Date (Grand Total)	0	0	0	0				0

CAUTION: The information contained on this page is unaudited and not a complete analysis nor is it an expression of opinion on any insurer. This page may contain inadvertent errors.

2022 LONG-TERM CARE INSURANCE EXPERIENCE REPORTING FORM 2
By COMPANY NAME

Row Description	Premiums Earned	Incurred Claims	Cal Year of Peak Issues	PCT Male Lives Insured	Average Attained Age	NBR of Lives In-Force End of Year	NBR of Terminations	NBR of New Lives Insured
Company Name: Catholic Order Of Foresters		Company Code: 57487						
Primarily 2004 and Prior Issue Years								
1. Current (Comprehensive)	1,283	1,636	2002	0	78	598	22	0
2. Total Inception-to-Date (Comprehensive)	20,998	11,243	2002	0				854
3. Current (Institutional Only)	27	86	2000	0	81	18	3	0
4. Total Inception-to-Date (Institutional Only)	763	919	2000	0				40
5. Current (Non-Institutional Only)	0	0	0	0	0	0	0	0
6. Total Inception-to-Date (Non-Institutional Only)	0	0	0	0				0
7. Current (Grand Total)	1,310	1,722	2002	1	159	616	25	0
8. Total Inception-to-Date (Grand Total)	21,761	12,162	2002	1				894
Primarily 2005 to 2012 Issue Years								
9. Current (Comprehensive)	282	-188	2004	0	76	114	3	0
10. Total Inception-to-Date (Comprehensive)	4,879	1,273	2004	0				157
11. Current (Institutional Only)	0	0	0	0	0	0	0	0
12. Total Inception-to-Date (Institutional Only)	0	0	0	0				0
13. Current (Non-Institutional Only)	0	0	0	0	0	0	0	0
14. Total Inception-to-Date (Non-Institutional Only)	0	0	0	0				0
15. Current (Grand Total)	282	-188	2004	0	76	114	3	0
16. Total Inception-to-Date (Grand Total)	4,879	1,273	2004	0				157
Primarily 2013 and Later Issue Years								
17. Current (Comprehensive)	0	0	0	0	0	0	0	0
18. Total Inception-to-Date (Comprehensive)	0	0	0	0				0
19. Current (Institutional Only)	0	0	0	0	0	0	0	0
20. Total Inception-to-Date (Institutional Only)	0	0	0	0				0
21. Current (Non-Institutional Only)	0	0	0	0	0	0	0	0
22. Total Inception-to-Date (Non-Institutional Only)	0	0	0	0				0
23. Current (Grand Total)	0	0	0	0	0	0	0	0
24. Total Inception-to-Date (Grand Total)	0	0	0	0				0

CAUTION: The information contained on this page is unaudited and not a complete analysis nor is it an expression of opinion on any insurer. This page may contain inadvertent errors.

2022 LONG-TERM CARE INSURANCE EXPERIENCE REPORTING FORM 2
By COMPANY NAME

Row Description	Premiums Earned	Incurred Claims	Cal Year of Peak Issues	PCT Male Lives Insured	Average Attained Age	NBR of Lives In-Force End of Year	NBR of Terminations	NBR of New Lives Insured
Company Name: Central States H & L Co Of Omaha		Company Code: 61751						
Primarily 2004 and Prior Issue Years								
1. Current (Comprehensive)	252	1,083	1997	0	86	171	19	0
2. Total Inception-to-Date (Comprehensive)	29,892	28,299	1988	0				1,401
3. Current (Institutional Only)	549	1,946	2000	0	83	377	42	0
4. Total Inception-to-Date (Institutional Only)	42,216	40,112	1998	0				2,083
5. Current (Non-Institutional Only)	0	0	0	0	0	0	0	0
6. Total Inception-to-Date (Non-Institutional Only)	0	0	0	0				0
7. Current (Grand Total)	801	3,029	1998	0	84	548	61	0
8. Total Inception-to-Date (Grand Total)	72,108	68,412	1988	0				3,484
Primarily 2005 to 2012 Issue Years								
9. Current (Comprehensive)	0	0	0	0	0	0	0	0
10. Total Inception-to-Date (Comprehensive)	0	0	0	0				0
11. Current (Institutional Only)	0	0	0	0	0	0	0	0
12. Total Inception-to-Date (Institutional Only)	0	0	0	0				0
13. Current (Non-Institutional Only)	0	0	0	0	0	0	0	0
14. Total Inception-to-Date (Non-Institutional Only)	0	0	0	0				0
15. Current (Grand Total)	0	0	0	0	0	0	0	0
16. Total Inception-to-Date (Grand Total)	0	0	0	0				0
Primarily 2013 and Later Issue Years								
17. Current (Comprehensive)	0	0	0	0	0	0	0	0
18. Total Inception-to-Date (Comprehensive)	0	0	0	0				0
19. Current (Institutional Only)	0	0	0	0	0	0	0	0
20. Total Inception-to-Date (Institutional Only)	0	0	0	0				0
21. Current (Non-Institutional Only)	0	0	0	0	0	0	0	0
22. Total Inception-to-Date (Non-Institutional Only)	0	0	0	0				0
23. Current (Grand Total)	0	0	0	0	0	0	0	0
24. Total Inception-to-Date (Grand Total)	0	0	0	0				0

CAUTION: The information contained on this page is unaudited and not a complete analysis nor is it an expression of opinion on any insurer. This page may contain inadvertent errors.

2022 LONG-TERM CARE INSURANCE EXPERIENCE REPORTING FORM 2
By COMPANY NAME

Row Description	Premiums Earned	Incurred Claims	Cal Year of Peak Issues	PCT Male Lives Insured	Average Attained Age	NBR of Lives In-Force End of Year	NBR of Terminations	NBR of New Lives Insured
Company Name: Christian Fidelity Life Ins Co		Company Code: 61859						
Primarily 2004 and Prior Issue Years								
1. Current (Comprehensive)	288	431	1995	21	89	84	10	0
2. Total Inception-to-Date (Comprehensive)	21,392	29,087	1995	32				0
3. Current (Institutional Only)	0	0	0	0	0	0	0	0
4. Total Inception-to-Date (Institutional Only)	0	0	0	0				0
5. Current (Non-Institutional Only)	0	0	0	0	0	0	0	0
6. Total Inception-to-Date (Non-Institutional Only)	0	0	0	0				0
7. Current (Grand Total)	288	431	1995	21	89	84	10	0
8. Total Inception-to-Date (Grand Total)	21,392	29,087	1995	32				0
Primarily 2005 to 2012 Issue Years								
9. Current (Comprehensive)	0	0	0	0	0	0	0	0
10. Total Inception-to-Date (Comprehensive)	0	0	0	0				0
11. Current (Institutional Only)	0	0	0	0	0	0	0	0
12. Total Inception-to-Date (Institutional Only)	0	0	0	0				0
13. Current (Non-Institutional Only)	0	0	0	0	0	0	0	0
14. Total Inception-to-Date (Non-Institutional Only)	0	0	0	0				0
15. Current (Grand Total)	0	0	0	0	0	0	0	0
16. Total Inception-to-Date (Grand Total)	0	0	0	0				0
Primarily 2013 and Later Issue Years								
17. Current (Comprehensive)	0	0	0	0	0	0	0	0
18. Total Inception-to-Date (Comprehensive)	0	0	0	0				0
19. Current (Institutional Only)	0	0	0	0	0	0	0	0
20. Total Inception-to-Date (Institutional Only)	0	0	0	0				0
21. Current (Non-Institutional Only)	0	0	0	0	0	0	0	0
22. Total Inception-to-Date (Non-Institutional Only)	0	0	0	0				0
23. Current (Grand Total)	0	0	0	0	0	0	0	0
24. Total Inception-to-Date (Grand Total)	0	0	0	0				0

CAUTION: The information contained on this page is unaudited and not a complete analysis nor is it an expression of opinion on any insurer. This page may contain inadvertent errors.

2022 LONG-TERM CARE INSURANCE EXPERIENCE REPORTING FORM 2
By COMPANY NAME

Row Description	Premiums Earned	Incurred Claims	Cal Year of Peak Issues	PCT Male Lives Insured	Average Attained Age	NBR of Lives In-Force End of Year	NBR of Terminations	NBR of New Lives Insured
Company Name: Chubb Ins Co of PR		Company Code: 30953						
Primarily 2004 and Prior Issue Years								
1. Current (Comprehensive)	0	0	0	0	0	0	0	0
2. Total Inception-to-Date (Comprehensive)	0	0	0	0				0
3. Current (Institutional Only)	0	0	0	0	0	0	0	0
4. Total Inception-to-Date (Institutional Only)	0	0	0	0				0
5. Current (Non-Institutional Only)	0	0	0	0	0	0	0	0
6. Total Inception-to-Date (Non-Institutional Only)	0	0	0	0				0
7. Current (Grand Total)	0	0	0	0	0	0	0	0
8. Total Inception-to-Date (Grand Total)	0	0	0	0				0
Primarily 2005 to 2012 Issue Years								
9. Current (Comprehensive)	0	0	0	0	0	0	0	0
10. Total Inception-to-Date (Comprehensive)	0	0	0	0				0
11. Current (Institutional Only)	0	0	0	0	0	0	0	0
12. Total Inception-to-Date (Institutional Only)	0	0	0	0				0
13. Current (Non-Institutional Only)	0	0	0	0	0	0	0	0
14. Total Inception-to-Date (Non-Institutional Only)	0	0	0	0				0
15. Current (Grand Total)	0	0	0	0	0	0	0	0
16. Total Inception-to-Date (Grand Total)	0	0	0	0				0
Primarily 2013 and Later Issue Years								
17. Current (Comprehensive)	0	0	0	0	0	0	0	0
18. Total Inception-to-Date (Comprehensive)	0	0	0	0				0
19. Current (Institutional Only)	0	0	0	0	0	0	0	0
20. Total Inception-to-Date (Institutional Only)	0	0	0	0				0
21. Current (Non-Institutional Only)	0	0	0	0	0	0	0	0
22. Total Inception-to-Date (Non-Institutional Only)	0	0	0	0				0
23. Current (Grand Total)	0	0	0	0	0	0	0	0
24. Total Inception-to-Date (Grand Total)	0	0	0	0				0

CAUTION: The information contained on this page is unaudited and not a complete analysis nor is it an expression of opinion on any insurer. This page may contain inadvertent errors.

2022 LONG-TERM CARE INSURANCE EXPERIENCE REPORTING FORM 2
By COMPANY NAME

Row Description	Premiums Earned	Incurred Claims	Cal Year of Peak Issues	PCT Male Lives Insured	Average Attained Age	NBR of Lives In-Force End of Year	NBR of Terminations	NBR of New Lives Insured
Company Name: CMFG Life Ins Co		Company Code: 62626						
Primarily 2004 and Prior Issue Years								
1. Current (Comprehensive)	0	0	0	0	0	0	0	0
2. Total Inception-to-Date (Comprehensive)	0	0	0	0				0
3. Current (Institutional Only)	0	0	0	0	0	0	0	0
4. Total Inception-to-Date (Institutional Only)	0	0	0	0				0
5. Current (Non-Institutional Only)	1,687,557	4,548,076	1999	40	66	1,323	54	0
6. Total Inception-to-Date (Non-Institutional Only)	1,731,791	49,651,622	1999	35				2,461
7. Current (Grand Total)	1,687,557	4,548,076	0	0	0	1,323	54	0
8. Total Inception-to-Date (Grand Total)	1,731,791	49,651,622	0	0				2,461
Primarily 2005 to 2012 Issue Years								
9. Current (Comprehensive)	37,775,435	25,991,089	2008	41	73	16,965	391	0
10. Total Inception-to-Date (Comprehensive)	38,243,212	173,535,584	2008	42				25,727
11. Current (Institutional Only)	15,765,723	17,054,649	2006	35	78	7,541	145	0
12. Total Inception-to-Date (Institutional Only)	16,002,285	95,437,071	2006	42				11,663
13. Current (Non-Institutional Only)	0	0	0	0	0	0	0	0
14. Total Inception-to-Date (Non-Institutional Only)	0	0	0	0				0
15. Current (Grand Total)	53,541,158	43,045,738	2007	40	73	24,506	536	0
16. Total Inception-to-Date (Grand Total)	54,245,497	268,972,655	2007	42				37,390
Primarily 2013 and Later Issue Years								
17. Current (Comprehensive)	0	0	0	0	0	0	0	0
18. Total Inception-to-Date (Comprehensive)	0	0	0	0				0
19. Current (Institutional Only)	0	0	0	0	0	0	0	0
20. Total Inception-to-Date (Institutional Only)	0	0	0	0				0
21. Current (Non-Institutional Only)	0	0	0	0	0	0	0	0
22. Total Inception-to-Date (Non-Institutional Only)	0	0	0	0				0
23. Current (Grand Total)	0	0	0	0	0	0	0	0
24. Total Inception-to-Date (Grand Total)	0	0	0	0				0

CAUTION: The information contained on this page is unaudited and not a complete analysis nor is it an expression of opinion on any insurer. This page may contain inadvertent errors.

2022 LONG-TERM CARE INSURANCE EXPERIENCE REPORTING FORM 2
By COMPANY NAME

Row Description	Premiums Earned	Incurred Claims	Cal Year of Peak Issues	PCT Male Lives Insured	Average Attained Age	NBR of Lives In-Force End of Year	NBR of Terminations	NBR of New Lives Insured
Company Name: Colonial Life & Accident Ins Co		Company Code: 62049						
Primarily 2004 and Prior Issue Years								
1. Current (Comprehensive)	7	0	1995	24	69	21	4	0
2. Total Inception-to-Date (Comprehensive)	461	181	1994	43				203
3. Current (Institutional Only)	0	0	0	0	0	0	0	0
4. Total Inception-to-Date (Institutional Only)	0	0	0	0				0
5. Current (Non-Institutional Only)	0	0	0	0	0	0	0	0
6. Total Inception-to-Date (Non-Institutional Only)	0	0	0	0				0
7. Current (Grand Total)	7	0	1995	0	69	21	4	0
8. Total Inception-to-Date (Grand Total)	461	181	1994	0				203
Primarily 2005 to 2012 Issue Years								
9. Current (Comprehensive)	0	0	0	0	0	0	0	0
10. Total Inception-to-Date (Comprehensive)	0	0	0	0				0
11. Current (Institutional Only)	0	0	0	0	0	0	0	0
12. Total Inception-to-Date (Institutional Only)	0	0	0	0				0
13. Current (Non-Institutional Only)	0	0	0	0	0	0	0	0
14. Total Inception-to-Date (Non-Institutional Only)	0	0	0	0				0
15. Current (Grand Total)	0	0	0	0	0	0	0	0
16. Total Inception-to-Date (Grand Total)	0	0	0	0				0
Primarily 2013 and Later Issue Years								
17. Current (Comprehensive)	0	0	0	0	0	0	0	0
18. Total Inception-to-Date (Comprehensive)	0	0	0	0				0
19. Current (Institutional Only)	0	0	0	0	0	0	0	0
20. Total Inception-to-Date (Institutional Only)	0	0	0	0				0
21. Current (Non-Institutional Only)	0	0	0	0	0	0	0	0
22. Total Inception-to-Date (Non-Institutional Only)	0	0	0	0				0
23. Current (Grand Total)	0	0	0	0	0	0	0	0
24. Total Inception-to-Date (Grand Total)	0	0	0	0				0

CAUTION: The information contained on this page is unaudited and not a complete analysis nor is it an expression of opinion on any insurer. This page may contain inadvertent errors.

2022 LONG-TERM CARE INSURANCE EXPERIENCE REPORTING FORM 2
By COMPANY NAME

Row Description	Premiums Earned	Incurred Claims	Cal Year of Peak Issues	PCT Male Lives Insured	Average Attained Age	NBR of Lives In-Force End of Year	NBR of Terminations	NBR of New Lives Insured
Company Name: Colonial Penn Life Ins Co		Company Code: 62065						
Primarily 2004 and Prior Issue Years								
1. Current (Comprehensive)	13	34	1989	14	94	22	6	0
2. Total Inception-to-Date (Comprehensive)	22,062	14,949	1989	16				54
3. Current (Institutional Only)	0	0	0	0	0	0	0	0
4. Total Inception-to-Date (Institutional Only)	0	0	0	0				0
5. Current (Non-Institutional Only)	0	0	0	0	0	0	0	0
6. Total Inception-to-Date (Non-Institutional Only)	0	0	0	0				0
7. Current (Grand Total)	13	34	1989	14	94	22	6	0
8. Total Inception-to-Date (Grand Total)	22,062	14,949	1989	16				54
Primarily 2005 to 2012 Issue Years								
9. Current (Comprehensive)	0	0	0	0	0	0	0	0
10. Total Inception-to-Date (Comprehensive)	0	0	0	0				0
11. Current (Institutional Only)	0	0	0	0	0	0	0	0
12. Total Inception-to-Date (Institutional Only)	0	0	0	0				0
13. Current (Non-Institutional Only)	0	0	0	0	0	0	0	0
14. Total Inception-to-Date (Non-Institutional Only)	0	0	0	0				0
15. Current (Grand Total)	0	0	0	0	0	0	0	0
16. Total Inception-to-Date (Grand Total)	0	0	0	0				0
Primarily 2013 and Later Issue Years								
17. Current (Comprehensive)	0	0	0	0	0	0	0	0
18. Total Inception-to-Date (Comprehensive)	0	0	0	0				0
19. Current (Institutional Only)	0	0	0	0	0	0	0	0
20. Total Inception-to-Date (Institutional Only)	0	0	0	0				0
21. Current (Non-Institutional Only)	0	0	0	0	0	0	0	0
22. Total Inception-to-Date (Non-Institutional Only)	0	0	0	0				0
23. Current (Grand Total)	0	0	0	0	0	0	0	0
24. Total Inception-to-Date (Grand Total)	0	0	0	0				0

CAUTION: The information contained on this page is unaudited and not a complete analysis nor is it an expression of opinion on any insurer. This page may contain inadvertent errors.

2022 LONG-TERM CARE INSURANCE EXPERIENCE REPORTING FORM 2
By COMPANY NAME

Row Description	Premiums Earned	Incurred Claims	Cal Year of Peak Issues	PCT Male Lives Insured	Average Attained Age	NBR of Lives In-Force End of Year	NBR of Terminations	NBR of New Lives Insured
Company Name: Combined Ins Co Of Amer		Company Code: 62146						
Primarily 2004 and Prior Issue Years								
1. Current (Comprehensive)	401	1,881	2002	39	82	324	30	0
2. Total Inception-to-Date (Comprehensive)	20,235	14,526	2002	43				1,163
3. Current (Institutional Only)	11	-10	1991	50	89	6	2	0
4. Total Inception-to-Date (Institutional Only)	1,795	686	1990	34				99
5. Current (Non-Institutional Only)	0	0	0	0	0	0	0	0
6. Total Inception-to-Date (Non-Institutional Only)	0	0	0	0				0
7. Current (Grand Total)	412	1,871	2002	39	83	330	32	0
8. Total Inception-to-Date (Grand Total)	22,030	15,212	2002	42				1,262
Primarily 2005 to 2012 Issue Years								
9. Current (Comprehensive)	495	500	2006	38	78	382	22	0
10. Total Inception-to-Date (Comprehensive)	13,822	3,878	2006	43				1,168
11. Current (Institutional Only)	2	0	2003	0	77	1	0	0
12. Total Inception-to-Date (Institutional Only)	21	0	2003	0				1
13. Current (Non-Institutional Only)	5	0	2004	60	84	5	0	0
14. Total Inception-to-Date (Non-Institutional Only)	120	45	2004	60				15
15. Current (Grand Total)	502	500	2006	38	78	388	22	0
16. Total Inception-to-Date (Grand Total)	13,963	3,923	2006	43				1,184
Primarily 2013 and Later Issue Years								
17. Current (Comprehensive)	0	0	0	0	0	0	0	0
18. Total Inception-to-Date (Comprehensive)	0	0	0	0				0
19. Current (Institutional Only)	0	0	0	0	0	0	0	0
20. Total Inception-to-Date (Institutional Only)	0	0	0	0				0
21. Current (Non-Institutional Only)	0	0	0	0	0	0	0	0
22. Total Inception-to-Date (Non-Institutional Only)	0	0	0	0				0
23. Current (Grand Total)	0	0	0	0	0	0	0	0
24. Total Inception-to-Date (Grand Total)	0	0	0	0				0

CAUTION: The information contained on this page is unaudited and not a complete analysis nor is it an expression of opinion on any insurer. This page may contain inadvertent errors.

2022 LONG-TERM CARE INSURANCE EXPERIENCE REPORTING FORM 2
By COMPANY NAME

Row Description	Premiums Earned	Incurred Claims	Cal Year of Peak Issues	PCT Male Lives Insured	Average Attained Age	NBR of Lives In-Force End of Year	NBR of Terminations	NBR of New Lives Insured
Company Name: Combined Life Ins Co Of NY		Company Code: 78697						
Primarily 2004 and Prior Issue Years								
1. Current (Comprehensive)	98	364	1999	33	81	66	4	0
2. Total Inception-to-Date (Comprehensive)	3,530	4,186	1999	40				126
3. Current (Institutional Only)	0	0	0	0	0	0	0	0
4. Total Inception-to-Date (Institutional Only)	0	0	0	0				0
5. Current (Non-Institutional Only)	0	0	0	0	0	0	0	0
6. Total Inception-to-Date (Non-Institutional Only)	0	0	0	0				0
7. Current (Grand Total)	98	364	1999	33	81	66	4	0
8. Total Inception-to-Date (Grand Total)	3,530	4,186	1999	40				126
Primarily 2005 to 2012 Issue Years								
9. Current (Comprehensive)	0	0	0	0	0	0	0	0
10. Total Inception-to-Date (Comprehensive)	0	0	0	0				0
11. Current (Institutional Only)	0	0	0	0	0	0	0	0
12. Total Inception-to-Date (Institutional Only)	0	0	0	0				0
13. Current (Non-Institutional Only)	0	0	0	0	0	0	0	0
14. Total Inception-to-Date (Non-Institutional Only)	0	0	0	0				0
15. Current (Grand Total)	0	0	0	0	0	0	0	0
16. Total Inception-to-Date (Grand Total)	0	0	0	0				0
Primarily 2013 and Later Issue Years								
17. Current (Comprehensive)	0	0	0	0	0	0	0	0
18. Total Inception-to-Date (Comprehensive)	0	0	0	0				0
19. Current (Institutional Only)	0	0	0	0	0	0	0	0
20. Total Inception-to-Date (Institutional Only)	0	0	0	0				0
21. Current (Non-Institutional Only)	0	0	0	0	0	0	0	0
22. Total Inception-to-Date (Non-Institutional Only)	0	0	0	0				0
23. Current (Grand Total)	0	0	0	0	0	0	0	0
24. Total Inception-to-Date (Grand Total)	0	0	0	0				0

CAUTION: The information contained on this page is unaudited and not a complete analysis nor is it an expression of opinion on any insurer. This page may contain inadvertent errors.

2022 LONG-TERM CARE INSURANCE EXPERIENCE REPORTING FORM 2
By COMPANY NAME

Row Description	Premiums Earned	Incurred Claims	Cal Year of Peak Issues	PCT Male Lives Insured	Average Attained Age	NBR of Lives In-Force End of Year	NBR of Terminations	NBR of New Lives Insured
Company Name: Community Hlth Plan of WA		Company Code: 47049						
Primarily 2004 and Prior Issue Years								
1. Current (Comprehensive)	0	0	0	0	0	0	0	0
2. Total Inception-to-Date (Comprehensive)	0	0	0	0				0
3. Current (Institutional Only)	0	0	0	0	0	0	0	0
4. Total Inception-to-Date (Institutional Only)	0	0	0	0				0
5. Current (Non-Institutional Only)	0	0	0	0	0	0	0	0
6. Total Inception-to-Date (Non-Institutional Only)	0	0	0	0				0
7. Current (Grand Total)	0	0	0	0	0	0	0	0
8. Total Inception-to-Date (Grand Total)	0	0	0	0				0
Primarily 2005 to 2012 Issue Years								
9. Current (Comprehensive)	0	0	0	0	0	0	0	0
10. Total Inception-to-Date (Comprehensive)	0	0	0	0				0
11. Current (Institutional Only)	0	0	0	0	0	0	0	0
12. Total Inception-to-Date (Institutional Only)	0	0	0	0				0
13. Current (Non-Institutional Only)	0	0	0	0	0	0	0	0
14. Total Inception-to-Date (Non-Institutional Only)	0	0	0	0				0
15. Current (Grand Total)	0	0	0	0	0	0	0	0
16. Total Inception-to-Date (Grand Total)	0	0	0	0				0
Primarily 2013 and Later Issue Years								
17. Current (Comprehensive)	0	0	0	0	0	0	0	0
18. Total Inception-to-Date (Comprehensive)	0	0	0	0				0
19. Current (Institutional Only)	0	0	0	0	0	0	0	0
20. Total Inception-to-Date (Institutional Only)	0	0	0	0				0
21. Current (Non-Institutional Only)	0	0	0	0	0	0	0	0
22. Total Inception-to-Date (Non-Institutional Only)	0	0	0	0				0
23. Current (Grand Total)	0	0	0	0	0	0	0	0
24. Total Inception-to-Date (Grand Total)	0	0	0	0				0

CAUTION: The information contained on this page is unaudited and not a complete analysis nor is it an expression of opinion on any insurer. This page may contain inadvertent errors.

2022 LONG-TERM CARE INSURANCE EXPERIENCE REPORTING FORM 2
By COMPANY NAME

Row Description	Premiums Earned	Incurred Claims	Cal Year of Peak Issues	PCT Male Lives Insured	Average Attained Age	NBR of Lives In-Force End of Year	NBR of Terminations	NBR of New Lives Insured
Company Name: Connecticut Gen Life Ins Co		Company Code: 62308						
Primarily 2004 and Prior Issue Years								
1. Current (Comprehensive)	0	0	0	0	0	0	0	0
2. Total Inception-to-Date (Comprehensive)	0	0	0	0				0
3. Current (Institutional Only)	0	0	0	0	0	0	0	0
4. Total Inception-to-Date (Institutional Only)	0	0	0	0				0
5. Current (Non-Institutional Only)	0	0	0	0	0	0	0	0
6. Total Inception-to-Date (Non-Institutional Only)	0	0	0	0				0
7. Current (Grand Total)	0	0	0	0	0	0	0	0
8. Total Inception-to-Date (Grand Total)	0	0	0	0				0
Primarily 2005 to 2012 Issue Years								
9. Current (Comprehensive)	0	0	0	0	0	0	0	0
10. Total Inception-to-Date (Comprehensive)	0	0	0	0				0
11. Current (Institutional Only)	0	0	0	0	0	0	0	0
12. Total Inception-to-Date (Institutional Only)	0	0	0	0				0
13. Current (Non-Institutional Only)	0	0	0	0	0	0	0	0
14. Total Inception-to-Date (Non-Institutional Only)	0	0	0	0				0
15. Current (Grand Total)	0	0	0	0	0	0	0	0
16. Total Inception-to-Date (Grand Total)	0	0	0	0				0
Primarily 2013 and Later Issue Years								
17. Current (Comprehensive)	0	0	0	0	0	0	0	0
18. Total Inception-to-Date (Comprehensive)	0	0	0	0				0
19. Current (Institutional Only)	0	0	0	0	0	0	0	0
20. Total Inception-to-Date (Institutional Only)	0	0	0	0				0
21. Current (Non-Institutional Only)	0	0	0	0	0	0	0	0
22. Total Inception-to-Date (Non-Institutional Only)	0	0	0	0				0
23. Current (Grand Total)	0	0	0	0	0	0	0	0
24. Total Inception-to-Date (Grand Total)	0	0	0	0				0

CAUTION: The information contained on this page is unaudited and not a complete analysis nor is it an expression of opinion on any insurer. This page may contain inadvertent errors.

2022 LONG-TERM CARE INSURANCE EXPERIENCE REPORTING FORM 2
By COMPANY NAME

Row Description	Premiums Earned	Incurred Claims	Cal Year of Peak Issues	PCT Male Lives Insured	Average Attained Age	NBR of Lives In-Force End of Year	NBR of Terminations	NBR of New Lives Insured
Company Name: Continental Cas Co		Company Code: 20443						
Primarily 2004 and Prior Issue Years								
1. Current (Comprehensive)	230,150	624,317	1996	37	82	115,375	8,332	0
2. Total Inception-to-Date (Comprehensive)	9,461,788	10,681,449	1996	41				358,421
3. Current (Institutional Only)	5,144	7,754	2002	35	84	3,437	357	0
4. Total Inception-to-Date (Institutional Only)	260,110	278,559	2002	40				13,480
5. Current (Non-Institutional Only)	27	73	1992	21	95	25	13	0
6. Total Inception-to-Date (Non-Institutional Only)	70,600	59,950	1991	31				6,834
7. Current (Grand Total)	235,321	632,144	1996	37	82	118,837	8,702	0
8. Total Inception-to-Date (Grand Total)	9,792,498	11,019,958	1996	40				378,735
Primarily 2005 to 2012 Issue Years								
9. Current (Comprehensive)	0	0	0	0	0	0	0	0
10. Total Inception-to-Date (Comprehensive)	0	0	0	0				0
11. Current (Institutional Only)	0	0	0	0	0	0	0	0
12. Total Inception-to-Date (Institutional Only)	0	0	0	0				0
13. Current (Non-Institutional Only)	0	0	0	0	0	0	0	0
14. Total Inception-to-Date (Non-Institutional Only)	0	0	0	0				0
15. Current (Grand Total)	0	0	0	0	0	0	0	0
16. Total Inception-to-Date (Grand Total)	0	0	0	0				0
Primarily 2013 and Later Issue Years								
17. Current (Comprehensive)	0	0	0	0	0	0	0	0
18. Total Inception-to-Date (Comprehensive)	0	0	0	0				0
19. Current (Institutional Only)	0	0	0	0	0	0	0	0
20. Total Inception-to-Date (Institutional Only)	0	0	0	0				0
21. Current (Non-Institutional Only)	0	0	0	0	0	0	0	0
22. Total Inception-to-Date (Non-Institutional Only)	0	0	0	0				0
23. Current (Grand Total)	0	0	0	0	0	0	0	0
24. Total Inception-to-Date (Grand Total)	0	0	0	0				0

CAUTION: The information contained on this page is unaudited and not a complete analysis nor is it an expression of opinion on any insurer. This page may contain inadvertent errors.

2022 LONG-TERM CARE INSURANCE EXPERIENCE REPORTING FORM 2
By COMPANY NAME

Row Description	Premiums Earned	Incurred Claims	Cal Year of Peak Issues	PCT Male Lives Insured	Average Attained Age	NBR of Lives In-Force End of Year	NBR of Terminations	NBR of New Lives Insured
Company Name: Continental Gen Ins Co		Company Code: 71404						
Primarily 2004 and Prior Issue Years								
1. Current (Comprehensive)	66,627	263,120	2002	40	80	30,567	1,884	0
2. Total Inception-to-Date (Comprehensive)	1,503,061	2,323,494	2002	44				66,781
3. Current (Institutional Only)	2,230	5,425	2001	57	84	858	55	0
4. Total Inception-to-Date (Institutional Only)	90,642	84,423	2001	50				5,012
5. Current (Non-Institutional Only)	457	2,470	2001	26	86	583	91	0
6. Total Inception-to-Date (Non-Institutional Only)	48,552	68,797	2001	31				4,477
7. Current (Grand Total)	69,314	271,015	2002	40	80	32,008	2,030	0
8. Total Inception-to-Date (Grand Total)	1,642,255	2,476,714	2001	44				76,270
Primarily 2005 to 2012 Issue Years								
9. Current (Comprehensive)	41,506	23,537	2007	40	73	21,797	676	0
10. Total Inception-to-Date (Comprehensive)	637,385	153,121	2007	43				37,239
11. Current (Institutional Only)	117	93	2005	53	80	47	3	0
12. Total Inception-to-Date (Institutional Only)	4,917	1,644	2005	45				313
13. Current (Non-Institutional Only)	1	0	2005	0	85	2	0	0
14. Total Inception-to-Date (Non-Institutional Only)	20	0	2005	0				13
15. Current (Grand Total)	41,624	23,630	2007	39	73	21,846	679	0
16. Total Inception-to-Date (Grand Total)	642,322	154,765	2007	43				37,565
Primarily 2013 and Later Issue Years								
17. Current (Comprehensive)	0	0	0	0	0	0	0	0
18. Total Inception-to-Date (Comprehensive)	0	0	0	0				20
19. Current (Institutional Only)	0	0	0	0	0	0	0	0
20. Total Inception-to-Date (Institutional Only)	0	0	0	0				0
21. Current (Non-Institutional Only)	0	0	0	0	0	0	0	0
22. Total Inception-to-Date (Non-Institutional Only)	0	0	0	0				0
23. Current (Grand Total)	0	0	0	0	0	0	0	0
24. Total Inception-to-Date (Grand Total)	0	0	0	0				20

CAUTION: The information contained on this page is unaudited and not a complete analysis nor is it an expression of opinion on any insurer. This page may contain inadvertent errors.

2022 LONG-TERM CARE INSURANCE EXPERIENCE REPORTING FORM 2
By COMPANY NAME

Row Description	Premiums Earned	Incurred Claims	Cal Year of Peak Issues	PCT Male Lives Insured	Average Attained Age	NBR of Lives In-Force End of Year	NBR of Terminations	NBR of New Lives Insured
Company Name: Continental Life Ins Co Brentwood		Company Code: 68500						
Primarily 2004 and Prior Issue Years								
1. Current (Comprehensive)	330	1,663	2004	29	86	293	37	0
2. Total Inception-to-Date (Comprehensive)	25,350	27,593	2004	30				973
3. Current (Institutional Only)	0	0	0	0	0	0	0	0
4. Total Inception-to-Date (Institutional Only)	0	0	0	0				0
5. Current (Non-Institutional Only)	0	0	0	0	0	0	0	0
6. Total Inception-to-Date (Non-Institutional Only)	0	0	0	0				0
7. Current (Grand Total)	330	1,663	2004	29	86	293	37	0
8. Total Inception-to-Date (Grand Total)	25,350	27,593	2004	30				973
Primarily 2005 to 2012 Issue Years								
9. Current (Comprehensive)	1	0	2005	0	90	1	0	0
10. Total Inception-to-Date (Comprehensive)	56	0	2005	0				2
11. Current (Institutional Only)	0	0	0	0	0	0	0	0
12. Total Inception-to-Date (Institutional Only)	0	0	0	0				0
13. Current (Non-Institutional Only)	0	0	0	0	0	0	0	0
14. Total Inception-to-Date (Non-Institutional Only)	0	0	0	0				0
15. Current (Grand Total)	1	0	2005	0	90	1	0	0
16. Total Inception-to-Date (Grand Total)	56	0	2005	0				2
Primarily 2013 and Later Issue Years								
17. Current (Comprehensive)	0	0	0	0	0	0	0	0
18. Total Inception-to-Date (Comprehensive)	0	0	0	0				0
19. Current (Institutional Only)	0	0	0	0	0	0	0	0
20. Total Inception-to-Date (Institutional Only)	0	0	0	0				0
21. Current (Non-Institutional Only)	0	0	0	0	0	0	0	0
22. Total Inception-to-Date (Non-Institutional Only)	0	0	0	0				0
23. Current (Grand Total)	0	0	0	0	0	0	0	0
24. Total Inception-to-Date (Grand Total)	0	0	0	0				0

CAUTION: The information contained on this page is unaudited and not a complete analysis nor is it an expression of opinion on any insurer. This page may contain inadvertent errors.

2022 LONG-TERM CARE INSURANCE EXPERIENCE REPORTING FORM 2
By COMPANY NAME

Row Description	Premiums Earned	Incurred Claims	Cal Year of Peak Issues	PCT Male Lives Insured	Average Attained Age	NBR of Lives In-Force End of Year	NBR of Terminations	NBR of New Lives Insured
Company Name: Copic Ins Co		Company Code: 11860						
Primarily 2004 and Prior Issue Years								
1. Current (Comprehensive)	7	516	2002	24	77	99	2	0
2. Total Inception-to-Date (Comprehensive)	2,686	1,747	2001	27				141
3. Current (Institutional Only)	0	0	0	0	0	0	0	0
4. Total Inception-to-Date (Institutional Only)	0	0	0	0				0
5. Current (Non-Institutional Only)	0	0	0	0	0	0	0	0
6. Total Inception-to-Date (Non-Institutional Only)	0	0	0	0				0
7. Current (Grand Total)	7	516	2002	24	77	99	2	0
8. Total Inception-to-Date (Grand Total)	2,686	1,747	2001	27				141
Primarily 2005 to 2012 Issue Years								
9. Current (Comprehensive)	10	178	2003	48	74	81	1	0
10. Total Inception-to-Date (Comprehensive)	2,201	214	2003	50				103
11. Current (Institutional Only)	0	0	0	0	0	0	0	0
12. Total Inception-to-Date (Institutional Only)	0	0	0	0				0
13. Current (Non-Institutional Only)	0	0	0	0	0	0	0	0
14. Total Inception-to-Date (Non-Institutional Only)	0	0	0	0				0
15. Current (Grand Total)	10	178	2003	48	74	81	1	0
16. Total Inception-to-Date (Grand Total)	2,201	214	2003	50				103
Primarily 2013 and Later Issue Years								
17. Current (Comprehensive)	0	0	0	0	0	0	0	0
18. Total Inception-to-Date (Comprehensive)	0	0	0	0				0
19. Current (Institutional Only)	0	0	0	0	0	0	0	0
20. Total Inception-to-Date (Institutional Only)	0	0	0	0				0
21. Current (Non-Institutional Only)	0	0	0	0	0	0	0	0
22. Total Inception-to-Date (Non-Institutional Only)	0	0	0	0				0
23. Current (Grand Total)	0	0	0	0	0	0	0	0
24. Total Inception-to-Date (Grand Total)	0	0	0	0				0

CAUTION: The information contained on this page is unaudited and not a complete analysis nor is it an expression of opinion on any insurer. This page may contain inadvertent errors.

2022 LONG-TERM CARE INSURANCE EXPERIENCE REPORTING FORM 2
By COMPANY NAME

Row Description	Premiums Earned	Incurred Claims	Cal Year of Peak Issues	PCT Male Lives Insured	Average Attained Age	NBR of Lives In-Force End of Year	NBR of Terminations	NBR of New Lives Insured
Company Name: Country Life Ins Co		Company Code: 62553						
Primarily 2004 and Prior Issue Years								
1. Current (Comprehensive)	10,139	75,801	2001	39	80	5,598	338	0
2. Total Inception-to-Date (Comprehensive)	259,143	252,605	2000	42				12,358
3. Current (Institutional Only)	1,292	18,035	2001	38	83	984	93	0
4. Total Inception-to-Date (Institutional Only)	44,999	68,339	1996	42				2,743
5. Current (Non-Institutional Only)	0	0	0	0	0	0	0	0
6. Total Inception-to-Date (Non-Institutional Only)	0	0	0	0				0
7. Current (Grand Total)	11,432	93,836	2001	39	80	6,582	431	0
8. Total Inception-to-Date (Grand Total)	304,142	320,944	2000	42				15,101
Primarily 2005 to 2012 Issue Years								
9. Current (Comprehensive)	27,638	24,086	2014	44	67	67	194	0
10. Total Inception-to-Date (Comprehensive)	287,432	39,519	2014	45				14,237
11. Current (Institutional Only)	1,585	2,446	2014	41	70	70	11	0
12. Total Inception-to-Date (Institutional Only)	16,734	4,442	2014	41				922
13. Current (Non-Institutional Only)	0	0	0	0	0	0	0	0
14. Total Inception-to-Date (Non-Institutional Only)	0	0	0	0				0
15. Current (Grand Total)	29,223	26,532	2014	44	67	137	205	0
16. Total Inception-to-Date (Grand Total)	304,166	43,961	2014	44				15,159
Primarily 2013 and Later Issue Years								
17. Current (Comprehensive)	2,704	265	2020	48	60	1,187	19	5
18. Total Inception-to-Date (Comprehensive)	13,904	553	2016	49				1,404
19. Current (Institutional Only)	0	0	0	0	0	0	0	0
20. Total Inception-to-Date (Institutional Only)	0	0	0	0				0
21. Current (Non-Institutional Only)	0	0	0	0	0	0	0	0
22. Total Inception-to-Date (Non-Institutional Only)	0	0	0	0				0
23. Current (Grand Total)	2,704	265	2020	48	60	1,187	19	5
24. Total Inception-to-Date (Grand Total)	13,904	553	2016	49				1,404

CAUTION: The information contained on this page is unaudited and not a complete analysis nor is it an expression of opinion on any insurer. This page may contain inadvertent errors.

2022 LONG-TERM CARE INSURANCE EXPERIENCE REPORTING FORM 2
By COMPANY NAME

Row Description	Premiums Earned	Incurred Claims	Cal Year of Peak Issues	PCT Male Lives Insured	Average Attained Age	NBR of Lives In-Force End of Year	NBR of Terminations	NBR of New Lives Insured
Company Name: Cumis Ins Society Inc		Company Code: 10847						
Primarily 2004 and Prior Issue Years								
1. Current (Comprehensive)	0	0	0	0	0	0	0	0
2. Total Inception-to-Date (Comprehensive)	0	0	0	0				0
3. Current (Institutional Only)	0	0	0	0	0	0	0	0
4. Total Inception-to-Date (Institutional Only)	0	0	0	0				0
5. Current (Non-Institutional Only)	0	0	0	0	0	0	0	0
6. Total Inception-to-Date (Non-Institutional Only)	0	0	0	0				0
7. Current (Grand Total)	0	0	0	0	0	0	0	0
8. Total Inception-to-Date (Grand Total)	0	0	0	0				0
Primarily 2005 to 2012 Issue Years								
9. Current (Comprehensive)	0	0	0	0	0	0	0	0
10. Total Inception-to-Date (Comprehensive)	0	0	0	0				0
11. Current (Institutional Only)	0	0	0	0	0	0	0	0
12. Total Inception-to-Date (Institutional Only)	0	0	0	0				0
13. Current (Non-Institutional Only)	0	0	0	0	0	0	0	0
14. Total Inception-to-Date (Non-Institutional Only)	0	0	0	0				0
15. Current (Grand Total)	0	0	0	0	0	0	0	0
16. Total Inception-to-Date (Grand Total)	0	0	0	0				0
Primarily 2013 and Later Issue Years								
17. Current (Comprehensive)	0	0	0	0	0	0	0	0
18. Total Inception-to-Date (Comprehensive)	0	0	0	0				0
19. Current (Institutional Only)	0	0	0	0	0	0	0	0
20. Total Inception-to-Date (Institutional Only)	0	0	0	0				0
21. Current (Non-Institutional Only)	0	0	0	0	0	0	0	0
22. Total Inception-to-Date (Non-Institutional Only)	0	0	0	0				0
23. Current (Grand Total)	0	0	0	0	0	0	0	0
24. Total Inception-to-Date (Grand Total)	0	0	0	0				0

CAUTION: The information contained on this page is unaudited and not a complete analysis nor is it an expression of opinion on any insurer. This page may contain inadvertent errors.

2022 LONG-TERM CARE INSURANCE EXPERIENCE REPORTING FORM 2
By COMPANY NAME

Row Description	Premiums Earned	Incurred Claims	Cal Year of Peak Issues	PCT Male Lives Insured	Average Attained Age	NBR of Lives In-Force End of Year	NBR of Terminations	NBR of New Lives Insured
Company Name: Cypress Dental Ins Co of CA		Company Code: 16693						
Primarily 2004 and Prior Issue Years								
1. Current (Comprehensive)	0	0	0	0	0	0	0	0
2. Total Inception-to-Date (Comprehensive)	0	0	0	0				0
3. Current (Institutional Only)	0	0	0	0	0	0	0	0
4. Total Inception-to-Date (Institutional Only)	0	0	0	0				0
5. Current (Non-Institutional Only)	0	0	0	0	0	0	0	0
6. Total Inception-to-Date (Non-Institutional Only)	0	0	0	0				0
7. Current (Grand Total)	0	0	0	0	0	0	0	0
8. Total Inception-to-Date (Grand Total)	0	0	0	0				0
Primarily 2005 to 2012 Issue Years								
9. Current (Comprehensive)	0	0	0	0	0	0	0	0
10. Total Inception-to-Date (Comprehensive)	0	0	0	0				0
11. Current (Institutional Only)	0	0	0	0	0	0	0	0
12. Total Inception-to-Date (Institutional Only)	0	0	0	0				0
13. Current (Non-Institutional Only)	0	0	0	0	0	0	0	0
14. Total Inception-to-Date (Non-Institutional Only)	0	0	0	0				0
15. Current (Grand Total)	0	0	0	0	0	0	0	0
16. Total Inception-to-Date (Grand Total)	0	0	0	0				0
Primarily 2013 and Later Issue Years								
17. Current (Comprehensive)	0	0	0	0	0	0	0	0
18. Total Inception-to-Date (Comprehensive)	0	0	0	0				0
19. Current (Institutional Only)	0	0	0	0	0	0	0	0
20. Total Inception-to-Date (Institutional Only)	0	0	0	0				0
21. Current (Non-Institutional Only)	0	0	0	0	0	0	0	0
22. Total Inception-to-Date (Non-Institutional Only)	0	0	0	0				0
23. Current (Grand Total)	0	0	0	0	0	0	0	0
24. Total Inception-to-Date (Grand Total)	0	0	0	0				0

CAUTION: The information contained on this page is unaudited and not a complete analysis nor is it an expression of opinion on any insurer. This page may contain inadvertent errors.

2022 LONG-TERM CARE INSURANCE EXPERIENCE REPORTING FORM 2
By COMPANY NAME

Row Description	Premiums Earned	Incurred Claims	Cal Year of Peak Issues	PCT Male Lives Insured	Average Attained Age	NBR of Lives In-Force End of Year	NBR of Terminations	NBR of New Lives Insured
Company Name: Dearborn Life Ins Co		Company Code: 71129						
Primarily 2004 and Prior Issue Years								
1. Current (Comprehensive)	34	763	1995	35	86	34	9	0
2. Total Inception-to-Date (Comprehensive)	4,731	7,199	1991	21				262
3. Current (Institutional Only)	0	0	0	0	0	0	0	0
4. Total Inception-to-Date (Institutional Only)	6	0	1996	50				2
5. Current (Non-Institutional Only)	0	0	0	0	0	0	0	0
6. Total Inception-to-Date (Non-Institutional Only)	0	0	0	0				0
7. Current (Grand Total)	34	763	1995	35	86	34	9	0
8. Total Inception-to-Date (Grand Total)	4,737	7,199	1991	22				264
Primarily 2005 to 2012 Issue Years								
9. Current (Comprehensive)	0	0	0	0	0	0	0	0
10. Total Inception-to-Date (Comprehensive)	0	0	0	0				0
11. Current (Institutional Only)	0	0	0	0	0	0	0	0
12. Total Inception-to-Date (Institutional Only)	0	0	0	0				0
13. Current (Non-Institutional Only)	0	0	0	0	0	0	0	0
14. Total Inception-to-Date (Non-Institutional Only)	0	0	0	0				0
15. Current (Grand Total)	0	0	0	0	0	0	0	0
16. Total Inception-to-Date (Grand Total)	0	0	0	0				0
Primarily 2013 and Later Issue Years								
17. Current (Comprehensive)	0	0	0	0	0	0	0	0
18. Total Inception-to-Date (Comprehensive)	0	0	0	0				0
19. Current (Institutional Only)	0	0	0	0	0	0	0	0
20. Total Inception-to-Date (Institutional Only)	0	0	0	0				0
21. Current (Non-Institutional Only)	0	0	0	0	0	0	0	0
22. Total Inception-to-Date (Non-Institutional Only)	0	0	0	0				0
23. Current (Grand Total)	0	0	0	0	0	0	0	0
24. Total Inception-to-Date (Grand Total)	0	0	0	0				0

CAUTION: The information contained on this page is unaudited and not a complete analysis nor is it an expression of opinion on any insurer. This page may contain inadvertent errors.

2022 LONG-TERM CARE INSURANCE EXPERIENCE REPORTING FORM 2
By COMPANY NAME

Row Description	Premiums Earned	Incurred Claims	Cal Year of Peak Issues	PCT Male Lives Insured	Average Attained Age	NBR of Lives In-Force End of Year	NBR of Terminations	NBR of New Lives Insured
Company Name: Equitable Financial Life Ins Co		Company Code: 62944						
Primarily 2004 and Prior Issue Years								
1. Current (Comprehensive)	0	0	0	0	0	0	0	0
2. Total Inception-to-Date (Comprehensive)	0	0	0	0				0
3. Current (Institutional Only)	0	0	0	0	0	0	0	0
4. Total Inception-to-Date (Institutional Only)	0	0	0	0				0
5. Current (Non-Institutional Only)	0	0	0	0	0	0	0	0
6. Total Inception-to-Date (Non-Institutional Only)	0	0	0	0				0
7. Current (Grand Total)	0	0	0	0	0	0	0	0
8. Total Inception-to-Date (Grand Total)	0	0	0	0				0
Primarily 2005 to 2012 Issue Years								
9. Current (Comprehensive)	0	0	0	0	0	0	0	0
10. Total Inception-to-Date (Comprehensive)	0	0	0	0				0
11. Current (Institutional Only)	0	0	0	0	0	0	0	0
12. Total Inception-to-Date (Institutional Only)	0	0	0	0				0
13. Current (Non-Institutional Only)	0	0	0	0	0	0	0	0
14. Total Inception-to-Date (Non-Institutional Only)	0	0	0	0				0
15. Current (Grand Total)	0	0	0	0	0	0	0	0
16. Total Inception-to-Date (Grand Total)	0	0	0	0				0
Primarily 2013 and Later Issue Years								
17. Current (Comprehensive)	0	0	0	0	0	0	0	0
18. Total Inception-to-Date (Comprehensive)	0	0	0	0				0
19. Current (Institutional Only)	0	0	0	0	0	0	0	0
20. Total Inception-to-Date (Institutional Only)	0	0	0	0				0
21. Current (Non-Institutional Only)	0	0	0	0	0	0	0	0
22. Total Inception-to-Date (Non-Institutional Only)	0	0	0	0				0
23. Current (Grand Total)	0	0	0	0	0	0	0	0
24. Total Inception-to-Date (Grand Total)	0	0	0	0				0

CAUTION: The information contained on this page is unaudited and not a complete analysis nor is it an expression of opinion on any insurer. This page may contain inadvertent errors.

2022 LONG-TERM CARE INSURANCE EXPERIENCE REPORTING FORM 2
By COMPANY NAME

Row Description	Premiums Earned	Incurred Claims	Cal Year of Peak Issues	PCT Male Lives Insured	Average Attained Age	NBR of Lives In-Force End of Year	NBR of Terminations	NBR of New Lives Insured
Company Name: Erie Family Life Ins Co		Company Code: 70769						
Primarily 2004 and Prior Issue Years								
1. Current (Comprehensive)	0	0	0	0	0	0	0	0
2. Total Inception-to-Date (Comprehensive)	0	0	0	0				0
3. Current (Institutional Only)	0	0	0	0	0	0	0	0
4. Total Inception-to-Date (Institutional Only)	0	0	0	0				0
5. Current (Non-Institutional Only)	0	0	0	0	0	0	0	0
6. Total Inception-to-Date (Non-Institutional Only)	0	0	0	0				0
7. Current (Grand Total)	0	0	0	0	0	0	0	0
8. Total Inception-to-Date (Grand Total)	0	0	0	0				0
Primarily 2005 to 2012 Issue Years								
9. Current (Comprehensive)	0	0	0	0	0	0	0	0
10. Total Inception-to-Date (Comprehensive)	0	0	0	0				0
11. Current (Institutional Only)	0	0	0	0	0	0	0	0
12. Total Inception-to-Date (Institutional Only)	0	0	0	0				0
13. Current (Non-Institutional Only)	0	0	0	0	0	0	0	0
14. Total Inception-to-Date (Non-Institutional Only)	0	0	0	0				0
15. Current (Grand Total)	0	0	0	0	0	0	0	0
16. Total Inception-to-Date (Grand Total)	0	0	0	0				0
Primarily 2013 and Later Issue Years								
17. Current (Comprehensive)	0	0	0	0	0	0	0	0
18. Total Inception-to-Date (Comprehensive)	0	0	0	0				0
19. Current (Institutional Only)	0	0	0	0	0	0	0	0
20. Total Inception-to-Date (Institutional Only)	0	0	0	0				0
21. Current (Non-Institutional Only)	0	0	0	0	0	0	0	0
22. Total Inception-to-Date (Non-Institutional Only)	0	0	0	0				0
23. Current (Grand Total)	0	0	0	0	0	0	0	0
24. Total Inception-to-Date (Grand Total)	0	0	0	0				0

CAUTION: The information contained on this page is unaudited and not a complete analysis nor is it an expression of opinion on any insurer. This page may contain inadvertent errors.

2022 LONG-TERM CARE INSURANCE EXPERIENCE REPORTING FORM 2
By COMPANY NAME

Row Description	Premiums Earned	Incurred Claims	Cal Year of Peak Issues	PCT Male Lives Insured	Average Attained Age	NBR of Lives In-Force End of Year	NBR of Terminations	NBR of New Lives Insured
Company Name: Everlake Life Ins Co		Company Code: 60186						
Primarily 2004 and Prior Issue Years								
1. Current (Comprehensive)	26	78	1991	21	86	19	4	0
2. Total Inception-to-Date (Comprehensive)	1,940	4,391	1991	51				100
3. Current (Institutional Only)	0	0	0	0	0	0	0	0
4. Total Inception-to-Date (Institutional Only)	0	0	0	0				0
5. Current (Non-Institutional Only)	0	0	0	0	0	0	0	0
6. Total Inception-to-Date (Non-Institutional Only)	0	0	0	0				0
7. Current (Grand Total)	26	78	1991	21	86	19	4	0
8. Total Inception-to-Date (Grand Total)	1,940	4,391	1991	51				100
Primarily 2005 to 2012 Issue Years								
9. Current (Comprehensive)	0	0	0	0	0	0	0	0
10. Total Inception-to-Date (Comprehensive)	0	0	0	0				0
11. Current (Institutional Only)	0	0	0	0	0	0	0	0
12. Total Inception-to-Date (Institutional Only)	0	0	0	0				0
13. Current (Non-Institutional Only)	0	0	0	0	0	0	0	0
14. Total Inception-to-Date (Non-Institutional Only)	0	0	0	0				0
15. Current (Grand Total)	0	0	0	0	0	0	0	0
16. Total Inception-to-Date (Grand Total)	0	0	0	0				0
Primarily 2013 and Later Issue Years								
17. Current (Comprehensive)	0	0	0	0	0	0	0	0
18. Total Inception-to-Date (Comprehensive)	0	0	0	0				0
19. Current (Institutional Only)	0	0	0	0	0	0	0	0
20. Total Inception-to-Date (Institutional Only)	0	0	0	0				0
21. Current (Non-Institutional Only)	0	0	0	0	0	0	0	0
22. Total Inception-to-Date (Non-Institutional Only)	0	0	0	0				0
23. Current (Grand Total)	0	0	0	0	0	0	0	0
24. Total Inception-to-Date (Grand Total)	0	0	0	0				0

CAUTION: The information contained on this page is unaudited and not a complete analysis nor is it an expression of opinion on any insurer. This page may contain inadvertent errors.

2022 LONG-TERM CARE INSURANCE EXPERIENCE REPORTING FORM 2
By COMPANY NAME

Row Description	Premiums Earned	Incurred Claims	Cal Year of Peak Issues	PCT Male Lives Insured	Average Attained Age	NBR of Lives In-Force End of Year	NBR of Terminations	NBR of New Lives Insured
Company Name: Farmers New World Life Ins Co		Company Code: 63177						
Primarily 2004 and Prior Issue Years								
1. Current (Comprehensive)	4,032	14,034	2000	39	78	3,333	170	0
2. Total Inception-to-Date (Comprehensive)	149,348	124,498	2000	42				7,132
3. Current (Institutional Only)	0	0	0	0	0	0	0	0
4. Total Inception-to-Date (Institutional Only)	0	0	0	0				0
5. Current (Non-Institutional Only)	0	0	0	0	0	0	0	0
6. Total Inception-to-Date (Non-Institutional Only)	0	0	0	0				0
7. Current (Grand Total)	4,032	14,034	2000	39	0	3,333	170	0
8. Total Inception-to-Date (Grand Total)	149,348	124,498	2000	42				7,132
Primarily 2005 to 2012 Issue Years								
9. Current (Comprehensive)	0	0	0	0	0	0	0	0
10. Total Inception-to-Date (Comprehensive)	0	0	0	0				0
11. Current (Institutional Only)	0	0	0	0	0	0	0	0
12. Total Inception-to-Date (Institutional Only)	0	0	0	0				0
13. Current (Non-Institutional Only)	0	0	0	0	0	0	0	0
14. Total Inception-to-Date (Non-Institutional Only)	0	0	0	0				0
15. Current (Grand Total)	0	0	0	0	0	0	0	0
16. Total Inception-to-Date (Grand Total)	0	0	0	0				0
Primarily 2013 and Later Issue Years								
17. Current (Comprehensive)	0	0	0	0	0	0	0	0
18. Total Inception-to-Date (Comprehensive)	0	0	0	0				0
19. Current (Institutional Only)	0	0	0	0	0	0	0	0
20. Total Inception-to-Date (Institutional Only)	0	0	0	0				0
21. Current (Non-Institutional Only)	0	0	0	0	0	0	0	0
22. Total Inception-to-Date (Non-Institutional Only)	0	0	0	0				0
23. Current (Grand Total)	0	0	0	0	0	0	0	0
24. Total Inception-to-Date (Grand Total)	0	0	0	0				0

CAUTION: The information contained on this page is unaudited and not a complete analysis nor is it an expression of opinion on any insurer. This page may contain inadvertent errors.

2022 LONG-TERM CARE INSURANCE EXPERIENCE REPORTING FORM 2
By COMPANY NAME

Row Description	Premiums Earned	Incurred Claims	Cal Year of Peak Issues	PCT Male Lives Insured	Average Attained Age	NBR of Lives In-Force End of Year	NBR of Terminations	NBR of New Lives Insured
Company Name: Fidelity Life Assn A Legal Reserve L		Company Code: 63290						
Primarily 2004 and Prior Issue Years								
1. Current (Comprehensive)	0	0	0	0	0	0	0	0
2. Total Inception-to-Date (Comprehensive)	0	0	0	0				0
3. Current (Institutional Only)	0	0	0	0	0	0	0	0
4. Total Inception-to-Date (Institutional Only)	0	0	0	0				0
5. Current (Non-Institutional Only)	0	0	0	0	0	0	0	0
6. Total Inception-to-Date (Non-Institutional Only)	0	0	0	0				0
7. Current (Grand Total)	0	0	0	0	0	0	0	0
8. Total Inception-to-Date (Grand Total)	0	0	0	0				0
Primarily 2005 to 2012 Issue Years								
9. Current (Comprehensive)	0	0	0	0	0	0	0	0
10. Total Inception-to-Date (Comprehensive)	0	0	0	0				0
11. Current (Institutional Only)	0	0	0	0	0	0	0	0
12. Total Inception-to-Date (Institutional Only)	0	0	0	0				0
13. Current (Non-Institutional Only)	0	0	0	0	0	0	0	0
14. Total Inception-to-Date (Non-Institutional Only)	0	0	0	0				0
15. Current (Grand Total)	0	0	0	0	0	0	0	0
16. Total Inception-to-Date (Grand Total)	0	0	0	0				0
Primarily 2013 and Later Issue Years								
17. Current (Comprehensive)	0	0	0	0	0	0	0	0
18. Total Inception-to-Date (Comprehensive)	0	0	0	0				0
19. Current (Institutional Only)	0	0	0	0	0	0	0	0
20. Total Inception-to-Date (Institutional Only)	0	0	0	0				0
21. Current (Non-Institutional Only)	0	0	0	0	0	0	0	0
22. Total Inception-to-Date (Non-Institutional Only)	0	0	0	0				0
23. Current (Grand Total)	0	0	0	0	0	0	0	0
24. Total Inception-to-Date (Grand Total)	0	0	0	0				0

CAUTION: The information contained on this page is unaudited and not a complete analysis nor is it an expression of opinion on any insurer. This page may contain inadvertent errors.

2022 LONG-TERM CARE INSURANCE EXPERIENCE REPORTING FORM 2
By COMPANY NAME

Row Description	Premiums Earned	Incurred Claims	Cal Year of Peak Issues	PCT Male Lives Insured	Average Attained Age	NBR of Lives In-Force End of Year	NBR of Terminations	NBR of New Lives Insured
Company Name: First Penn Pacific Life Ins Co		Company Code: 67652						
Primarily 2004 and Prior Issue Years								
1. Current (Comprehensive)	6	1	1992	50	84	4	0	0
2. Total Inception-to-Date (Comprehensive)	696	258	1992	41				13
3. Current (Institutional Only)	0	0	0	0	0	0	0	0
4. Total Inception-to-Date (Institutional Only)	0	0	0	0				0
5. Current (Non-Institutional Only)	0	0	0	0	0	0	0	0
6. Total Inception-to-Date (Non-Institutional Only)	0	0	0	0				0
7. Current (Grand Total)	6	1	0	0	0	4	0	0
8. Total Inception-to-Date (Grand Total)	696	258	0	0				13
Primarily 2005 to 2012 Issue Years								
9. Current (Comprehensive)	0	0	0	0	0	0	0	0
10. Total Inception-to-Date (Comprehensive)	0	0	0	0				0
11. Current (Institutional Only)	0	0	0	0	0	0	0	0
12. Total Inception-to-Date (Institutional Only)	0	0	0	0				0
13. Current (Non-Institutional Only)	0	0	0	0	0	0	0	0
14. Total Inception-to-Date (Non-Institutional Only)	0	0	0	0				0
15. Current (Grand Total)	0	0	0	0	0	0	0	0
16. Total Inception-to-Date (Grand Total)	0	0	0	0				0
Primarily 2013 and Later Issue Years								
17. Current (Comprehensive)	0	0	0	0	0	0	0	0
18. Total Inception-to-Date (Comprehensive)	0	0	0	0				0
19. Current (Institutional Only)	0	0	0	0	0	0	0	0
20. Total Inception-to-Date (Institutional Only)	0	0	0	0				0
21. Current (Non-Institutional Only)	0	0	0	0	0	0	0	0
22. Total Inception-to-Date (Non-Institutional Only)	0	0	0	0				0
23. Current (Grand Total)	0	0	0	0	0	0	0	0
24. Total Inception-to-Date (Grand Total)	0	0	0	0				0

CAUTION: The information contained on this page is unaudited and not a complete analysis nor is it an expression of opinion on any insurer. This page may contain inadvertent errors.

2022 LONG-TERM CARE INSURANCE EXPERIENCE REPORTING FORM 2
By COMPANY NAME

Row Description	Premiums Earned	Incurred Claims	Cal Year of Peak Issues	PCT Male Lives Insured	Average Attained Age	NBR of Lives In-Force End of Year	NBR of Terminations	NBR of New Lives Insured
Company Name: First Unum Life Ins Co		Company Code: 64297						
Primarily 2004 and Prior Issue Years								
1. Current (Comprehensive)	54,348	177,192	2002	41	76	16,209	464	0
2. Total Inception-to-Date (Comprehensive)	1,229,803	1,329,867	2002	43				33,478
3. Current (Institutional Only)	0	0	0	0	0	0	0	0
4. Total Inception-to-Date (Institutional Only)	0	0	0	0				0
5. Current (Non-Institutional Only)	0	0	0	0	0	0	0	0
6. Total Inception-to-Date (Non-Institutional Only)	0	0	0	0				0
7. Current (Grand Total)	54,348	177,192	2002	41	76	16,209	464	0
8. Total Inception-to-Date (Grand Total)	1,229,803	1,329,867	2002	43				33,478
Primarily 2005 to 2012 Issue Years								
9. Current (Comprehensive)	3,839	4,101	2005	43	70	1,224	20	0
10. Total Inception-to-Date (Comprehensive)	20,773	19,159	2005	45				2,533
11. Current (Institutional Only)	0	0	0	0	0	0	0	0
12. Total Inception-to-Date (Institutional Only)	0	0	0	0				0
13. Current (Non-Institutional Only)	0	0	0	0	0	0	0	0
14. Total Inception-to-Date (Non-Institutional Only)	0	0	0	0				0
15. Current (Grand Total)	3,839	4,101	2005	43	70	1,224	20	0
16. Total Inception-to-Date (Grand Total)	20,773	19,159	2005	45				2,533
Primarily 2013 and Later Issue Years								
17. Current (Comprehensive)	217	103	2016	62	69	84	1	6
18. Total Inception-to-Date (Comprehensive)	389	195	2018	64				92
19. Current (Institutional Only)	0	0	0	0	0	0	0	0
20. Total Inception-to-Date (Institutional Only)	0	0	0	0				0
21. Current (Non-Institutional Only)	0	0	0	0	0	0	0	0
22. Total Inception-to-Date (Non-Institutional Only)	0	0	0	0				0
23. Current (Grand Total)	217	103	2016	62	69	84	1	6
24. Total Inception-to-Date (Grand Total)	389	195	2018	64				92

CAUTION: The information contained on this page is unaudited and not a complete analysis nor is it an expression of opinion on any insurer. This page may contain inadvertent errors.

2022 LONG-TERM CARE INSURANCE EXPERIENCE REPORTING FORM 2
By COMPANY NAME

Row Description	Premiums Earned	Incurred Claims	Cal Year of Peak Issues	PCT Male Lives Insured	Average Attained Age	NBR of Lives In-Force End of Year	NBR of Terminations	NBR of New Lives Insured
Company Name: Forethought Life Ins Co		Company Code: 91642						
Primarily 2004 and Prior Issue Years								
1. Current (Comprehensive)	0	0	0	0	0	0	0	0
2. Total Inception-to-Date (Comprehensive)	0	0	0	0				0
3. Current (Institutional Only)	0	0	0	0	0	0	0	0
4. Total Inception-to-Date (Institutional Only)	0	0	0	0				0
5. Current (Non-Institutional Only)	0	0	0	0	0	0	0	0
6. Total Inception-to-Date (Non-Institutional Only)	0	0	0	0				0
7. Current (Grand Total)	0	0	0	0	0	0	0	0
8. Total Inception-to-Date (Grand Total)	0	0	0	0				0
Primarily 2005 to 2012 Issue Years								
9. Current (Comprehensive)	0	0	0	0	0	0	0	0
10. Total Inception-to-Date (Comprehensive)	0	0	0	0				0
11. Current (Institutional Only)	0	0	0	0	0	0	0	0
12. Total Inception-to-Date (Institutional Only)	0	0	0	0				0
13. Current (Non-Institutional Only)	0	0	0	0	0	0	0	0
14. Total Inception-to-Date (Non-Institutional Only)	0	0	0	0				0
15. Current (Grand Total)	0	0	0	0	0	0	0	0
16. Total Inception-to-Date (Grand Total)	0	0	0	0				0
Primarily 2013 and Later Issue Years								
17. Current (Comprehensive)	0	0	0	0	0	0	0	0
18. Total Inception-to-Date (Comprehensive)	0	0	0	0				0
19. Current (Institutional Only)	0	0	0	0	0	0	0	0
20. Total Inception-to-Date (Institutional Only)	0	0	0	0				0
21. Current (Non-Institutional Only)	0	0	0	0	0	0	0	0
22. Total Inception-to-Date (Non-Institutional Only)	0	0	0	0				0
23. Current (Grand Total)	0	0	0	0	0	0	0	0
24. Total Inception-to-Date (Grand Total)	0	0	0	0				0

CAUTION: The information contained on this page is unaudited and not a complete analysis nor is it an expression of opinion on any insurer. This page may contain inadvertent errors.

2022 LONG-TERM CARE INSURANCE EXPERIENCE REPORTING FORM 2
By COMPANY NAME

Row Description	Premiums Earned	Incurred Claims	Cal Year of Peak Issues	PCT Male Lives Insured	Average Attained Age	NBR of Lives In-Force End of Year	NBR of Terminations	NBR of New Lives Insured
Company Name: Genesis Ins Co		Company Code: 38962						
Primarily 2004 and Prior Issue Years								
1. Current (Comprehensive)	123,427	-240,743	2000	41	79	111	5	0
2. Total Inception-to-Date (Comprehensive)	7,500,639	11,626,329	0	0				0
3. Current (Institutional Only)	0	0	0	0	0	0	0	0
4. Total Inception-to-Date (Institutional Only)	0	0	0	0				0
5. Current (Non-Institutional Only)	0	0	0	0	0	0	0	0
6. Total Inception-to-Date (Non-Institutional Only)	0	0	0	0				0
7. Current (Grand Total)	123,427	-240,743	0	0	0	111	5	0
8. Total Inception-to-Date (Grand Total)	7,500,639	11,626,329	0	0				0
Primarily 2005 to 2012 Issue Years								
9. Current (Comprehensive)	0	0	0	0	0	0	0	0
10. Total Inception-to-Date (Comprehensive)	0	0	0	0				0
11. Current (Institutional Only)	0	0	0	0	0	0	0	0
12. Total Inception-to-Date (Institutional Only)	0	0	0	0				0
13. Current (Non-Institutional Only)	0	0	0	0	0	0	0	0
14. Total Inception-to-Date (Non-Institutional Only)	0	0	0	0				0
15. Current (Grand Total)	0	0	0	0	0	0	0	0
16. Total Inception-to-Date (Grand Total)	0	0	0	0				0
Primarily 2013 and Later Issue Years								
17. Current (Comprehensive)	0	0	0	0	0	0	0	0
18. Total Inception-to-Date (Comprehensive)	0	0	0	0				0
19. Current (Institutional Only)	0	0	0	0	0	0	0	0
20. Total Inception-to-Date (Institutional Only)	0	0	0	0				0
21. Current (Non-Institutional Only)	0	0	0	0	0	0	0	0
22. Total Inception-to-Date (Non-Institutional Only)	0	0	0	0				0
23. Current (Grand Total)	0	0	0	0	0	0	0	0
24. Total Inception-to-Date (Grand Total)	0	0	0	0				0

CAUTION: The information contained on this page is unaudited and not a complete analysis nor is it an expression of opinion on any insurer. This page may contain inadvertent errors.

2022 LONG-TERM CARE INSURANCE EXPERIENCE REPORTING FORM 2
By COMPANY NAME

Row Description	Premiums Earned	Incurred Claims	Cal Year of Peak Issues	PCT Male Lives Insured	Average Attained Age	NBR of Lives In-Force End of Year	NBR of Terminations	NBR of New Lives Insured
Company Name: Genworth Life & Ann Ins Co		Company Code: 65536						
Primarily 2004 and Prior Issue Years								
1. Current (Comprehensive)	1,930	10,124	1996	32	86	1,583	307	0
2. Total Inception-to-Date (Comprehensive)	314,574	407,389	1993	34				8,618
3. Current (Institutional Only)	0	0	0	0	0	0	0	0
4. Total Inception-to-Date (Institutional Only)	0	0	0	0				0
5. Current (Non-Institutional Only)	0	0	0	0	0	0	0	0
6. Total Inception-to-Date (Non-Institutional Only)	0	0	0	0				0
7. Current (Grand Total)	1,930	10,124	1996	32	86	1,583	307	0
8. Total Inception-to-Date (Grand Total)	314,574	407,389	1993	34				8,618
Primarily 2005 to 2012 Issue Years								
9. Current (Comprehensive)	0	0	0	0	0	0	0	0
10. Total Inception-to-Date (Comprehensive)	0	0	0	0				0
11. Current (Institutional Only)	0	0	0	0	0	0	0	0
12. Total Inception-to-Date (Institutional Only)	0	0	0	0				0
13. Current (Non-Institutional Only)	0	0	0	0	0	0	0	0
14. Total Inception-to-Date (Non-Institutional Only)	0	0	0	0				0
15. Current (Grand Total)	0	0	0	0	0	0	0	0
16. Total Inception-to-Date (Grand Total)	0	0	0	0				0
Primarily 2013 and Later Issue Years								
17. Current (Comprehensive)	0	0	0	0	0	0	0	0
18. Total Inception-to-Date (Comprehensive)	0	0	0	0				0
19. Current (Institutional Only)	0	0	0	0	0	0	0	0
20. Total Inception-to-Date (Institutional Only)	0	0	0	0				0
21. Current (Non-Institutional Only)	0	0	0	0	0	0	0	0
22. Total Inception-to-Date (Non-Institutional Only)	0	0	0	0				0
23. Current (Grand Total)	0	0	0	0	0	0	0	0
24. Total Inception-to-Date (Grand Total)	0	0	0	0				0

CAUTION: The information contained on this page is unaudited and not a complete analysis nor is it an expression of opinion on any insurer. This page may contain inadvertent errors.

2022 LONG-TERM CARE INSURANCE EXPERIENCE REPORTING FORM 2
By COMPANY NAME

Row Description	Premiums Earned	Incurred Claims	Cal Year of Peak Issues	PCT Male Lives Insured	Average Attained Age	NBR of Lives In-Force End of Year	NBR of Terminations	NBR of New Lives Insured
Company Name: Genworth Life Ins Co		Company Code: 70025						
Primarily 2004 and Prior Issue Years								
1. Current (Comprehensive)	817,143	2,005,452	2003	40	79	338,091	17,312	0
2. Total Inception-to-Date (Comprehensive)	22,103,664	19,960,950	2002	43				765,055
3. Current (Institutional Only)	38,615	168,062	1993	30	87	23,561	3,497	0
4. Total Inception-to-Date (Institutional Only)	3,945,293	5,465,997	1989	39				337,627
5. Current (Non-Institutional Only)	8	122	1993	27	89	26	11	0
6. Total Inception-to-Date (Non-Institutional Only)	2,230	1,021	1994	37				597
7. Current (Grand Total)	855,766	2,173,636	2003	39	80	361,678	20,820	0
8. Total Inception-to-Date (Grand Total)	26,051,187	25,427,968	2002	41				1,103,279
Primarily 2005 to 2012 Issue Years								
9. Current (Comprehensive)	1,162,986	598,578	2012	44	72	412,043	6,089	0
10. Total Inception-to-Date (Comprehensive)	15,433,933	2,783,443	2012	44				519,836
11. Current (Institutional Only)	0	0	0	0	0	0	0	0
12. Total Inception-to-Date (Institutional Only)	0	0	0	0				0
13. Current (Non-Institutional Only)	0	0	0	0	0	0	0	0
14. Total Inception-to-Date (Non-Institutional Only)	0	0	0	0				0
15. Current (Grand Total)	1,162,986	598,578	2012	44	72	412,043	6,089	0
16. Total Inception-to-Date (Grand Total)	15,433,933	2,783,443	2012	44				519,836
Primarily 2013 and Later Issue Years								
17. Current (Comprehensive)	192,667	24,826	2013	44	67	78,320	972	74
18. Total Inception-to-Date (Comprehensive)	1,674,378	80,870	2013	44				89,746
19. Current (Institutional Only)	0	0	0	0	0	0	0	0
20. Total Inception-to-Date (Institutional Only)	0	0	0	0				0
21. Current (Non-Institutional Only)	0	0	0	0	0	0	0	0
22. Total Inception-to-Date (Non-Institutional Only)	0	0	0	0				0
23. Current (Grand Total)	192,667	24,826	2013	44	67	78,320	972	74
24. Total Inception-to-Date (Grand Total)	1,674,378	80,870	2013	44				89,746

CAUTION: The information contained on this page is unaudited and not a complete analysis nor is it an expression of opinion on any insurer. This page may contain inadvertent errors.

2022 LONG-TERM CARE INSURANCE EXPERIENCE REPORTING FORM 2
By COMPANY NAME

Row Description	Premiums Earned	Incurred Claims	Cal Year of Peak Issues	PCT Male Lives Insured	Average Attained Age	NBR of Lives In-Force End of Year	NBR of Terminations	NBR of New Lives Insured
Company Name: Genworth Life Ins Co of NY		Company Code: 72990						
Primarily 2004 and Prior Issue Years								
1. Current (Comprehensive)	83,969	251,479	2004	39	79	28,702	1,394	0
2. Total Inception-to-Date (Comprehensive)	2,323,665	2,400,205	2002	42				61,618
3. Current (Institutional Only)	965	3,115	1990	30	89	548	86	0
4. Total Inception-to-Date (Institutional Only)	114,113	130,269	1990	45				7,189
5. Current (Non-Institutional Only)	0	0	0	0	0	0	0	0
6. Total Inception-to-Date (Non-Institutional Only)	0	0	0	0				0
7. Current (Grand Total)	84,934	254,594	2004	39	79	29,250	1,480	0
8. Total Inception-to-Date (Grand Total)	2,437,778	2,530,474	2002	42				68,807
Primarily 2005 to 2012 Issue Years								
9. Current (Comprehensive)	102,467	67,589	2011	42	73	27,208	373	0
10. Total Inception-to-Date (Comprehensive)	1,360,125	317,229	2007	43				34,348
11. Current (Institutional Only)	0	0	0	0	0	0	0	0
12. Total Inception-to-Date (Institutional Only)	0	0	0	0				0
13. Current (Non-Institutional Only)	0	0	0	0	0	0	0	0
14. Total Inception-to-Date (Non-Institutional Only)	0	0	0	0				0
15. Current (Grand Total)	102,467	67,589	2011	42	73	27,208	373	0
16. Total Inception-to-Date (Grand Total)	1,360,125	317,229	2007	43				34,348
Primarily 2013 and Later Issue Years								
17. Current (Comprehensive)	36,814	5,795	2014	45	67	10,323	80	0
18. Total Inception-to-Date (Comprehensive)	282,813	14,974	2014	45				11,449
19. Current (Institutional Only)	0	0	0	0	0	0	0	0
20. Total Inception-to-Date (Institutional Only)	0	0	0	0				0
21. Current (Non-Institutional Only)	0	0	0	0	0	0	0	0
22. Total Inception-to-Date (Non-Institutional Only)	0	0	0	0				0
23. Current (Grand Total)	36,814	5,795	2014	45	67	10,323	80	0
24. Total Inception-to-Date (Grand Total)	282,813	14,974	2014	45				11,449

CAUTION: The information contained on this page is unaudited and not a complete analysis nor is it an expression of opinion on any insurer. This page may contain inadvertent errors.

2022 LONG-TERM CARE INSURANCE EXPERIENCE REPORTING FORM 2
By COMPANY NAME

Row Description	Premiums Earned	Incurred Claims	Cal Year of Peak Issues	PCT Male Lives Insured	Average Attained Age	NBR of Lives In-Force End of Year	NBR of Terminations	NBR of New Lives Insured
Company Name: Georgia Assur Inc		Company Code: 16565						
Primarily 2004 and Prior Issue Years								
1. Current (Comprehensive)	0	0	0	0	0	0	0	0
2. Total Inception-to-Date (Comprehensive)	0	0	0	0				0
3. Current (Institutional Only)	0	0	0	0	0	0	0	0
4. Total Inception-to-Date (Institutional Only)	0	0	0	0				0
5. Current (Non-Institutional Only)	0	0	0	0	0	0	0	0
6. Total Inception-to-Date (Non-Institutional Only)	0	0	0	0				0
7. Current (Grand Total)	0	0	0	0	0	0	0	0
8. Total Inception-to-Date (Grand Total)	0	0	0	0				0
Primarily 2005 to 2012 Issue Years								
9. Current (Comprehensive)	0	0	0	0	0	0	0	0
10. Total Inception-to-Date (Comprehensive)	0	0	0	0				0
11. Current (Institutional Only)	0	0	0	0	0	0	0	0
12. Total Inception-to-Date (Institutional Only)	0	0	0	0				0
13. Current (Non-Institutional Only)	0	0	0	0	0	0	0	0
14. Total Inception-to-Date (Non-Institutional Only)	0	0	0	0				0
15. Current (Grand Total)	0	0	0	0	0	0	0	0
16. Total Inception-to-Date (Grand Total)	0	0	0	0				0
Primarily 2013 and Later Issue Years								
17. Current (Comprehensive)	0	0	0	0	0	0	0	0
18. Total Inception-to-Date (Comprehensive)	0	0	0	0				0
19. Current (Institutional Only)	0	0	0	0	0	0	0	0
20. Total Inception-to-Date (Institutional Only)	0	0	0	0				0
21. Current (Non-Institutional Only)	0	0	0	0	0	0	0	0
22. Total Inception-to-Date (Non-Institutional Only)	0	0	0	0				0
23. Current (Grand Total)	0	0	0	0	0	0	0	0
24. Total Inception-to-Date (Grand Total)	0	0	0	0				0

CAUTION: The information contained on this page is unaudited and not a complete analysis nor is it an expression of opinion on any insurer. This page may contain inadvertent errors.

2022 LONG-TERM CARE INSURANCE EXPERIENCE REPORTING FORM 2
By COMPANY NAME

Row Description	Premiums Earned	Incurred Claims	Cal Year of Peak Issues	PCT Male Lives Insured	Average Attained Age	NBR of Lives In-Force End of Year	NBR of Terminations	NBR of New Lives Insured
Company Name: Gerber Life Ins Co		Company Code: 70939						
Primarily 2004 and Prior Issue Years								
1. Current (Comprehensive)	0	0	0	0	0	0	0	0
2. Total Inception-to-Date (Comprehensive)	0	0	0	0				0
3. Current (Institutional Only)	0	0	0	0	0	10	0	0
4. Total Inception-to-Date (Institutional Only)	15,785	8,496	0	0				0
5. Current (Non-Institutional Only)	10	88	0	0	0	4	1	0
6. Total Inception-to-Date (Non-Institutional Only)	8,965	10,858	0	0				0
7. Current (Grand Total)	10	88	0	0	0	14	1	0
8. Total Inception-to-Date (Grand Total)	24,750	19,354	0	0				0
Primarily 2005 to 2012 Issue Years								
9. Current (Comprehensive)	0	0	0	0	0	0	0	0
10. Total Inception-to-Date (Comprehensive)	0	0	0	0				0
11. Current (Institutional Only)	0	0	0	0	0	0	0	0
12. Total Inception-to-Date (Institutional Only)	0	0	0	0				0
13. Current (Non-Institutional Only)	0	0	0	0	0	0	0	0
14. Total Inception-to-Date (Non-Institutional Only)	0	0	0	0				0
15. Current (Grand Total)	0	0	0	0	0	0	0	0
16. Total Inception-to-Date (Grand Total)	0	0	0	0				0
Primarily 2013 and Later Issue Years								
17. Current (Comprehensive)	0	0	0	0	0	0	0	0
18. Total Inception-to-Date (Comprehensive)	0	0	0	0				0
19. Current (Institutional Only)	0	0	0	0	0	0	0	0
20. Total Inception-to-Date (Institutional Only)	0	0	0	0				0
21. Current (Non-Institutional Only)	0	0	0	0	0	0	0	0
22. Total Inception-to-Date (Non-Institutional Only)	0	0	0	0				0
23. Current (Grand Total)	0	0	0	0	0	0	0	0
24. Total Inception-to-Date (Grand Total)	0	0	0	0				0

CAUTION: The information contained on this page is unaudited and not a complete analysis nor is it an expression of opinion on any insurer. This page may contain inadvertent errors.

2022 LONG-TERM CARE INSURANCE EXPERIENCE REPORTING FORM 2
By COMPANY NAME

Row Description	Premiums Earned	Incurred Claims	Cal Year of Peak Issues	PCT Male Lives Insured	Average Attained Age	NBR of Lives In-Force End of Year	NBR of Terminations	NBR of New Lives Insured
Company Name: Globe Life Ins Co of NY		Company Code: 74101						
Primarily 2004 and Prior Issue Years								
1. Current (Comprehensive)	5	-60	1989	11	91	9	1	0
2. Total Inception-to-Date (Comprehensive)	7,906	5,090	1990	33				1,629
3. Current (Institutional Only)	0	0	0	0	0	0	0	0
4. Total Inception-to-Date (Institutional Only)	0	0	0	0				0
5. Current (Non-Institutional Only)	0	0	0	0	0	0	0	0
6. Total Inception-to-Date (Non-Institutional Only)	0	0	0	0				0
7. Current (Grand Total)	5	-60	1989	11	91	9	1	0
8. Total Inception-to-Date (Grand Total)	7,906	5,090	1990	33				1,629
Primarily 2005 to 2012 Issue Years								
9. Current (Comprehensive)	0	0	0	0	0	0	0	0
10. Total Inception-to-Date (Comprehensive)	0	0	0	0				0
11. Current (Institutional Only)	0	0	0	0	0	0	0	0
12. Total Inception-to-Date (Institutional Only)	0	0	0	0				0
13. Current (Non-Institutional Only)	0	0	0	0	0	0	0	0
14. Total Inception-to-Date (Non-Institutional Only)	0	0	0	0				0
15. Current (Grand Total)	0	0	0	0	0	0	0	0
16. Total Inception-to-Date (Grand Total)	0	0	0	0				0
Primarily 2013 and Later Issue Years								
17. Current (Comprehensive)	0	0	0	0	0	0	0	0
18. Total Inception-to-Date (Comprehensive)	0	0	0	0				0
19. Current (Institutional Only)	0	0	0	0	0	0	0	0
20. Total Inception-to-Date (Institutional Only)	0	0	0	0				0
21. Current (Non-Institutional Only)	0	0	0	0	0	0	0	0
22. Total Inception-to-Date (Non-Institutional Only)	0	0	0	0				0
23. Current (Grand Total)	0	0	0	0	0	0	0	0
24. Total Inception-to-Date (Grand Total)	0	0	0	0				0

CAUTION: The information contained on this page is unaudited and not a complete analysis nor is it an expression of opinion on any insurer. This page may contain inadvertent errors.

2022 LONG-TERM CARE INSURANCE EXPERIENCE REPORTING FORM 2
By COMPANY NAME

Row Description	Premiums Earned	Incurred Claims	Cal Year of Peak Issues	PCT Male Lives Insured	Average Attained Age	NBR of Lives In-Force End of Year	NBR of Terminations	NBR of New Lives Insured
Company Name: Golden Rule Ins Co		Company Code: 62286						
Primarily 2004 and Prior Issue Years								
1. Current (Comprehensive)	0	0	0	0	0	0	0	0
2. Total Inception-to-Date (Comprehensive)	0	0	0	0				0
3. Current (Institutional Only)	0	0	0	0	0	0	0	0
4. Total Inception-to-Date (Institutional Only)	0	0	0	0				0
5. Current (Non-Institutional Only)	0	0	0	0	0	0	0	0
6. Total Inception-to-Date (Non-Institutional Only)	0	0	0	0				0
7. Current (Grand Total)	0	0	0	0	0	0	0	0
8. Total Inception-to-Date (Grand Total)	0	0	0	0				0
Primarily 2005 to 2012 Issue Years								
9. Current (Comprehensive)	0	0	2003	1	74	0	0	0
10. Total Inception-to-Date (Comprehensive)	913,165	218,750	2003	1				0
11. Current (Institutional Only)	0	0	0	0	0	0	0	0
12. Total Inception-to-Date (Institutional Only)	0	0	0	0				0
13. Current (Non-Institutional Only)	0	0	0	0	0	0	0	0
14. Total Inception-to-Date (Non-Institutional Only)	0	0	0	0				0
15. Current (Grand Total)	0	0	2003	1	74	0	0	0
16. Total Inception-to-Date (Grand Total)	913,165	218,750	2003	1				0
Primarily 2013 and Later Issue Years								
17. Current (Comprehensive)	0	0	0	0	0	0	0	0
18. Total Inception-to-Date (Comprehensive)	0	0	0	0				0
19. Current (Institutional Only)	0	0	0	0	0	0	0	0
20. Total Inception-to-Date (Institutional Only)	0	0	0	0				0
21. Current (Non-Institutional Only)	0	0	0	0	0	0	0	0
22. Total Inception-to-Date (Non-Institutional Only)	0	0	0	0				0
23. Current (Grand Total)	0	0	0	0	0	0	0	0
24. Total Inception-to-Date (Grand Total)	0	0	0	0				0

CAUTION: The information contained on this page is unaudited and not a complete analysis nor is it an expression of opinion on any insurer. This page may contain inadvertent errors.

2022 LONG-TERM CARE INSURANCE EXPERIENCE REPORTING FORM 2
By COMPANY NAME

Row Description	Premiums Earned	Incurred Claims	Cal Year of Peak Issues	PCT Male Lives Insured	Average Attained Age	NBR of Lives In-Force End of Year	NBR of Terminations	NBR of New Lives Insured
Company Name: Granada Ins Co		Company Code: 16870						
Primarily 2004 and Prior Issue Years								
1. Current (Comprehensive)	0	0	0	0	0	0	0	0
2. Total Inception-to-Date (Comprehensive)	0	0	0	0				0
3. Current (Institutional Only)	0	0	0	0	0	0	0	0
4. Total Inception-to-Date (Institutional Only)	0	0	0	0				0
5. Current (Non-Institutional Only)	0	0	0	0	0	0	0	0
6. Total Inception-to-Date (Non-Institutional Only)	0	0	0	0				0
7. Current (Grand Total)	0	0	0	0	0	0	0	0
8. Total Inception-to-Date (Grand Total)	0	0	0	0				0
Primarily 2005 to 2012 Issue Years								
9. Current (Comprehensive)	0	0	0	0	0	0	0	0
10. Total Inception-to-Date (Comprehensive)	0	0	0	0				0
11. Current (Institutional Only)	0	0	0	0	0	0	0	0
12. Total Inception-to-Date (Institutional Only)	0	0	0	0				0
13. Current (Non-Institutional Only)	0	0	0	0	0	0	0	0
14. Total Inception-to-Date (Non-Institutional Only)	0	0	0	0				0
15. Current (Grand Total)	0	0	0	0	0	0	0	0
16. Total Inception-to-Date (Grand Total)	0	0	0	0				0
Primarily 2013 and Later Issue Years								
17. Current (Comprehensive)	0	0	0	0	0	0	0	0
18. Total Inception-to-Date (Comprehensive)	0	0	0	0				0
19. Current (Institutional Only)	0	0	0	0	0	0	0	0
20. Total Inception-to-Date (Institutional Only)	0	0	0	0				0
21. Current (Non-Institutional Only)	0	0	0	0	0	0	0	0
22. Total Inception-to-Date (Non-Institutional Only)	0	0	0	0				0
23. Current (Grand Total)	0	0	0	0	0	0	0	0
24. Total Inception-to-Date (Grand Total)	0	0	0	0				0

CAUTION: The information contained on this page is unaudited and not a complete analysis nor is it an expression of opinion on any insurer. This page may contain inadvertent errors.

2022 LONG-TERM CARE INSURANCE EXPERIENCE REPORTING FORM 2
By COMPANY NAME

Row Description	Premiums Earned	Incurred Claims	Cal Year of Peak Issues	PCT Male Lives Insured	Average Attained Age	NBR of Lives In-Force End of Year	NBR of Terminations	NBR of New Lives Insured
Company Name: Group Hlth Coop of Eau Claire		Company Code: 95192						
Primarily 2004 and Prior Issue Years								
1. Current (Comprehensive)	0	0	0	0	0	0	0	0
2. Total Inception-to-Date (Comprehensive)	0	0	0	0				0
3. Current (Institutional Only)	0	0	0	0	0	0	0	0
4. Total Inception-to-Date (Institutional Only)	0	0	0	0				0
5. Current (Non-Institutional Only)	0	0	0	0	0	0	0	0
6. Total Inception-to-Date (Non-Institutional Only)	0	0	0	0				0
7. Current (Grand Total)	0	0	0	0	0	0	0	0
8. Total Inception-to-Date (Grand Total)	0	0	0	0				0
Primarily 2005 to 2012 Issue Years								
9. Current (Comprehensive)	0	0	0	0	0	0	0	0
10. Total Inception-to-Date (Comprehensive)	0	0	0	0				0
11. Current (Institutional Only)	0	0	0	0	0	0	0	0
12. Total Inception-to-Date (Institutional Only)	0	0	0	0				0
13. Current (Non-Institutional Only)	0	0	0	0	0	0	0	0
14. Total Inception-to-Date (Non-Institutional Only)	0	0	0	0				0
15. Current (Grand Total)	0	0	0	0	0	0	0	0
16. Total Inception-to-Date (Grand Total)	0	0	0	0				0
Primarily 2013 and Later Issue Years								
17. Current (Comprehensive)	0	0	0	0	0	0	0	0
18. Total Inception-to-Date (Comprehensive)	0	0	0	0				0
19. Current (Institutional Only)	0	0	0	0	0	0	0	0
20. Total Inception-to-Date (Institutional Only)	0	0	0	0				0
21. Current (Non-Institutional Only)	0	0	0	0	0	0	0	0
22. Total Inception-to-Date (Non-Institutional Only)	0	0	0	0				0
23. Current (Grand Total)	0	0	0	0	0	0	0	0
24. Total Inception-to-Date (Grand Total)	0	0	0	0				0

CAUTION: The information contained on this page is unaudited and not a complete analysis nor is it an expression of opinion on any insurer. This page may contain inadvertent errors.

2022 LONG-TERM CARE INSURANCE EXPERIENCE REPORTING FORM 2
By COMPANY NAME

Row Description	Premiums Earned	Incurred Claims	Cal Year of Peak Issues	PCT Male Lives Insured	Average Attained Age	NBR of Lives In-Force End of Year	NBR of Terminations	NBR of New Lives Insured
Company Name: Group Hospitalization & Med Svcs		Company Code: 53007						
Primarily 2004 and Prior Issue Years								
1. Current (Comprehensive)	14	259	1998	30	74	33	1	0
2. Total Inception-to-Date (Comprehensive)	3,238	3,650	1998	30				485
3. Current (Institutional Only)	0	0	0	0	0	0	0	0
4. Total Inception-to-Date (Institutional Only)	0	0	0	0				0
5. Current (Non-Institutional Only)	0	0	0	0	0	0	0	0
6. Total Inception-to-Date (Non-Institutional Only)	0	0	0	0				0
7. Current (Grand Total)	14	259	1998	30	74	33	1	0
8. Total Inception-to-Date (Grand Total)	3,238	3,650	1998	30				485
Primarily 2005 to 2012 Issue Years								
9. Current (Comprehensive)	0	0	0	0	0	0	0	0
10. Total Inception-to-Date (Comprehensive)	0	0	0	0				0
11. Current (Institutional Only)	0	0	0	0	0	0	0	0
12. Total Inception-to-Date (Institutional Only)	0	0	0	0				0
13. Current (Non-Institutional Only)	0	0	0	0	0	0	0	0
14. Total Inception-to-Date (Non-Institutional Only)	0	0	0	0				0
15. Current (Grand Total)	0	0	0	0	0	0	0	0
16. Total Inception-to-Date (Grand Total)	0	0	0	0				0
Primarily 2013 and Later Issue Years								
17. Current (Comprehensive)	0	0	0	0	0	0	0	0
18. Total Inception-to-Date (Comprehensive)	0	0	0	0				0
19. Current (Institutional Only)	0	0	0	0	0	0	0	0
20. Total Inception-to-Date (Institutional Only)	0	0	0	0				0
21. Current (Non-Institutional Only)	0	0	0	0	0	0	0	0
22. Total Inception-to-Date (Non-Institutional Only)	0	0	0	0				0
23. Current (Grand Total)	0	0	0	0	0	0	0	0
24. Total Inception-to-Date (Grand Total)	0	0	0	0				0

CAUTION: The information contained on this page is unaudited and not a complete analysis nor is it an expression of opinion on any insurer. This page may contain inadvertent errors.

2022 LONG-TERM CARE INSURANCE EXPERIENCE REPORTING FORM 2
By COMPANY NAME

Row Description	Premiums Earned	Incurred Claims	Cal Year of Peak Issues	PCT Male Lives Insured	Average Attained Age	NBR of Lives In-Force End of Year	NBR of Terminations	NBR of New Lives Insured
Company Name: Guarantee Trust Life Ins Co		Company Code: 64211						
Primarily 2004 and Prior Issue Years								
1. Current (Comprehensive)	3,056	3,337	2004	43	74	1,907	85	0
2. Total Inception-to-Date (Comprehensive)	99,222	34,361	2004	46				11,157
3. Current (Institutional Only)	1,724	3,079	2004	36	81	1,252	77	0
4. Total Inception-to-Date (Institutional Only)	57,400	45,329	2004	44				9,698
5. Current (Non-Institutional Only)	401	348	2002	29	89	281	42	0
6. Total Inception-to-Date (Non-Institutional Only)	24,715	63,805	2002	35				2,882
7. Current (Grand Total)	5,181	6,764	2004	39	78	3,440	204	0
8. Total Inception-to-Date (Grand Total)	181,337	143,495	2004	43				23,737
Primarily 2005 to 2012 Issue Years								
9. Current (Comprehensive)	15,334	8,578	2008	50	67	8,843	150	0
10. Total Inception-to-Date (Comprehensive)	244,288	81,532	2007	51				25,654
11. Current (Institutional Only)	5,630	5,116	2005	45	76	3,327	149	0
12. Total Inception-to-Date (Institutional Only)	92,450	67,563	2008	49				14,598
13. Current (Non-Institutional Only)	5	0	2005	24	0	0	0	0
14. Total Inception-to-Date (Non-Institutional Only)	184	460	2005	24				21
15. Current (Grand Total)	20,969	13,694	2008	49	70	12,170	299	0
16. Total Inception-to-Date (Grand Total)	336,922	149,555	2007	50				40,273
Primarily 2013 and Later Issue Years								
17. Current (Comprehensive)	4,024	894	2013	50	57	15	0	0
18. Total Inception-to-Date (Comprehensive)	7,882	1,722	2013	40				25
19. Current (Institutional Only)	1,591	602	2013	44	69	16	2	0
20. Total Inception-to-Date (Institutional Only)	3,299	1,249	2013	51				44
21. Current (Non-Institutional Only)	0	0	0	0	0	0	0	0
22. Total Inception-to-Date (Non-Institutional Only)	0	0	0	0				0
23. Current (Grand Total)	5,615	1,496	2013	47	63	31	2	0
24. Total Inception-to-Date (Grand Total)	11,181	2,971	2013	49				69

CAUTION: The information contained on this page is unaudited and not a complete analysis nor is it an expression of opinion on any insurer. This page may contain inadvertent errors.

2022 LONG-TERM CARE INSURANCE EXPERIENCE REPORTING FORM 2
By COMPANY NAME

Row Description	Premiums Earned	Incurred Claims	Cal Year of Peak Issues	PCT Male Lives Insured	Average Attained Age	NBR of Lives In-Force End of Year	NBR of Terminations	NBR of New Lives Insured
Company Name: Guaranty Income Life Ins Co		Company Code: 64238						
Primarily 2004 and Prior Issue Years								
1. Current (Comprehensive)	0	0	0	0	0	0	0	0
2. Total Inception-to-Date (Comprehensive)	0	0	0	0				0
3. Current (Institutional Only)	0	0	0	0	0	0	0	0
4. Total Inception-to-Date (Institutional Only)	0	0	0	0				0
5. Current (Non-Institutional Only)	0	0	0	0	0	0	0	0
6. Total Inception-to-Date (Non-Institutional Only)	0	0	0	0				0
7. Current (Grand Total)	0	0	0	0	0	0	0	0
8. Total Inception-to-Date (Grand Total)	0	0	0	0				0
Primarily 2005 to 2012 Issue Years								
9. Current (Comprehensive)	0	0	0	0	0	0	0	0
10. Total Inception-to-Date (Comprehensive)	0	0	0	0				0
11. Current (Institutional Only)	0	0	0	0	0	0	0	0
12. Total Inception-to-Date (Institutional Only)	0	0	0	0				0
13. Current (Non-Institutional Only)	0	0	0	0	0	0	0	0
14. Total Inception-to-Date (Non-Institutional Only)	0	0	0	0				0
15. Current (Grand Total)	0	0	0	0	0	0	0	0
16. Total Inception-to-Date (Grand Total)	0	0	0	0				0
Primarily 2013 and Later Issue Years								
17. Current (Comprehensive)	0	0	0	0	0	0	0	0
18. Total Inception-to-Date (Comprehensive)	0	0	0	0				0
19. Current (Institutional Only)	0	0	0	0	0	0	0	0
20. Total Inception-to-Date (Institutional Only)	0	0	0	0				0
21. Current (Non-Institutional Only)	0	0	0	0	0	0	0	0
22. Total Inception-to-Date (Non-Institutional Only)	0	0	0	0				0
23. Current (Grand Total)	0	0	0	0	0	0	0	0
24. Total Inception-to-Date (Grand Total)	0	0	0	0				0

CAUTION: The information contained on this page is unaudited and not a complete analysis nor is it an expression of opinion on any insurer. This page may contain inadvertent errors.

2022 LONG-TERM CARE INSURANCE EXPERIENCE REPORTING FORM 2
By COMPANY NAME

Row Description	Premiums Earned	Incurred Claims	Cal Year of Peak Issues	PCT Male Lives Insured	Average Attained Age	NBR of Lives In-Force End of Year	NBR of Terminations	NBR of New Lives Insured
Company Name: Health Care Serv Corp A Mut Legal Re		Company Code: 70670						
Primarily 2004 and Prior Issue Years								
1. Current (Comprehensive)	1,002	7,433	2002	0	84	740	69	0
2. Total Inception-to-Date (Comprehensive)	51,802	79,066	2000	0				2,329
3. Current (Institutional Only)	59	712	1998	0	85	50	12	0
4. Total Inception-to-Date (Institutional Only)	2,827	5,241	1999	0				213
5. Current (Non-Institutional Only)	0	0	0	0	0	0	0	0
6. Total Inception-to-Date (Non-Institutional Only)	0	0	0	0				0
7. Current (Grand Total)	1,061	8,144	2000	0	84	790	81	0
8. Total Inception-to-Date (Grand Total)	54,629	84,308	2000	0				2,542
Primarily 2005 to 2012 Issue Years								
9. Current (Comprehensive)	373	756	2005	0	78	189	6	0
10. Total Inception-to-Date (Comprehensive)	8,492	5,427	2005	0				327
11. Current (Institutional Only)	0	0	0	0	0	0	0	0
12. Total Inception-to-Date (Institutional Only)	0	0	0	0				0
13. Current (Non-Institutional Only)	0	0	0	0	0	0	0	0
14. Total Inception-to-Date (Non-Institutional Only)	0	0	0	0				0
15. Current (Grand Total)	373	756	2005	0	78	189	6	0
16. Total Inception-to-Date (Grand Total)	8,492	5,427	2005	0				327
Primarily 2013 and Later Issue Years								
17. Current (Comprehensive)	0	0	0	0	0	0	0	0
18. Total Inception-to-Date (Comprehensive)	0	0	0	0				0
19. Current (Institutional Only)	0	0	0	0	0	0	0	0
20. Total Inception-to-Date (Institutional Only)	0	0	0	0				0
21. Current (Non-Institutional Only)	0	0	0	0	0	0	0	0
22. Total Inception-to-Date (Non-Institutional Only)	0	0	0	0				0
23. Current (Grand Total)	0	0	0	0	0	0	0	0
24. Total Inception-to-Date (Grand Total)	0	0	0	0				0

CAUTION: The information contained on this page is unaudited and not a complete analysis nor is it an expression of opinion on any insurer. This page may contain inadvertent errors.

2022 LONG-TERM CARE INSURANCE EXPERIENCE REPORTING FORM 2
By COMPANY NAME

Row Description	Premiums Earned	Incurred Claims	Cal Year of Peak Issues	PCT Male Lives Insured	Average Attained Age	NBR of Lives In-Force End of Year	NBR of Terminations	NBR of New Lives Insured
Company Name: Healthy Alliance Life Ins Co		Company Code: 78972						
Primarily 2004 and Prior Issue Years								
1. Current (Comprehensive)	18	639	1992	26	89	35	3	0
2. Total Inception-to-Date (Comprehensive)	3,501	6,252	1991	36				171
3. Current (Institutional Only)	0	0	0	0	0	0	0	0
4. Total Inception-to-Date (Institutional Only)	301	848	1992	38				16
5. Current (Non-Institutional Only)	0	0	0	0	0	0	0	0
6. Total Inception-to-Date (Non-Institutional Only)	0	0	0	0				0
7. Current (Grand Total)	18	639	1992	26	89	35	3	0
8. Total Inception-to-Date (Grand Total)	3,802	7,100	1991	36				187
Primarily 2005 to 2012 Issue Years								
9. Current (Comprehensive)	0	0	0	0	0	0	0	0
10. Total Inception-to-Date (Comprehensive)	0	0	0	0				0
11. Current (Institutional Only)	0	0	0	0	0	0	0	0
12. Total Inception-to-Date (Institutional Only)	0	0	0	0				0
13. Current (Non-Institutional Only)	0	0	0	0	0	0	0	0
14. Total Inception-to-Date (Non-Institutional Only)	0	0	0	0				0
15. Current (Grand Total)	0	0	0	0	0	0	0	0
16. Total Inception-to-Date (Grand Total)	0	0	0	0				0
Primarily 2013 and Later Issue Years								
17. Current (Comprehensive)	0	0	0	0	0	0	0	0
18. Total Inception-to-Date (Comprehensive)	0	0	0	0				0
19. Current (Institutional Only)	0	0	0	0	0	0	0	0
20. Total Inception-to-Date (Institutional Only)	0	0	0	0				0
21. Current (Non-Institutional Only)	0	0	0	0	0	0	0	0
22. Total Inception-to-Date (Non-Institutional Only)	0	0	0	0				0
23. Current (Grand Total)	0	0	0	0	0	0	0	0
24. Total Inception-to-Date (Grand Total)	0	0	0	0				0

CAUTION: The information contained on this page is unaudited and not a complete analysis nor is it an expression of opinion on any insurer. This page may contain inadvertent errors.

2022 LONG-TERM CARE INSURANCE EXPERIENCE REPORTING FORM 2
By COMPANY NAME

Row Description	Premiums Earned	Incurred Claims	Cal Year of Peak Issues	PCT Male Lives Insured	Average Attained Age	NBR of Lives In-Force End of Year	NBR of Terminations	NBR of New Lives Insured
Company Name: Highmark BCBSD Inc		Company Code: 53287						
Primarily 2004 and Prior Issue Years								
1. Current (Comprehensive)	100	227	1996	26	90	85	12	0
2. Total Inception-to-Date (Comprehensive)	14,955	10,985	1996	40				786
3. Current (Institutional Only)	24	-53	1995	19	91	37	10	0
4. Total Inception-to-Date (Institutional Only)	5,615	4,747	1995	39				430
5. Current (Non-Institutional Only)	0	0	0	0	0	0	0	0
6. Total Inception-to-Date (Non-Institutional Only)	0	0	0	0				0
7. Current (Grand Total)	124	174	0	0	0	122	22	0
8. Total Inception-to-Date (Grand Total)	20,570	15,732	0	0				1,216
Primarily 2005 to 2012 Issue Years								
9. Current (Comprehensive)	0	0	0	0	0	0	0	0
10. Total Inception-to-Date (Comprehensive)	0	0	0	0				0
11. Current (Institutional Only)	0	0	0	0	0	0	0	0
12. Total Inception-to-Date (Institutional Only)	0	0	0	0				0
13. Current (Non-Institutional Only)	0	0	0	0	0	0	0	0
14. Total Inception-to-Date (Non-Institutional Only)	0	0	0	0				0
15. Current (Grand Total)	0	0	0	0	0	0	0	0
16. Total Inception-to-Date (Grand Total)	0	0	0	0				0
Primarily 2013 and Later Issue Years								
17. Current (Comprehensive)	0	0	0	0	0	0	0	0
18. Total Inception-to-Date (Comprehensive)	0	0	0	0				0
19. Current (Institutional Only)	0	0	0	0	0	0	0	0
20. Total Inception-to-Date (Institutional Only)	0	0	0	0				0
21. Current (Non-Institutional Only)	0	0	0	0	0	0	0	0
22. Total Inception-to-Date (Non-Institutional Only)	0	0	0	0				0
23. Current (Grand Total)	0	0	0	0	0	0	0	0
24. Total Inception-to-Date (Grand Total)	0	0	0	0				0

CAUTION: The information contained on this page is unaudited and not a complete analysis nor is it an expression of opinion on any insurer. This page may contain inadvertent errors.

2022 LONG-TERM CARE INSURANCE EXPERIENCE REPORTING FORM 2
By COMPANY NAME

Row Description	Premiums Earned	Incurred Claims	Cal Year of Peak Issues	PCT Male Lives Insured	Average Attained Age	NBR of Lives In-Force End of Year	NBR of Terminations	NBR of New Lives Insured
Company Name: Highmark Cas Ins Co		Company Code: 35599						
Primarily 2004 and Prior Issue Years								
1. Current (Comprehensive)	22	1,049	1992	29	84	38	5	0
2. Total Inception-to-Date (Comprehensive)	7,102	6,217	1991	37				366
3. Current (Institutional Only)	9	25	1992	38	90	13	2	0
4. Total Inception-to-Date (Institutional Only)	2,071	1,878	1992	41				174
5. Current (Non-Institutional Only)	0	0	0	0	0	0	0	0
6. Total Inception-to-Date (Non-Institutional Only)	262	50	1989	26				27
7. Current (Grand Total)	31	1,074	1992	31	86	51	7	0
8. Total Inception-to-Date (Grand Total)	9,435	8,145	1991	37				567
Primarily 2005 to 2012 Issue Years								
9. Current (Comprehensive)	0	0	0	0	0	0	0	0
10. Total Inception-to-Date (Comprehensive)	0	0	0	0				0
11. Current (Institutional Only)	0	0	0	0	0	0	0	0
12. Total Inception-to-Date (Institutional Only)	0	0	0	0				0
13. Current (Non-Institutional Only)	0	0	0	0	0	0	0	0
14. Total Inception-to-Date (Non-Institutional Only)	0	0	0	0				0
15. Current (Grand Total)	0	0	0	0	0	0	0	0
16. Total Inception-to-Date (Grand Total)	0	0	0	0				0
Primarily 2013 and Later Issue Years								
17. Current (Comprehensive)	0	0	0	0	0	0	0	0
18. Total Inception-to-Date (Comprehensive)	0	0	0	0				0
19. Current (Institutional Only)	0	0	0	0	0	0	0	0
20. Total Inception-to-Date (Institutional Only)	0	0	0	0				0
21. Current (Non-Institutional Only)	0	0	0	0	0	0	0	0
22. Total Inception-to-Date (Non-Institutional Only)	0	0	0	0				0
23. Current (Grand Total)	0	0	0	0	0	0	0	0
24. Total Inception-to-Date (Grand Total)	0	0	0	0				0

CAUTION: The information contained on this page is unaudited and not a complete analysis nor is it an expression of opinion on any insurer. This page may contain inadvertent errors.

2022 LONG-TERM CARE INSURANCE EXPERIENCE REPORTING FORM 2
By COMPANY NAME

Row Description	Premiums Earned	Incurred Claims	Cal Year of Peak Issues	PCT Male Lives Insured	Average Attained Age	NBR of Lives In-Force End of Year	NBR of Terminations	NBR of New Lives Insured
Company Name: Highmark Inc		Company Code: 54771						
Primarily 2004 and Prior Issue Years								
1. Current (Comprehensive)	1,168	2,776	2003	40	78	676	43	0
2. Total Inception-to-Date (Comprehensive)	32,523	23,435	2001	41				1,423
3. Current (Institutional Only)	70	0	2001	35	79	66	2	0
4. Total Inception-to-Date (Institutional Only)	3,146	2,299	2001	33				234
5. Current (Non-Institutional Only)	2	0	2002	0	83	3	0	0
6. Total Inception-to-Date (Non-Institutional Only)	79	0	2003	29				7
7. Current (Grand Total)	1,240	2,776	2003	39	78	745	45	0
8. Total Inception-to-Date (Grand Total)	35,748	25,734	2001	39				1,664
Primarily 2005 to 2012 Issue Years								
9. Current (Comprehensive)	1,950	569	2009	39	66	898	8	0
10. Total Inception-to-Date (Comprehensive)	25,195	2,838	2009	39				1,244
11. Current (Institutional Only)	0	0	0	0	0	0	0	0
12. Total Inception-to-Date (Institutional Only)	0	0	0	0				0
13. Current (Non-Institutional Only)	3	0	2006	100	75	1	0	0
14. Total Inception-to-Date (Non-Institutional Only)	15	0	2006	100				1
15. Current (Grand Total)	1,953	569	2009	39	66	899	8	0
16. Total Inception-to-Date (Grand Total)	25,210	2,838	2009	39				1,245
Primarily 2013 and Later Issue Years								
17. Current (Comprehensive)	0	0	0	0	0	0	0	0
18. Total Inception-to-Date (Comprehensive)	0	0	0	0				0
19. Current (Institutional Only)	0	0	0	0	0	0	0	0
20. Total Inception-to-Date (Institutional Only)	0	0	0	0				0
21. Current (Non-Institutional Only)	0	0	0	0	0	0	0	0
22. Total Inception-to-Date (Non-Institutional Only)	0	0	0	0				0
23. Current (Grand Total)	0	0	0	0	0	0	0	0
24. Total Inception-to-Date (Grand Total)	0	0	0	0				0

CAUTION: The information contained on this page is unaudited and not a complete analysis nor is it an expression of opinion on any insurer. This page may contain inadvertent errors.

2022 LONG-TERM CARE INSURANCE EXPERIENCE REPORTING FORM 2
By COMPANY NAME

Row Description	Premiums Earned	Incurred Claims	Cal Year of Peak Issues	PCT Male Lives Insured	Average Attained Age	NBR of Lives In-Force End of Year	NBR of Terminations	NBR of New Lives Insured
Company Name: HM Life Ins Co		Company Code: 93440						
Primarily 2004 and Prior Issue Years								
1. Current (Comprehensive)	0	0	0	0	0	0	0	0
2. Total Inception-to-Date (Comprehensive)	0	0	0	0				0
3. Current (Institutional Only)	0	0	0	0	0	0	0	0
4. Total Inception-to-Date (Institutional Only)	0	0	0	0				0
5. Current (Non-Institutional Only)	0	0	0	0	0	0	0	0
6. Total Inception-to-Date (Non-Institutional Only)	0	0	0	0				0
7. Current (Grand Total)	0	0	0	0	0	0	0	0
8. Total Inception-to-Date (Grand Total)	0	0	0	0				0
Primarily 2005 to 2012 Issue Years								
9. Current (Comprehensive)	0	0	0	0	0	0	0	0
10. Total Inception-to-Date (Comprehensive)	0	0	0	0				0
11. Current (Institutional Only)	0	0	0	0	0	0	0	0
12. Total Inception-to-Date (Institutional Only)	0	0	0	0				0
13. Current (Non-Institutional Only)	0	0	0	0	0	0	0	0
14. Total Inception-to-Date (Non-Institutional Only)	0	0	0	0				0
15. Current (Grand Total)	0	0	0	0	0	0	0	0
16. Total Inception-to-Date (Grand Total)	0	0	0	0				0
Primarily 2013 and Later Issue Years								
17. Current (Comprehensive)	0	0	0	0	0	0	0	0
18. Total Inception-to-Date (Comprehensive)	0	0	0	0				0
19. Current (Institutional Only)	0	0	0	0	0	0	0	0
20. Total Inception-to-Date (Institutional Only)	0	0	0	0				0
21. Current (Non-Institutional Only)	0	0	0	0	0	0	0	0
22. Total Inception-to-Date (Non-Institutional Only)	0	0	0	0				0
23. Current (Grand Total)	0	0	0	0	0	0	0	0
24. Total Inception-to-Date (Grand Total)	0	0	0	0				0

CAUTION: The information contained on this page is unaudited and not a complete analysis nor is it an expression of opinion on any insurer. This page may contain inadvertent errors.

2022 LONG-TERM CARE INSURANCE EXPERIENCE REPORTING FORM 2
By COMPANY NAME

Row Description	Premiums Earned	Incurred Claims	Cal Year of Peak Issues	PCT Male Lives Insured	Average Attained Age	NBR of Lives In-Force End of Year	NBR of Terminations	NBR of New Lives Insured
Company Name: Hopkins Hlth Advantage Inc		Company Code: 15700						
Primarily 2004 and Prior Issue Years								
1. Current (Comprehensive)	0	0	0	0	0	0	0	0
2. Total Inception-to-Date (Comprehensive)	0	0	0	0				0
3. Current (Institutional Only)	0	0	0	0	0	0	0	0
4. Total Inception-to-Date (Institutional Only)	0	0	0	0				0
5. Current (Non-Institutional Only)	0	0	0	0	0	0	0	0
6. Total Inception-to-Date (Non-Institutional Only)	0	0	0	0				0
7. Current (Grand Total)	0	0	0	0	0	0	0	0
8. Total Inception-to-Date (Grand Total)	0	0	0	0				0
Primarily 2005 to 2012 Issue Years								
9. Current (Comprehensive)	0	0	0	0	0	0	0	0
10. Total Inception-to-Date (Comprehensive)	0	0	0	0				0
11. Current (Institutional Only)	0	0	0	0	0	0	0	0
12. Total Inception-to-Date (Institutional Only)	0	0	0	0				0
13. Current (Non-Institutional Only)	0	0	0	0	0	0	0	0
14. Total Inception-to-Date (Non-Institutional Only)	0	0	0	0				0
15. Current (Grand Total)	0	0	0	0	0	0	0	0
16. Total Inception-to-Date (Grand Total)	0	0	0	0				0
Primarily 2013 and Later Issue Years								
17. Current (Comprehensive)	0	0	0	0	0	0	0	0
18. Total Inception-to-Date (Comprehensive)	0	0	0	0				0
19. Current (Institutional Only)	0	0	0	0	0	0	0	0
20. Total Inception-to-Date (Institutional Only)	0	0	0	0				0
21. Current (Non-Institutional Only)	0	0	0	0	0	0	0	0
22. Total Inception-to-Date (Non-Institutional Only)	0	0	0	0				0
23. Current (Grand Total)	0	0	0	0	0	0	0	0
24. Total Inception-to-Date (Grand Total)	0	0	0	0				0

CAUTION: The information contained on this page is unaudited and not a complete analysis nor is it an expression of opinion on any insurer. This page may contain inadvertent errors.

2022 LONG-TERM CARE INSURANCE EXPERIENCE REPORTING FORM 2
By COMPANY NAME

Row Description	Premiums Earned	Incurred Claims	Cal Year of Peak Issues	PCT Male Lives Insured	Average Attained Age	NBR of Lives In-Force End of Year	NBR of Terminations	NBR of New Lives Insured
Company Name: Independence Hospital Ind Plan Inc		Company Code: 54704						
Primarily 2004 and Prior Issue Years								
1. Current (Comprehensive)	803	2,551	2000	34	84	335	30	0
2. Total Inception-to-Date (Comprehensive)	37,059	28,722	2000	43				2,715
3. Current (Institutional Only)	1,023	3,321	2000	33	84	683	74	0
4. Total Inception-to-Date (Institutional Only)	57,326	58,152	2000	43				6,351
5. Current (Non-Institutional Only)	0	0	0	0	0	0	0	0
6. Total Inception-to-Date (Non-Institutional Only)	0	0	0	0				0
7. Current (Grand Total)	1,826	5,872	2000	33	84	1,018	104	0
8. Total Inception-to-Date (Grand Total)	94,385	86,874	2000	43				9,066
Primarily 2005 to 2012 Issue Years								
9. Current (Comprehensive)	0	0	0	0	0	0	0	0
10. Total Inception-to-Date (Comprehensive)	0	0	0	0				0
11. Current (Institutional Only)	0	0	0	0	0	0	0	0
12. Total Inception-to-Date (Institutional Only)	0	0	0	0				0
13. Current (Non-Institutional Only)	0	0	0	0	0	0	0	0
14. Total Inception-to-Date (Non-Institutional Only)	0	0	0	0				0
15. Current (Grand Total)	0	0	0	0	0	0	0	0
16. Total Inception-to-Date (Grand Total)	0	0	0	0				0
Primarily 2013 and Later Issue Years								
17. Current (Comprehensive)	0	0	0	0	0	0	0	0
18. Total Inception-to-Date (Comprehensive)	0	0	0	0				0
19. Current (Institutional Only)	0	0	0	0	0	0	0	0
20. Total Inception-to-Date (Institutional Only)	0	0	0	0				0
21. Current (Non-Institutional Only)	0	0	0	0	0	0	0	0
22. Total Inception-to-Date (Non-Institutional Only)	0	0	0	0				0
23. Current (Grand Total)	0	0	0	0	0	0	0	0
24. Total Inception-to-Date (Grand Total)	0	0	0	0				0

CAUTION: The information contained on this page is unaudited and not a complete analysis nor is it an expression of opinion on any insurer. This page may contain inadvertent errors.

2022 LONG-TERM CARE INSURANCE EXPERIENCE REPORTING FORM 2
By COMPANY NAME

Row Description	Premiums Earned	Incurred Claims	Cal Year of Peak Issues	PCT Male Lives Insured	Average Attained Age	NBR of Lives In-Force End of Year	NBR of Terminations	NBR of New Lives Insured
Company Name: Indiana Lumbermens Ins Co		Company Code: 14265						
Primarily 2004 and Prior Issue Years								
1. Current (Comprehensive)	0	0	0	0	0	0	0	0
2. Total Inception-to-Date (Comprehensive)	0	0	0	0				0
3. Current (Institutional Only)	0	0	0	0	0	0	0	0
4. Total Inception-to-Date (Institutional Only)	0	0	0	0				0
5. Current (Non-Institutional Only)	0	0	0	0	0	0	0	0
6. Total Inception-to-Date (Non-Institutional Only)	0	0	0	0				0
7. Current (Grand Total)	0	0	0	0	0	0	0	0
8. Total Inception-to-Date (Grand Total)	0	0	0	0				0
Primarily 2005 to 2012 Issue Years								
9. Current (Comprehensive)	0	0	0	0	0	0	0	0
10. Total Inception-to-Date (Comprehensive)	0	0	0	0				0
11. Current (Institutional Only)	0	0	0	0	0	0	0	0
12. Total Inception-to-Date (Institutional Only)	0	0	0	0				0
13. Current (Non-Institutional Only)	0	0	0	0	0	0	0	0
14. Total Inception-to-Date (Non-Institutional Only)	0	0	0	0				0
15. Current (Grand Total)	0	0	0	0	0	0	0	0
16. Total Inception-to-Date (Grand Total)	0	0	0	0				0
Primarily 2013 and Later Issue Years								
17. Current (Comprehensive)	0	0	0	0	0	0	0	0
18. Total Inception-to-Date (Comprehensive)	0	0	0	0				0
19. Current (Institutional Only)	0	0	0	0	0	0	0	0
20. Total Inception-to-Date (Institutional Only)	0	0	0	0				0
21. Current (Non-Institutional Only)	0	0	0	0	0	0	0	0
22. Total Inception-to-Date (Non-Institutional Only)	0	0	0	0				0
23. Current (Grand Total)	0	0	0	0	0	0	0	0
24. Total Inception-to-Date (Grand Total)	0	0	0	0				0

CAUTION: The information contained on this page is unaudited and not a complete analysis nor is it an expression of opinion on any insurer. This page may contain inadvertent errors.

2022 LONG-TERM CARE INSURANCE EXPERIENCE REPORTING FORM 2
By COMPANY NAME

Row Description	Premiums Earned	Incurred Claims	Cal Year of Peak Issues	PCT Male Lives Insured	Average Attained Age	NBR of Lives In-Force End of Year	NBR of Terminations	NBR of New Lives Insured
Company Name: Jackson Natl Life Ins Co		Company Code: 65056						
Primarily 2004 and Prior Issue Years								
1. Current (Comprehensive)	17,710	42,792	2002	36	80	8,834	476	0
2. Total Inception-to-Date (Comprehensive)	595,867	568,187	2002	35				27,580
3. Current (Institutional Only)	407	928	2002	36	84	224	16	0
4. Total Inception-to-Date (Institutional Only)	14,085	12,964	2002	39				3,451
5. Current (Non-Institutional Only)	154	710	1999	26	92	115	33	0
6. Total Inception-to-Date (Non-Institutional Only)	21,110	33,149	1999	33				1,598
7. Current (Grand Total)	18,271	44,430	2002	36	80	9,173	525	0
8. Total Inception-to-Date (Grand Total)	631,062	614,300	2002	35				32,629
Primarily 2005 to 2012 Issue Years								
9. Current (Comprehensive)	0	0	0	0	0	0	0	0
10. Total Inception-to-Date (Comprehensive)	0	0	0	0				0
11. Current (Institutional Only)	0	0	0	0	0	0	0	0
12. Total Inception-to-Date (Institutional Only)	0	0	0	0				0
13. Current (Non-Institutional Only)	0	0	0	0	0	0	0	0
14. Total Inception-to-Date (Non-Institutional Only)	0	0	0	0				0
15. Current (Grand Total)	0	0	0	0	0	0	0	0
16. Total Inception-to-Date (Grand Total)	0	0	0	0				0
Primarily 2013 and Later Issue Years								
17. Current (Comprehensive)	0	0	0	0	0	0	0	0
18. Total Inception-to-Date (Comprehensive)	0	0	0	0				0
19. Current (Institutional Only)	0	0	0	0	0	0	0	0
20. Total Inception-to-Date (Institutional Only)	0	0	0	0				0
21. Current (Non-Institutional Only)	0	0	0	0	0	0	0	0
22. Total Inception-to-Date (Non-Institutional Only)	0	0	0	0				0
23. Current (Grand Total)	0	0	0	0	0	0	0	0
24. Total Inception-to-Date (Grand Total)	0	0	0	0				0

CAUTION: The information contained on this page is unaudited and not a complete analysis nor is it an expression of opinion on any insurer. This page may contain inadvertent errors.

2022 LONG-TERM CARE INSURANCE EXPERIENCE REPORTING FORM 2
By COMPANY NAME

Row Description	Premiums Earned	Incurred Claims	Cal Year of Peak Issues	PCT Male Lives Insured	Average Attained Age	NBR of Lives In-Force End of Year	NBR of Terminations	NBR of New Lives Insured
Company Name: John Alden Life Ins Co		Company Code: 65080						
Primarily 2004 and Prior Issue Years								
1. Current (Comprehensive)	7,044	35,856	1996	0	83	7,053	377	0
2. Total Inception-to-Date (Comprehensive)	394,441	543,376	1996	0				17,430
3. Current (Institutional Only)	0	0	0	0	0	0	0	0
4. Total Inception-to-Date (Institutional Only)	0	0	0	0				0
5. Current (Non-Institutional Only)	0	0	0	0	0	0	0	0
6. Total Inception-to-Date (Non-Institutional Only)	0	0	0	0				0
7. Current (Grand Total)	7,044	35,856	0	0	83	7,053	377	0
8. Total Inception-to-Date (Grand Total)	394,441	543,376	0	0				17,430
Primarily 2005 to 2012 Issue Years								
9. Current (Comprehensive)	0	0	0	0	0	0	0	0
10. Total Inception-to-Date (Comprehensive)	0	0	0	0				0
11. Current (Institutional Only)	0	0	0	0	0	0	0	0
12. Total Inception-to-Date (Institutional Only)	0	0	0	0				0
13. Current (Non-Institutional Only)	0	0	0	0	0	0	0	0
14. Total Inception-to-Date (Non-Institutional Only)	0	0	0	0				0
15. Current (Grand Total)	0	0	0	0	0	0	0	0
16. Total Inception-to-Date (Grand Total)	0	0	0	0				0
Primarily 2013 and Later Issue Years								
17. Current (Comprehensive)	0	0	0	0	0	0	0	0
18. Total Inception-to-Date (Comprehensive)	0	0	0	0				0
19. Current (Institutional Only)	0	0	0	0	0	0	0	0
20. Total Inception-to-Date (Institutional Only)	0	0	0	0				0
21. Current (Non-Institutional Only)	0	0	0	0	0	0	0	0
22. Total Inception-to-Date (Non-Institutional Only)	0	0	0	0				0
23. Current (Grand Total)	0	0	0	0	0	0	0	0
24. Total Inception-to-Date (Grand Total)	0	0	0	0				0

CAUTION: The information contained on this page is unaudited and not a complete analysis nor is it an expression of opinion on any insurer. This page may contain inadvertent errors.

2022 LONG-TERM CARE INSURANCE EXPERIENCE REPORTING FORM 2
By COMPANY NAME

Row Description	Premiums Earned	Incurred Claims	Cal Year of Peak Issues	PCT Male Lives Insured	Average Attained Age	NBR of Lives In-Force End of Year	NBR of Terminations	NBR of New Lives Insured
Company Name: John Hancock Life & Hlth Ins Co		Company Code: 93610						
Primarily 2004 and Prior Issue Years								
1. Current (Comprehensive)	82,276	228,975	2003	36	80	23,009	1,403	0
2. Total Inception-to-Date (Comprehensive)	1,857,672	2,172,188	2003	40				35,250
3. Current (Institutional Only)	0	0	0	0	0	0	0	0
4. Total Inception-to-Date (Institutional Only)	0	0	0	0				0
5. Current (Non-Institutional Only)	0	0	0	0	0	0	0	0
6. Total Inception-to-Date (Non-Institutional Only)	0	0	0	0				0
7. Current (Grand Total)	82,276	228,975	2003	36	80	23,009	1,403	0
8. Total Inception-to-Date (Grand Total)	1,857,672	2,172,188	2003	40				35,250
Primarily 2005 to 2012 Issue Years								
9. Current (Comprehensive)	75,312	90,580	2006	40	73	19,819	417	0
10. Total Inception-to-Date (Comprehensive)	1,286,259	330,284	2006	41				29,306
11. Current (Institutional Only)	0	0	0	0	0	0	0	0
12. Total Inception-to-Date (Institutional Only)	0	0	0	0				0
13. Current (Non-Institutional Only)	0	0	0	0	0	0	0	0
14. Total Inception-to-Date (Non-Institutional Only)	0	0	0	0				0
15. Current (Grand Total)	75,312	90,580	2006	40	73	19,819	417	0
16. Total Inception-to-Date (Grand Total)	1,286,259	330,284	2006	41				29,306
Primarily 2013 and Later Issue Years								
17. Current (Comprehensive)	5,430	725	2013	37	66	1,299	17	0
18. Total Inception-to-Date (Comprehensive)	59,207	3,949	2013	37				1,875
19. Current (Institutional Only)	0	0	0	0	0	0	0	0
20. Total Inception-to-Date (Institutional Only)	0	0	0	0				0
21. Current (Non-Institutional Only)	0	0	0	0	0	0	0	0
22. Total Inception-to-Date (Non-Institutional Only)	0	0	0	0				0
23. Current (Grand Total)	5,430	725	2013	37	66	1,299	17	0
24. Total Inception-to-Date (Grand Total)	59,207	3,949	2013	37				1,875

CAUTION: The information contained on this page is unaudited and not a complete analysis nor is it an expression of opinion on any insurer. This page may contain inadvertent errors.

2022 LONG-TERM CARE INSURANCE EXPERIENCE REPORTING FORM 2
By COMPANY NAME

Row Description	Premiums Earned	Incurred Claims	Cal Year of Peak Issues	PCT Male Lives Insured	Average Attained Age	NBR of Lives In-Force End of Year	NBR of Terminations	NBR of New Lives Insured
Company Name: John Hancock Life Ins Co of NY		Company Code: 86375						
Primarily 2004 and Prior Issue Years								
1. Current (Comprehensive)	0	0	0	0	0	0	0	0
2. Total Inception-to-Date (Comprehensive)	0	0	0	0				0
3. Current (Institutional Only)	0	0	0	0	0	0	0	0
4. Total Inception-to-Date (Institutional Only)	0	0	0	0				0
5. Current (Non-Institutional Only)	0	0	0	0	0	0	0	0
6. Total Inception-to-Date (Non-Institutional Only)	0	0	0	0				0
7. Current (Grand Total)	0	0	0	0	0	0	0	0
8. Total Inception-to-Date (Grand Total)	0	0	0	0				0
Primarily 2005 to 2012 Issue Years								
9. Current (Comprehensive)	0	0	0	0	0	0	0	0
10. Total Inception-to-Date (Comprehensive)	0	0	0	0				0
11. Current (Institutional Only)	0	0	0	0	0	0	0	0
12. Total Inception-to-Date (Institutional Only)	0	0	0	0				0
13. Current (Non-Institutional Only)	0	0	0	0	0	0	0	0
14. Total Inception-to-Date (Non-Institutional Only)	0	0	0	0				0
15. Current (Grand Total)	0	0	0	0	0	0	0	0
16. Total Inception-to-Date (Grand Total)	0	0	0	0				0
Primarily 2013 and Later Issue Years								
17. Current (Comprehensive)	0	0	0	0	0	0	0	0
18. Total Inception-to-Date (Comprehensive)	0	0	0	0				0
19. Current (Institutional Only)	0	0	0	0	0	0	0	0
20. Total Inception-to-Date (Institutional Only)	0	0	0	0				0
21. Current (Non-Institutional Only)	0	0	0	0	0	0	0	0
22. Total Inception-to-Date (Non-Institutional Only)	0	0	0	0				0
23. Current (Grand Total)	0	0	0	0	0	0	0	0
24. Total Inception-to-Date (Grand Total)	0	0	0	0				0

CAUTION: The information contained on this page is unaudited and not a complete analysis nor is it an expression of opinion on any insurer. This page may contain inadvertent errors.

2022 LONG-TERM CARE INSURANCE EXPERIENCE REPORTING FORM 2
By COMPANY NAME

Row Description	Premiums Earned	Incurred Claims	Cal Year of Peak Issues	PCT Male Lives Insured	Average Attained Age	NBR of Lives In-Force End of Year	NBR of Terminations	NBR of New Lives Insured
Company Name: John Hancock Life Ins Co USA		Company Code: 65838						
Primarily 2004 and Prior Issue Years								
1. Current (Comprehensive)	467,460	1,118,220	2003	38	80	201,738	11,815	0
2. Total Inception-to-Date (Comprehensive)	11,316,429	12,108,865	2003	41				402,079
3. Current (Institutional Only)	8,929	80,428	1996	33	85	7,224	909	0
4. Total Inception-to-Date (Institutional Only)	8,929	1,216,357	1996	40				0
5. Current (Non-Institutional Only)	976	8,746	1996	23	88	841	137	0
6. Total Inception-to-Date (Non-Institutional Only)	976	269,397	1996	40				0
7. Current (Grand Total)	477,365	1,207,394	2003	37	80	209,803	12,861	0
8. Total Inception-to-Date (Grand Total)	11,326,334	13,594,619	2003	41				402,079
Primarily 2005 to 2012 Issue Years								
9. Current (Comprehensive)	588,484	460,235	2010	41	72	219,088	4,689	0
10. Total Inception-to-Date (Comprehensive)	9,737,901	1,841,784	2007	41				344,101
11. Current (Institutional Only)	0	0	0	0	0	0	0	0
12. Total Inception-to-Date (Institutional Only)	0	0	0	0				0
13. Current (Non-Institutional Only)	0	0	0	0	0	0	0	0
14. Total Inception-to-Date (Non-Institutional Only)	0	0	0	0				0
15. Current (Grand Total)	588,484	460,235	2010	41	72	219,088	4,689	0
16. Total Inception-to-Date (Grand Total)	9,737,901	1,841,784	2007	41				344,101
Primarily 2013 and Later Issue Years								
17. Current (Comprehensive)	88,994	17,033	2013	44	66	33,036	391	0
18. Total Inception-to-Date (Comprehensive)	915,398	38,596	2013	44				47,089
19. Current (Institutional Only)	0	0	0	0	0	0	0	0
20. Total Inception-to-Date (Institutional Only)	0	0	0	0				0
21. Current (Non-Institutional Only)	0	0	0	0	0	0	0	0
22. Total Inception-to-Date (Non-Institutional Only)	0	0	0	0				0
23. Current (Grand Total)	88,994	17,033	2013	44	66	33,036	391	0
24. Total Inception-to-Date (Grand Total)	915,398	38,596	2013	44				47,089

CAUTION: The information contained on this page is unaudited and not a complete analysis nor is it an expression of opinion on any insurer. This page may contain inadvertent errors.

2022 LONG-TERM CARE INSURANCE EXPERIENCE REPORTING FORM 2
By COMPANY NAME

Row Description	Premiums Earned	Incurred Claims	Cal Year of Peak Issues	PCT Male Lives Insured	Average Attained Age	NBR of Lives In-Force End of Year	NBR of Terminations	NBR of New Lives Insured
Company Name: Kaiser Foundation Hlth Plan of WA		Company Code: 95672						
Primarily 2004 and Prior Issue Years								
1. Current (Comprehensive)	6	42	1988	0	98	5	1	0
2. Total Inception-to-Date (Comprehensive)	1,399	5,727	1988	1				950
3. Current (Institutional Only)	0	0	0	0	0	0	0	0
4. Total Inception-to-Date (Institutional Only)	0	0	0	0				0
5. Current (Non-Institutional Only)	0	0	0	0	0	0	0	0
6. Total Inception-to-Date (Non-Institutional Only)	0	0	0	0				0
7. Current (Grand Total)	6	42	0	0	98	5	1	0
8. Total Inception-to-Date (Grand Total)	1,399	5,727	0	1				950
Primarily 2005 to 2012 Issue Years								
9. Current (Comprehensive)	0	0	0	0	0	0	0	0
10. Total Inception-to-Date (Comprehensive)	0	0	0	0				0
11. Current (Institutional Only)	0	0	0	0	0	0	0	0
12. Total Inception-to-Date (Institutional Only)	0	0	0	0				0
13. Current (Non-Institutional Only)	0	0	0	0	0	0	0	0
14. Total Inception-to-Date (Non-Institutional Only)	0	0	0	0				0
15. Current (Grand Total)	0	0	0	0	0	0	0	0
16. Total Inception-to-Date (Grand Total)	0	0	0	0				0
Primarily 2013 and Later Issue Years								
17. Current (Comprehensive)	0	0	0	0	0	0	0	0
18. Total Inception-to-Date (Comprehensive)	0	0	0	0				0
19. Current (Institutional Only)	0	0	0	0	0	0	0	0
20. Total Inception-to-Date (Institutional Only)	0	0	0	0				0
21. Current (Non-Institutional Only)	0	0	0	0	0	0	0	0
22. Total Inception-to-Date (Non-Institutional Only)	0	0	0	0				0
23. Current (Grand Total)	0	0	0	0	0	0	0	0
24. Total Inception-to-Date (Grand Total)	0	0	0	0				0

CAUTION: The information contained on this page is unaudited and not a complete analysis nor is it an expression of opinion on any insurer.
This page may contain inadvertent errors.

2022 LONG-TERM CARE INSURANCE EXPERIENCE REPORTING FORM 2
By COMPANY NAME

Row Description	Premiums Earned	Incurred Claims	Cal Year of Peak Issues	PCT Male Lives Insured	Average Attained Age	NBR of Lives In-Force End of Year	NBR of Terminations	NBR of New Lives Insured
Company Name: Knights Of Columbus		Company Code: 58033						
Primarily 2004 and Prior Issue Years								
1. Current (Comprehensive)	0	0	0	0	0	0	0	0
2. Total Inception-to-Date (Comprehensive)	0	0	0	0				0
3. Current (Institutional Only)	0	0	0	0	0	0	0	0
4. Total Inception-to-Date (Institutional Only)	0	0	0	0				0
5. Current (Non-Institutional Only)	0	0	0	0	0	0	0	0
6. Total Inception-to-Date (Non-Institutional Only)	0	0	0	0				0
7. Current (Grand Total)	0	0	0	0	0	0	0	0
8. Total Inception-to-Date (Grand Total)	0	0	0	0				0
Primarily 2005 to 2012 Issue Years								
9. Current (Comprehensive)	0	0	0	0	0	0	0	0
10. Total Inception-to-Date (Comprehensive)	0	0	0	0				0
11. Current (Institutional Only)	0	0	0	0	0	0	0	0
12. Total Inception-to-Date (Institutional Only)	0	0	0	0				0
13. Current (Non-Institutional Only)	0	0	0	0	0	0	0	0
14. Total Inception-to-Date (Non-Institutional Only)	0	0	0	0				0
15. Current (Grand Total)	0	0	0	0	0	0	0	0
16. Total Inception-to-Date (Grand Total)	0	0	0	0				0
Primarily 2013 and Later Issue Years								
17. Current (Comprehensive)	68,212	39,471	2014	51	67	38,684	644	1,126
18. Total Inception-to-Date (Comprehensive)	782,300	282,276	2014	53				48,370
19. Current (Institutional Only)	15,719	14,442	2014	52	68	13,457	261	88
20. Total Inception-to-Date (Institutional Only)	185,114	72,246	2014	53				17,367
21. Current (Non-Institutional Only)	0	0	0	0	0	0	0	0
22. Total Inception-to-Date (Non-Institutional Only)	0	0	0	0				0
23. Current (Grand Total)	83,931	53,913	2000	51	0	52,141	905	1,214
24. Total Inception-to-Date (Grand Total)	967,414	354,522	2014	53				65,737

CAUTION: The information contained on this page is unaudited and not a complete analysis nor is it an expression of opinion on any insurer. This page may contain inadvertent errors.

2022 LONG-TERM CARE INSURANCE EXPERIENCE REPORTING FORM 2
By COMPANY NAME

Row Description	Premiums Earned	Incurred Claims	Cal Year of Peak Issues	PCT Male Lives Insured	Average Attained Age	NBR of Lives In-Force End of Year	NBR of Terminations	NBR of New Lives Insured
Company Name: Lafayette Life Ins Co		Company Code: 65242						
Primarily 2004 and Prior Issue Years								
1. Current (Comprehensive)	0	0	0	0	0	0	0	0
2. Total Inception-to-Date (Comprehensive)	0	0	0	0				0
3. Current (Institutional Only)	0	0	0	0	0	0	0	0
4. Total Inception-to-Date (Institutional Only)	0	0	0	0				0
5. Current (Non-Institutional Only)	0	0	0	0	0	0	0	0
6. Total Inception-to-Date (Non-Institutional Only)	0	0	0	0				0
7. Current (Grand Total)	0	0	0	0	0	0	0	0
8. Total Inception-to-Date (Grand Total)	0	0	0	0				0
Primarily 2005 to 2012 Issue Years								
9. Current (Comprehensive)	169	132	2008	34	75	188	7	0
10. Total Inception-to-Date (Comprehensive)	3,052	1,157	2007	35				277
11. Current (Institutional Only)	0	0	0	0	0	0	0	0
12. Total Inception-to-Date (Institutional Only)	0	0	0	0				0
13. Current (Non-Institutional Only)	0	0	0	0	0	0	0	0
14. Total Inception-to-Date (Non-Institutional Only)	0	0	0	0				0
15. Current (Grand Total)	169	132	2008	34	75	188	7	0
16. Total Inception-to-Date (Grand Total)	3,052	1,157	2007	35				277
Primarily 2013 and Later Issue Years								
17. Current (Comprehensive)	0	0	0	0	0	0	0	0
18. Total Inception-to-Date (Comprehensive)	0	0	0	0				0
19. Current (Institutional Only)	0	0	0	0	0	0	0	0
20. Total Inception-to-Date (Institutional Only)	0	0	0	0				0
21. Current (Non-Institutional Only)	0	0	0	0	0	0	0	0
22. Total Inception-to-Date (Non-Institutional Only)	0	0	0	0				0
23. Current (Grand Total)	0	0	0	0	0	0	0	0
24. Total Inception-to-Date (Grand Total)	0	0	0	0				0

CAUTION: The information contained on this page is unaudited and not a complete analysis nor is it an expression of opinion on any insurer. This page may contain inadvertent errors.

2022 LONG-TERM CARE INSURANCE EXPERIENCE REPORTING FORM 2
By COMPANY NAME

Row Description	Premiums Earned	Incurred Claims	Cal Year of Peak Issues	PCT Male Lives Insured	Average Attained Age	NBR of Lives In-Force End of Year	NBR of Terminations	NBR of New Lives Insured
Company Name: Life Ins Co Of N Amer		Company Code: 65498						
Primarily 2004 and Prior Issue Years								
1. Current (Comprehensive)	0	0	0	0	0	0	0	0
2. Total Inception-to-Date (Comprehensive)	0	0	0	0				0
3. Current (Institutional Only)	0	0	0	0	0	0	0	0
4. Total Inception-to-Date (Institutional Only)	0	0	0	0				0
5. Current (Non-Institutional Only)	0	0	0	0	0	0	0	0
6. Total Inception-to-Date (Non-Institutional Only)	0	0	0	0				0
7. Current (Grand Total)	0	0	0	0	0	0	0	0
8. Total Inception-to-Date (Grand Total)	0	0	0	0				0
Primarily 2005 to 2012 Issue Years								
9. Current (Comprehensive)	0	0	0	0	0	0	0	0
10. Total Inception-to-Date (Comprehensive)	0	0	0	0				0
11. Current (Institutional Only)	0	0	0	0	0	0	0	0
12. Total Inception-to-Date (Institutional Only)	0	0	0	0				0
13. Current (Non-Institutional Only)	0	0	0	0	0	0	0	0
14. Total Inception-to-Date (Non-Institutional Only)	0	0	0	0				0
15. Current (Grand Total)	0	0	0	0	0	0	0	0
16. Total Inception-to-Date (Grand Total)	0	0	0	0				0
Primarily 2013 and Later Issue Years								
17. Current (Comprehensive)	0	0	0	0	0	0	0	0
18. Total Inception-to-Date (Comprehensive)	0	0	0	0				0
19. Current (Institutional Only)	0	0	0	0	0	0	0	0
20. Total Inception-to-Date (Institutional Only)	0	0	0	0				0
21. Current (Non-Institutional Only)	0	0	0	0	0	0	0	0
22. Total Inception-to-Date (Non-Institutional Only)	0	0	0	0				0
23. Current (Grand Total)	0	0	0	0	0	0	0	0
24. Total Inception-to-Date (Grand Total)	0	0	0	0				0

CAUTION: The information contained on this page is unaudited and not a complete analysis nor is it an expression of opinion on any insurer. This page may contain inadvertent errors.

2022 LONG-TERM CARE INSURANCE EXPERIENCE REPORTING FORM 2
By COMPANY NAME

Row Description	Premiums Earned	Incurred Claims	Cal Year of Peak Issues	PCT Male Lives Insured	Average Attained Age	NBR of Lives In-Force End of Year	NBR of Terminations	NBR of New Lives Insured
Company Name: LifeSecure Ins Co		Company Code: 77720						
Primarily 2004 and Prior Issue Years								
1. Current (Comprehensive)	0	0	0	0	0	0	0	0
2. Total Inception-to-Date (Comprehensive)	0	0	0	0				0
3. Current (Institutional Only)	0	0	0	0	0	0	0	0
4. Total Inception-to-Date (Institutional Only)	0	0	0	0				0
5. Current (Non-Institutional Only)	0	0	0	0	0	0	0	0
6. Total Inception-to-Date (Non-Institutional Only)	0	0	0	0				0
7. Current (Grand Total)	0	0	0	0	0	0	0	0
8. Total Inception-to-Date (Grand Total)	0	0	0	0				0
Primarily 2005 to 2012 Issue Years								
9. Current (Comprehensive)	228	77	2006	43	70	188	3	0
10. Total Inception-to-Date (Comprehensive)	4,266	686	2006	44				308
11. Current (Institutional Only)	0	0	0	0	0	0	0	0
12. Total Inception-to-Date (Institutional Only)	0	0	0	0				0
13. Current (Non-Institutional Only)	0	0	0	0	0	0	0	0
14. Total Inception-to-Date (Non-Institutional Only)	0	0	0	0				0
15. Current (Grand Total)	228	77	2006	43	70	188	3	0
16. Total Inception-to-Date (Grand Total)	4,266	686	2006	44				308
Primarily 2013 and Later Issue Years								
17. Current (Comprehensive)	63,273	8,532	2021	49	55	45,283	4,101	952
18. Total Inception-to-Date (Comprehensive)	406,334	29,686	2021	48				74,865
19. Current (Institutional Only)	0	0	0	0	0	0	0	0
20. Total Inception-to-Date (Institutional Only)	0	0	0	0				0
21. Current (Non-Institutional Only)	0	0	0	0	0	0	0	0
22. Total Inception-to-Date (Non-Institutional Only)	0	0	0	0				0
23. Current (Grand Total)	63,273	8,532	2021	49	55	45,283	4,101	952
24. Total Inception-to-Date (Grand Total)	406,334	29,686	2021	48				74,865

CAUTION: The information contained on this page is unaudited and not a complete analysis nor is it an expression of opinion on any insurer. This page may contain inadvertent errors.

2022 LONG-TERM CARE INSURANCE EXPERIENCE REPORTING FORM 2
By COMPANY NAME

Row Description	Premiums Earned	Incurred Claims	Cal Year of Peak Issues	PCT Male Lives Insured	Average Attained Age	NBR of Lives In-Force End of Year	NBR of Terminations	NBR of New Lives Insured
Company Name: Lincoln Benefit Life Co		Company Code: 65595						
Primarily 2004 and Prior Issue Years								
1. Current (Comprehensive)	52,707	151,833	2003	43	75	42,623	587	0
2. Total Inception-to-Date (Comprehensive)	1,728,259	1,014,908	2003	43				56,350
3. Current (Institutional Only)	2,162	11,501	2002	37	80	1,848	59	0
4. Total Inception-to-Date (Institutional Only)	76,363	88,026	2002	39				3,208
5. Current (Non-Institutional Only)	1,681	6,405	2002	32	82	1,121	53	0
6. Total Inception-to-Date (Non-Institutional Only)	53,142	89,480	2002	32				2,671
7. Current (Grand Total)	56,550	169,739	2002	42	75	45,592	699	0
8. Total Inception-to-Date (Grand Total)	1,857,764	1,192,414	2002	43				62,229
Primarily 2005 to 2012 Issue Years								
9. Current (Comprehensive)	0	0	0	0	0	0	0	0
10. Total Inception-to-Date (Comprehensive)	0	0	0	0				0
11. Current (Institutional Only)	0	0	0	0	0	0	0	0
12. Total Inception-to-Date (Institutional Only)	0	0	0	0				0
13. Current (Non-Institutional Only)	0	0	0	0	0	0	0	0
14. Total Inception-to-Date (Non-Institutional Only)	0	0	0	0				0
15. Current (Grand Total)	0	0	0	0	0	0	0	0
16. Total Inception-to-Date (Grand Total)	0	0	0	0				0
Primarily 2013 and Later Issue Years								
17. Current (Comprehensive)	0	0	0	0	0	0	0	0
18. Total Inception-to-Date (Comprehensive)	0	0	0	0				0
19. Current (Institutional Only)	0	0	0	0	0	0	0	0
20. Total Inception-to-Date (Institutional Only)	0	0	0	0				0
21. Current (Non-Institutional Only)	0	0	0	0	0	0	0	0
22. Total Inception-to-Date (Non-Institutional Only)	0	0	0	0				0
23. Current (Grand Total)	0	0	0	0	0	0	0	0
24. Total Inception-to-Date (Grand Total)	0	0	0	0				0

CAUTION: The information contained on this page is unaudited and not a complete analysis nor is it an expression of opinion on any insurer. This page may contain inadvertent errors.

2022 LONG-TERM CARE INSURANCE EXPERIENCE REPORTING FORM 2
By COMPANY NAME

Row Description	Premiums Earned	Incurred Claims	Cal Year of Peak Issues	PCT Male Lives Insured	Average Attained Age	NBR of Lives In-Force End of Year	NBR of Terminations	NBR of New Lives Insured
Company Name: Lincoln Life & Ann Co of NY		Company Code: 62057						
Primarily 2004 and Prior Issue Years								
1. Current (Comprehensive)	0	0	0	0	0	0	0	0
2. Total Inception-to-Date (Comprehensive)	0	0	0	0				0
3. Current (Institutional Only)	0	0	0	0	0	0	0	0
4. Total Inception-to-Date (Institutional Only)	0	0	0	0				0
5. Current (Non-Institutional Only)	0	0	0	0	0	0	0	0
6. Total Inception-to-Date (Non-Institutional Only)	0	0	0	0				0
7. Current (Grand Total)	0	0	0	0	0	0	0	0
8. Total Inception-to-Date (Grand Total)	0	0	0	0				0
Primarily 2005 to 2012 Issue Years								
9. Current (Comprehensive)	0	0	0	0	0	0	0	0
10. Total Inception-to-Date (Comprehensive)	0	0	0	0				0
11. Current (Institutional Only)	0	0	0	0	0	0	0	0
12. Total Inception-to-Date (Institutional Only)	0	0	0	0				0
13. Current (Non-Institutional Only)	0	0	0	0	0	0	0	0
14. Total Inception-to-Date (Non-Institutional Only)	0	0	0	0				0
15. Current (Grand Total)	0	0	0	0	0	0	0	0
16. Total Inception-to-Date (Grand Total)	0	0	0	0				0
Primarily 2013 and Later Issue Years								
17. Current (Comprehensive)	0	0	0	0	0	0	0	0
18. Total Inception-to-Date (Comprehensive)	0	0	0	0				0
19. Current (Institutional Only)	0	0	0	0	0	0	0	0
20. Total Inception-to-Date (Institutional Only)	0	0	0	0				0
21. Current (Non-Institutional Only)	0	0	0	0	0	0	0	0
22. Total Inception-to-Date (Non-Institutional Only)	0	0	0	0				0
23. Current (Grand Total)	0	0	0	0	0	0	0	0
24. Total Inception-to-Date (Grand Total)	0	0	0	0				0

CAUTION: The information contained on this page is unaudited and not a complete analysis nor is it an expression of opinion on any insurer. This page may contain inadvertent errors.

2022 LONG-TERM CARE INSURANCE EXPERIENCE REPORTING FORM 2
By COMPANY NAME

Row Description	Premiums Earned	Incurred Claims	Cal Year of Peak Issues	PCT Male Lives Insured	Average Attained Age	NBR of Lives In-Force End of Year	NBR of Terminations	NBR of New Lives Insured
Company Name: Lincoln Natl Life Ins Co		Company Code: 65676						
Primarily 2004 and Prior Issue Years								
1. Current (Comprehensive)	2,051	3,192	1993	31	85	873	117	0
2. Total Inception-to-Date (Comprehensive)	145,520	104,713	1993	39				5,543
3. Current (Institutional Only)	0	0	0	0	0	0	0	0
4. Total Inception-to-Date (Institutional Only)	0	0	0	0				0
5. Current (Non-Institutional Only)	0	0	0	0	0	0	0	0
6. Total Inception-to-Date (Non-Institutional Only)	0	0	0	0				0
7. Current (Grand Total)	2,051	3,192	0	0	0	873	117	0
8. Total Inception-to-Date (Grand Total)	145,520	104,713	0	0				5,543
Primarily 2005 to 2012 Issue Years								
9. Current (Comprehensive)	0	0	0	0	0	0	0	0
10. Total Inception-to-Date (Comprehensive)	0	0	0	0				0
11. Current (Institutional Only)	0	0	0	0	0	0	0	0
12. Total Inception-to-Date (Institutional Only)	0	0	0	0				0
13. Current (Non-Institutional Only)	0	0	0	0	0	0	0	0
14. Total Inception-to-Date (Non-Institutional Only)	0	0	0	0				0
15. Current (Grand Total)	0	0	0	0	0	0	0	0
16. Total Inception-to-Date (Grand Total)	0	0	0	0				0
Primarily 2013 and Later Issue Years								
17. Current (Comprehensive)	0	0	0	0	0	0	0	0
18. Total Inception-to-Date (Comprehensive)	0	0	0	0				0
19. Current (Institutional Only)	0	0	0	0	0	0	0	0
20. Total Inception-to-Date (Institutional Only)	0	0	0	0				0
21. Current (Non-Institutional Only)	0	0	0	0	0	0	0	0
22. Total Inception-to-Date (Non-Institutional Only)	0	0	0	0				0
23. Current (Grand Total)	0	0	0	0	0	0	0	0
24. Total Inception-to-Date (Grand Total)	0	0	0	0				0

CAUTION: The information contained on this page is unaudited and not a complete analysis nor is it an expression of opinion on any insurer.
This page may contain inadvertent errors.

2022 LONG-TERM CARE INSURANCE EXPERIENCE REPORTING FORM 2
By COMPANY NAME

Row Description	Premiums Earned	Incurred Claims	Cal Year of Peak Issues	PCT Male Lives Insured	Average Attained Age	NBR of Lives In-Force End of Year	NBR of Terminations	NBR of New Lives Insured
Company Name: Louisiana Hlth Serv & Ind Co		Company Code: 81200						
Primarily 2004 and Prior Issue Years								
1. Current (Comprehensive)	306	1,532	2002	37	78	293	8	0
2. Total Inception-to-Date (Comprehensive)	9,759	12,912	2002	43				671
3. Current (Institutional Only)	0	0	0	0	0	0	0	0
4. Total Inception-to-Date (Institutional Only)	29	69	2000	0				1
5. Current (Non-Institutional Only)	0	0	0	0	0	0	0	0
6. Total Inception-to-Date (Non-Institutional Only)	0	0	0	0				0
7. Current (Grand Total)	306	1,532	2002	37	78	293	8	0
8. Total Inception-to-Date (Grand Total)	9,788	12,981	2002	43				672
Primarily 2005 to 2012 Issue Years								
9. Current (Comprehensive)	66	0	2007	39	74	62	1	0
10. Total Inception-to-Date (Comprehensive)	1,365	984	2005	42				120
11. Current (Institutional Only)	0	0	0	0	0	0	0	0
12. Total Inception-to-Date (Institutional Only)	0	0	0	0				0
13. Current (Non-Institutional Only)	0	0	0	0	0	0	0	0
14. Total Inception-to-Date (Non-Institutional Only)	0	0	0	0				0
15. Current (Grand Total)	66	0	2007	39	74	62	1	0
16. Total Inception-to-Date (Grand Total)	1,365	984	2005	42				120
Primarily 2013 and Later Issue Years								
17. Current (Comprehensive)	0	0	0	0	0	0	0	0
18. Total Inception-to-Date (Comprehensive)	0	0	0	0				0
19. Current (Institutional Only)	0	0	0	0	0	0	0	0
20. Total Inception-to-Date (Institutional Only)	0	0	0	0				0
21. Current (Non-Institutional Only)	0	0	0	0	0	0	0	0
22. Total Inception-to-Date (Non-Institutional Only)	0	0	0	0				0
23. Current (Grand Total)	0	0	0	0	0	0	0	0
24. Total Inception-to-Date (Grand Total)	0	0	0	0				0

CAUTION: The information contained on this page is unaudited and not a complete analysis nor is it an expression of opinion on any insurer. This page may contain inadvertent errors.

2022 LONG-TERM CARE INSURANCE EXPERIENCE REPORTING FORM 2
By COMPANY NAME

Row Description	Premiums Earned	Incurred Claims	Cal Year of Peak Issues	PCT Male Lives Insured	Average Attained Age	NBR of Lives In-Force End of Year	NBR of Terminations	NBR of New Lives Insured
Company Name: Loyal Amer Life Ins Co		Company Code: 65722						
Primarily 2004 and Prior Issue Years								
1. Current (Comprehensive)	54	7	2004	32	83	22	1	0
2. Total Inception-to-Date (Comprehensive)	9,210	2,898	2004	35				371
3. Current (Institutional Only)	0	0	0	0	0	0	0	0
4. Total Inception-to-Date (Institutional Only)	0	0	0	0				0
5. Current (Non-Institutional Only)	0	0	0	0	0	0	0	0
6. Total Inception-to-Date (Non-Institutional Only)	0	0	0	0				0
7. Current (Grand Total)	54	7	2004	32	83	22	1	0
8. Total Inception-to-Date (Grand Total)	9,210	2,898	2004	35				371
Primarily 2005 to 2012 Issue Years								
9. Current (Comprehensive)	45	4	2007	32	78	28	2	0
10. Total Inception-to-Date (Comprehensive)	11,987	2,561	2005	41				478
11. Current (Institutional Only)	0	0	0	0	0	0	0	0
12. Total Inception-to-Date (Institutional Only)	0	0	0	0				0
13. Current (Non-Institutional Only)	0	0	0	0	0	0	0	0
14. Total Inception-to-Date (Non-Institutional Only)	0	0	0	0				0
15. Current (Grand Total)	45	4	2007	32	78	28	2	0
16. Total Inception-to-Date (Grand Total)	11,987	2,561	2005	41				478
Primarily 2013 and Later Issue Years								
17. Current (Comprehensive)	0	0	0	0	0	0	0	0
18. Total Inception-to-Date (Comprehensive)	0	0	0	0				0
19. Current (Institutional Only)	0	0	0	0	0	0	0	0
20. Total Inception-to-Date (Institutional Only)	0	0	0	0				0
21. Current (Non-Institutional Only)	0	0	0	0	0	0	0	0
22. Total Inception-to-Date (Non-Institutional Only)	0	0	0	0				0
23. Current (Grand Total)	0	0	0	0	0	0	0	0
24. Total Inception-to-Date (Grand Total)	0	0	0	0				0

CAUTION: The information contained on this page is unaudited and not a complete analysis nor is it an expression of opinion on any insurer. This page may contain inadvertent errors.

2022 LONG-TERM CARE INSURANCE EXPERIENCE REPORTING FORM 2
By COMPANY NAME

Row Description	Premiums Earned	Incurred Claims	Cal Year of Peak Issues	PCT Male Lives Insured	Average Attained Age	NBR of Lives In-Force End of Year	NBR of Terminations	NBR of New Lives Insured
Company Name: Madison Natl Life Ins Co Inc		Company Code: 65781						
Primarily 2004 and Prior Issue Years								
1. Current (Comprehensive)	0	0	0	0	0	0	0	0
2. Total Inception-to-Date (Comprehensive)	0	0	0	0				0
3. Current (Institutional Only)	0	0	0	0	0	0	0	0
4. Total Inception-to-Date (Institutional Only)	0	0	0	0				0
5. Current (Non-Institutional Only)	0	0	0	0	0	0	0	0
6. Total Inception-to-Date (Non-Institutional Only)	0	0	0	0				0
7. Current (Grand Total)	0	0	0	0	0	0	0	0
8. Total Inception-to-Date (Grand Total)	0	0	0	0				0
Primarily 2005 to 2012 Issue Years								
9. Current (Comprehensive)	483	179	2010	32	74	503	12	0
10. Total Inception-to-Date (Comprehensive)	7,916	1,168	2010	33				710
11. Current (Institutional Only)	0	0	0	0	0	0	0	0
12. Total Inception-to-Date (Institutional Only)	0	0	0	0				0
13. Current (Non-Institutional Only)	0	0	0	0	0	0	0	0
14. Total Inception-to-Date (Non-Institutional Only)	0	0	0	0				0
15. Current (Grand Total)	483	179	2010	32	74	503	12	0
16. Total Inception-to-Date (Grand Total)	7,916	1,168	2010	33				710
Primarily 2013 and Later Issue Years								
17. Current (Comprehensive)	0	0	0	0	0	0	0	0
18. Total Inception-to-Date (Comprehensive)	0	0	0	0				0
19. Current (Institutional Only)	0	0	0	0	0	0	0	0
20. Total Inception-to-Date (Institutional Only)	0	0	0	0				0
21. Current (Non-Institutional Only)	0	0	0	0	0	0	0	0
22. Total Inception-to-Date (Non-Institutional Only)	0	0	0	0				0
23. Current (Grand Total)	0	0	0	0	0	0	0	0
24. Total Inception-to-Date (Grand Total)	0	0	0	0				0

CAUTION: The information contained on this page is unaudited and not a complete analysis nor is it an expression of opinion on any insurer. This page may contain inadvertent errors.

2022 LONG-TERM CARE INSURANCE EXPERIENCE REPORTING FORM 2
By COMPANY NAME

Row Description	Premiums Earned	Incurred Claims	Cal Year of Peak Issues	PCT Male Lives Insured	Average Attained Age	NBR of Lives In-Force End of Year	NBR of Terminations	NBR of New Lives Insured
Company Name: Manhattan Natl Life Ins Co		Company Code: 67083						
Primarily 2004 and Prior Issue Years								
1. Current (Comprehensive)	65	76	2002	26	75	134	9	0
2. Total Inception-to-Date (Comprehensive)	23,018	3,127	2002	36				0
3. Current (Institutional Only)	0	0	0	0	0	0	0	0
4. Total Inception-to-Date (Institutional Only)	0	0	0	0				0
5. Current (Non-Institutional Only)	0	0	0	0	0	0	0	0
6. Total Inception-to-Date (Non-Institutional Only)	0	0	0	0				0
7. Current (Grand Total)	65	76	0	26	75	134	9	0
8. Total Inception-to-Date (Grand Total)	23,018	3,127	0	36				0
Primarily 2005 to 2012 Issue Years								
9. Current (Comprehensive)	0	0	0	0	0	0	0	0
10. Total Inception-to-Date (Comprehensive)	0	0	0	0				0
11. Current (Institutional Only)	0	0	0	0	0	0	0	0
12. Total Inception-to-Date (Institutional Only)	0	0	0	0				0
13. Current (Non-Institutional Only)	0	0	0	0	0	0	0	0
14. Total Inception-to-Date (Non-Institutional Only)	0	0	0	0				0
15. Current (Grand Total)	0	0	0	0	0	0	0	0
16. Total Inception-to-Date (Grand Total)	0	0	0	0				0
Primarily 2013 and Later Issue Years								
17. Current (Comprehensive)	0	0	0	0	0	0	0	0
18. Total Inception-to-Date (Comprehensive)	0	0	0	0				0
19. Current (Institutional Only)	0	0	0	0	0	0	0	0
20. Total Inception-to-Date (Institutional Only)	0	0	0	0				0
21. Current (Non-Institutional Only)	0	0	0	0	0	0	0	0
22. Total Inception-to-Date (Non-Institutional Only)	0	0	0	0				0
23. Current (Grand Total)	0	0	0	0	0	0	0	0
24. Total Inception-to-Date (Grand Total)	0	0	0	0				0

CAUTION: The information contained on this page is unaudited and not a complete analysis nor is it an expression of opinion on any insurer. This page may contain inadvertent errors.

2022 LONG-TERM CARE INSURANCE EXPERIENCE REPORTING FORM 2
By COMPANY NAME

Row Description	Premiums Earned	Incurred Claims	Cal Year of Peak Issues	PCT Male Lives Insured	Average Attained Age	NBR of Lives In-Force End of Year	NBR of Terminations	NBR of New Lives Insured
Company Name: ManhattanLife Ins & Ann Co		Company Code: 61883						
Primarily 2004 and Prior Issue Years								
1. Current (Comprehensive)	79	265	1998	27	0	63	5	0
2. Total Inception-to-Date (Comprehensive)	1,388	4,280	1994	35				0
3. Current (Institutional Only)	0	0	0	0	0	0	0	0
4. Total Inception-to-Date (Institutional Only)	0	0	0	0				0
5. Current (Non-Institutional Only)	0	0	0	0	0	0	0	0
6. Total Inception-to-Date (Non-Institutional Only)	0	0	0	0				0
7. Current (Grand Total)	79	265	0	0	0	63	5	0
8. Total Inception-to-Date (Grand Total)	1,388	4,280	0	0				0
Primarily 2005 to 2012 Issue Years								
9. Current (Comprehensive)	0	0	0	0	0	0	0	0
10. Total Inception-to-Date (Comprehensive)	0	0	0	0				0
11. Current (Institutional Only)	0	0	0	0	0	0	0	0
12. Total Inception-to-Date (Institutional Only)	0	0	0	0				0
13. Current (Non-Institutional Only)	0	0	0	0	0	0	0	0
14. Total Inception-to-Date (Non-Institutional Only)	0	0	0	0				0
15. Current (Grand Total)	0	0	0	0	0	0	0	0
16. Total Inception-to-Date (Grand Total)	0	0	0	0				0
Primarily 2013 and Later Issue Years								
17. Current (Comprehensive)	0	0	0	0	0	0	0	0
18. Total Inception-to-Date (Comprehensive)	0	0	0	0				0
19. Current (Institutional Only)	0	0	0	0	0	0	0	0
20. Total Inception-to-Date (Institutional Only)	0	0	0	0				0
21. Current (Non-Institutional Only)	0	0	0	0	0	0	0	0
22. Total Inception-to-Date (Non-Institutional Only)	0	0	0	0				0
23. Current (Grand Total)	0	0	0	0	0	0	0	0
24. Total Inception-to-Date (Grand Total)	0	0	0	0				0

CAUTION: The information contained on this page is unaudited and not a complete analysis nor is it an expression of opinion on any insurer. This page may contain inadvertent errors.

2022 LONG-TERM CARE INSURANCE EXPERIENCE REPORTING FORM 2
By COMPANY NAME

Row Description	Premiums Earned	Incurred Claims	Cal Year of Peak Issues	PCT Male Lives Insured	Average Attained Age	NBR of Lives In-Force End of Year	NBR of Terminations	NBR of New Lives Insured
Company Name: Massachusetts Mut Life Ins Co		Company Code: 65935						
Primarily 2004 and Prior Issue Years								
1. Current (Comprehensive)	0	0	0	0	0	0	0	0
2. Total Inception-to-Date (Comprehensive)	0	0	0	0				0
3. Current (Institutional Only)	0	0	0	0	0	0	0	0
4. Total Inception-to-Date (Institutional Only)	0	0	0	0				0
5. Current (Non-Institutional Only)	0	0	0	0	0	0	0	0
6. Total Inception-to-Date (Non-Institutional Only)	0	0	0	0				0
7. Current (Grand Total)	0	0	0	0	0	0	0	0
8. Total Inception-to-Date (Grand Total)	0	0	0	0				0
Primarily 2005 to 2012 Issue Years								
9. Current (Comprehensive)	93,940	107,842	2005	0	73	47,854	997	0
10. Total Inception-to-Date (Comprehensive)	2,080,607	708,182	2005	0				61,425
11. Current (Institutional Only)	0	0	0	0	0	0	0	0
12. Total Inception-to-Date (Institutional Only)	0	0	0	0				0
13. Current (Non-Institutional Only)	0	0	0	0	0	0	0	0
14. Total Inception-to-Date (Non-Institutional Only)	0	0	0	0				0
15. Current (Grand Total)	93,940	107,842	0	0	0	47,854	997	0
16. Total Inception-to-Date (Grand Total)	2,080,607	708,182	0	0				61,425
Primarily 2013 and Later Issue Years								
17. Current (Comprehensive)	133,649	19,854	2012	0	66	41,250	436	11
18. Total Inception-to-Date (Comprehensive)	1,441,008	76,055	2012	0				48,262
19. Current (Institutional Only)	0	0	0	0	0	0	0	0
20. Total Inception-to-Date (Institutional Only)	0	0	0	0				0
21. Current (Non-Institutional Only)	0	0	0	0	0	0	0	0
22. Total Inception-to-Date (Non-Institutional Only)	0	0	0	0				0
23. Current (Grand Total)	133,649	19,854	0	0	0	41,250	436	11
24. Total Inception-to-Date (Grand Total)	1,441,008	76,055	0	0				48,262

CAUTION: The information contained on this page is unaudited and not a complete analysis nor is it an expression of opinion on any insurer. This page may contain inadvertent errors.

2022 LONG-TERM CARE INSURANCE EXPERIENCE REPORTING FORM 2
By COMPANY NAME

Row Description	Premiums Earned	Incurred Claims	Cal Year of Peak Issues	PCT Male Lives Insured	Average Attained Age	NBR of Lives In-Force End of Year	NBR of Terminations	NBR of New Lives Insured
Company Name: MassMutual Ascend Life Ins Co		Company Code: 63312						
Primarily 2004 and Prior Issue Years								
1. Current (Comprehensive)	737	1,224	2002	42	78	326	10	0
2. Total Inception-to-Date (Comprehensive)	73,212	21,590	2004	45				1,603
3. Current (Institutional Only)	0	0	0	0	0	0	0	0
4. Total Inception-to-Date (Institutional Only)	0	0	0	0				0
5. Current (Non-Institutional Only)	0	0	0	0	0	0	0	0
6. Total Inception-to-Date (Non-Institutional Only)	0	0	0	0				0
7. Current (Grand Total)	737	1,224	2002	42	78	326	10	0
8. Total Inception-to-Date (Grand Total)	73,212	21,590	2004	45				1,603
Primarily 2005 to 2012 Issue Years								
9. Current (Comprehensive)	2,040	2,215	2008	42	75	891	37	0
10. Total Inception-to-Date (Comprehensive)	184,566	27,656	2007	44				4,948
11. Current (Institutional Only)	0	0	0	0	0	0	0	0
12. Total Inception-to-Date (Institutional Only)	0	0	0	0				0
13. Current (Non-Institutional Only)	0	0	0	0	0	0	0	0
14. Total Inception-to-Date (Non-Institutional Only)	0	0	0	0				0
15. Current (Grand Total)	2,040	2,215	2008	42	75	891	37	0
16. Total Inception-to-Date (Grand Total)	184,566	27,656	2007	44				4,948
Primarily 2013 and Later Issue Years								
17. Current (Comprehensive)	0	0	0	0	0	0	0	0
18. Total Inception-to-Date (Comprehensive)	0	0	0	0				0
19. Current (Institutional Only)	0	0	0	0	0	0	0	0
20. Total Inception-to-Date (Institutional Only)	0	0	0	0				0
21. Current (Non-Institutional Only)	0	0	0	0	0	0	0	0
22. Total Inception-to-Date (Non-Institutional Only)	0	0	0	0				0
23. Current (Grand Total)	0	0	0	0	0	0	0	0
24. Total Inception-to-Date (Grand Total)	0	0	0	0				0

CAUTION: The information contained on this page is unaudited and not a complete analysis nor is it an expression of opinion on any insurer. This page may contain inadvertent errors.

2022 LONG-TERM CARE INSURANCE EXPERIENCE REPORTING FORM 2
By COMPANY NAME

Row Description	Premiums Earned	Incurred Claims	Cal Year of Peak Issues	PCT Male Lives Insured	Average Attained Age	NBR of Lives In-Force End of Year	NBR of Terminations	NBR of New Lives Insured
Company Name: Medamerica Ins Co		Company Code: 69515						
Primarily 2004 and Prior Issue Years								
1. Current (Comprehensive)	6,556	23,685	2002	33	82	4,619	344	0
2. Total Inception-to-Date (Comprehensive)	284,620	277,878	1999	38				14,726
3. Current (Institutional Only)	578	2,305	1994	32	82	548	59	0
4. Total Inception-to-Date (Institutional Only)	45,658	69,897	1994	38				2,531
5. Current (Non-Institutional Only)	26	72	2002	37	85	43	2	0
6. Total Inception-to-Date (Non-Institutional Only)	2,276	2,176	2002	38				178
7. Current (Grand Total)	7,160	26,062	2002	33	82	5,210	405	0
8. Total Inception-to-Date (Grand Total)	332,555	349,951	1999	38				17,435
Primarily 2005 to 2012 Issue Years								
9. Current (Comprehensive)	32,808	20,079	2006	43	69	17,372	352	0
10. Total Inception-to-Date (Comprehensive)	591,308	172,289	2006	44				29,447
11. Current (Institutional Only)	1,216	1,747	2004	38	78	585	28	0
12. Total Inception-to-Date (Institutional Only)	21,976	11,259	2004	41				978
13. Current (Non-Institutional Only)	254	550	2004	38	80	245	16	0
14. Total Inception-to-Date (Non-Institutional Only)	7,732	3,626	2004	38				582
15. Current (Grand Total)	34,277	22,375	2006	43	70	18,202	396	0
16. Total Inception-to-Date (Grand Total)	621,016	187,174	2006	44				31,007
Primarily 2013 and Later Issue Years								
17. Current (Comprehensive)	31,853	8,416	2013	41	64	13,174	215	0
18. Total Inception-to-Date (Comprehensive)	236,199	27,614	2013	42				19,413
19. Current (Institutional Only)	374	187	2013	37	71	158	5	0
20. Total Inception-to-Date (Institutional Only)	2,302	1,000	2011	36				202
21. Current (Non-Institutional Only)	78	44	2012	47	73	47	2	0
22. Total Inception-to-Date (Non-Institutional Only)	1,022	167	2011	43				67
23. Current (Grand Total)	32,304	8,647	2013	41	64	13,379	222	0
24. Total Inception-to-Date (Grand Total)	239,523	28,781	2013	42				19,682

CAUTION: The information contained on this page is unaudited and not a complete analysis nor is it an expression of opinion on any insurer. This page may contain inadvertent errors.

2022 LONG-TERM CARE INSURANCE EXPERIENCE REPORTING FORM 2
By COMPANY NAME

Row Description	Premiums Earned	Incurred Claims	Cal Year of Peak Issues	PCT Male Lives Insured	Average Attained Age	NBR of Lives In-Force End of Year	NBR of Terminations	NBR of New Lives Insured
Company Name: MedAmerica Ins Co of FL		Company Code: 12967						
Primarily 2004 and Prior Issue Years								
1. Current (Comprehensive)	91	53	2002	32	79	53	6	0
2. Total Inception-to-Date (Comprehensive)	2,629	1,511	2002	37				106
3. Current (Institutional Only)	0	0	0	0	0	0	0	0
4. Total Inception-to-Date (Institutional Only)	86	25	1995	0				3
5. Current (Non-Institutional Only)	0	0	0	0	0	0	0	0
6. Total Inception-to-Date (Non-Institutional Only)	0	0	0	0				0
7. Current (Grand Total)	91	53	2002	32	79	53	6	0
8. Total Inception-to-Date (Grand Total)	2,715	1,536	2002	36				109
Primarily 2005 to 2012 Issue Years								
9. Current (Comprehensive)	2,289	1,416	2005	41	68	1,170	30	0
10. Total Inception-to-Date (Comprehensive)	39,518	18,060	2010	42				2,112
11. Current (Institutional Only)	4	0	2007	0	75	2	0	0
12. Total Inception-to-Date (Institutional Only)	121	1	2003	0				6
13. Current (Non-Institutional Only)	10	67	2005	20	77	5	0	0
14. Total Inception-to-Date (Non-Institutional Only)	166	290	2005	33				9
15. Current (Grand Total)	2,303	1,483	2005	40	68	1,177	30	0
16. Total Inception-to-Date (Grand Total)	39,805	18,351	2010	41				2,127
Primarily 2013 and Later Issue Years								
17. Current (Comprehensive)	1,532	853	2013	40	67	631	11	0
18. Total Inception-to-Date (Comprehensive)	16,625	1,419	2013	37				983
19. Current (Institutional Only)	3	0	2013	0	68	1	0	0
20. Total Inception-to-Date (Institutional Only)	34	0	2012	0				2
21. Current (Non-Institutional Only)	0	0	0	0	0	0	0	0
22. Total Inception-to-Date (Non-Institutional Only)	0	0	0	0				0
23. Current (Grand Total)	1,535	853	2013	40	67	632	11	0
24. Total Inception-to-Date (Grand Total)	16,659	1,419	2013	37				985

CAUTION: The information contained on this page is unaudited and not a complete analysis nor is it an expression of opinion on any insurer. This page may contain inadvertent errors.

2022 LONG-TERM CARE INSURANCE EXPERIENCE REPORTING FORM 2
By COMPANY NAME

Row Description	Premiums Earned	Incurred Claims	Cal Year of Peak Issues	PCT Male Lives Insured	Average Attained Age	NBR of Lives In-Force End of Year	NBR of Terminations	NBR of New Lives Insured
Company Name: MedAmerica Ins Co of NY		Company Code: 83437						
Primarily 2004 and Prior Issue Years								
1. Current (Comprehensive)	5,780	27,084	2002	34	84	3,266	276	0
2. Total Inception-to-Date (Comprehensive)	329,194	389,093	1996	40				14,000
3. Current (Institutional Only)	208	1,068	1995	31	88	266	54	0
4. Total Inception-to-Date (Institutional Only)	27,265	27,791	2002	39				2,525
5. Current (Non-Institutional Only)	98	307	2002	20	85	103	6	0
6. Total Inception-to-Date (Non-Institutional Only)	5,095	5,443	2002	33				416
7. Current (Grand Total)	6,086	28,459	2002	33	84	3,635	336	0
8. Total Inception-to-Date (Grand Total)	361,554	422,327	1996	39				16,941
Primarily 2005 to 2012 Issue Years								
9. Current (Comprehensive)	15,237	14,961	2005	40	72	5,694	123	0
10. Total Inception-to-Date (Comprehensive)	287,558	119,642	2004	40				8,762
11. Current (Institutional Only)	15	0	2003	29	85	17	0	0
12. Total Inception-to-Date (Institutional Only)	605	367	2003	37				49
13. Current (Non-Institutional Only)	399	774	2003	31	81	293	14	0
14. Total Inception-to-Date (Non-Institutional Only)	10,617	8,335	2003	35				657
15. Current (Grand Total)	15,651	15,735	2004	39	73	6,004	137	0
16. Total Inception-to-Date (Grand Total)	298,780	128,345	2004	40				9,468
Primarily 2013 and Later Issue Years								
17. Current (Comprehensive)	13,418	1,988	2013	40	66	3,968	33	0
18. Total Inception-to-Date (Comprehensive)	121,089	10,490	2014	39				5,005
19. Current (Institutional Only)	3	0	2012	0	76	3	0	0
20. Total Inception-to-Date (Institutional Only)	38	0	2011	0				3
21. Current (Non-Institutional Only)	31	0	2012	15	74	20	2	0
22. Total Inception-to-Date (Non-Institutional Only)	439	2	2013	21				34
23. Current (Grand Total)	13,452	1,988	2013	40	66	3,991	35	0
24. Total Inception-to-Date (Grand Total)	121,565	10,492	2014	39				5,042

CAUTION: The information contained on this page is unaudited and not a complete analysis nor is it an expression of opinion on any insurer. This page may contain inadvertent errors.

2022 LONG-TERM CARE INSURANCE EXPERIENCE REPORTING FORM 2
By COMPANY NAME

Row Description	Premiums Earned	Incurred Claims	Cal Year of Peak Issues	PCT Male Lives Insured	Average Attained Age	NBR of Lives In-Force End of Year	NBR of Terminations	NBR of New Lives Insured
Company Name: Medico Ins Co		Company Code: 31119						
Primarily 2004 and Prior Issue Years								
1. Current (Comprehensive)	1,536	3,956	2001	36	81	812	78	0
2. Total Inception-to-Date (Comprehensive)	1,171,898	628,864	2001	40				51,413
3. Current (Institutional Only)	23	75	1993	15	89	27	7	0
4. Total Inception-to-Date (Institutional Only)	50,427	32,894	1987	31				5,345
5. Current (Non-Institutional Only)	3	2	2001	50	85	6	1	0
6. Total Inception-to-Date (Non-Institutional Only)	30,017	11,842	1989	32				3,040
7. Current (Grand Total)	1,562	4,033	2001	36	81	845	86	0
8. Total Inception-to-Date (Grand Total)	1,252,342	673,600	2001	39				59,798
Primarily 2005 to 2012 Issue Years								
9. Current (Comprehensive)	8	4	2004	20	79	5	0	0
10. Total Inception-to-Date (Comprehensive)	3,766	692	2004	36				158
11. Current (Institutional Only)	0	0	0	0	0	0	0	0
12. Total Inception-to-Date (Institutional Only)	0	0	0	0				0
13. Current (Non-Institutional Only)	0	0	0	0	0	0	0	0
14. Total Inception-to-Date (Non-Institutional Only)	0	0	0	0				0
15. Current (Grand Total)	8	4	2004	20	79	5	0	0
16. Total Inception-to-Date (Grand Total)	3,766	692	2004	36				158
Primarily 2013 and Later Issue Years								
17. Current (Comprehensive)	0	0	0	0	0	0	0	0
18. Total Inception-to-Date (Comprehensive)	0	0	0	0				0
19. Current (Institutional Only)	0	0	0	0	0	0	0	0
20. Total Inception-to-Date (Institutional Only)	0	0	0	0				0
21. Current (Non-Institutional Only)	0	0	0	0	0	0	0	0
22. Total Inception-to-Date (Non-Institutional Only)	0	0	0	0				0
23. Current (Grand Total)	0	0	0	0	0	0	0	0
24. Total Inception-to-Date (Grand Total)	0	0	0	0				0

CAUTION: The information contained on this page is unaudited and not a complete analysis nor is it an expression of opinion on any insurer. This page may contain inadvertent errors.

2022 LONG-TERM CARE INSURANCE EXPERIENCE REPORTING FORM 2
By COMPANY NAME

Row Description	Premiums Earned	Incurred Claims	Cal Year of Peak Issues	PCT Male Lives Insured	Average Attained Age	NBR of Lives In-Force End of Year	NBR of Terminations	NBR of New Lives Insured
Company Name: Metropolitan Life Ins Co		Company Code: 65978						
Primarily 2004 and Prior Issue Years								
1. Current (Comprehensive)	63,753	166,964	2002	0	81	27,221	1,609	0
2. Total Inception-to-Date (Comprehensive)	1,583,099	1,513,366	2002	0				53,693
3. Current (Institutional Only)	1,174	2,628	2002	0	82	717	42	0
4. Total Inception-to-Date (Institutional Only)	37,454	43,202	2002	0				2,075
5. Current (Non-Institutional Only)	0	0	0	0	0	0	0	0
6. Total Inception-to-Date (Non-Institutional Only)	0	0	0	0				0
7. Current (Grand Total)	64,927	169,593	2002	0	81	27,938	1,651	0
8. Total Inception-to-Date (Grand Total)	1,620,553	1,556,568	2002	0				55,768
Primarily 2005 to 2012 Issue Years								
9. Current (Comprehensive)	351,995	303,657	2005	0	72	146,721	2,906	0
10. Total Inception-to-Date (Comprehensive)	6,382,538	1,635,338	2005	0				221,877
11. Current (Institutional Only)	4,743	4,552	2005	0	75	2,730	84	0
12. Total Inception-to-Date (Institutional Only)	94,186	34,809	2005	0				4,886
13. Current (Non-Institutional Only)	0	0	0	0	0	0	0	0
14. Total Inception-to-Date (Non-Institutional Only)	0	0	0	0				0
15. Current (Grand Total)	356,739	308,209	2005	0	72	149,451	2,990	0
16. Total Inception-to-Date (Grand Total)	6,476,725	1,670,147	2005	0				226,763
Primarily 2013 and Later Issue Years								
17. Current (Comprehensive)	5,457	2,648	2011	0	68	2,287	44	7
18. Total Inception-to-Date (Comprehensive)	65,760	10,675	2011	0				3,263
19. Current (Institutional Only)	7	0	2011	1	52	6	1	0
20. Total Inception-to-Date (Institutional Only)	94	0	2011	1				10
21. Current (Non-Institutional Only)	0	0	0	0	0	0	0	0
22. Total Inception-to-Date (Non-Institutional Only)	0	0	0	0				0
23. Current (Grand Total)	5,464	2,648	2011	0	68	2,293	45	7
24. Total Inception-to-Date (Grand Total)	65,854	10,675	2011	0				3,273

CAUTION: The information contained on this page is unaudited and not a complete analysis nor is it an expression of opinion on any insurer. This page may contain inadvertent errors.

2022 LONG-TERM CARE INSURANCE EXPERIENCE REPORTING FORM 2
By COMPANY NAME

Row Description	Premiums Earned	Incurred Claims	Cal Year of Peak Issues	PCT Male Lives Insured	Average Attained Age	NBR of Lives In-Force End of Year	NBR of Terminations	NBR of New Lives Insured
Company Name: Mid West Natl Life Ins Co Of TN		Company Code: 66087						
Primarily 2004 and Prior Issue Years								
1. Current (Comprehensive)	29	13	2003	0	86	25	0	0
2. Total Inception-to-Date (Comprehensive)	718	86	2003	0				59
3. Current (Institutional Only)	9	4	2003	0	82	4	0	0
4. Total Inception-to-Date (Institutional Only)	176	62	2003	0				8
5. Current (Non-Institutional Only)	11	0	2003	0	89	2	0	0
6. Total Inception-to-Date (Non-Institutional Only)	133	287	2003	0				12
7. Current (Grand Total)	49	17	2003	0	85	31	0	0
8. Total Inception-to-Date (Grand Total)	1,027	435	2003	0				79
Primarily 2005 to 2012 Issue Years								
9. Current (Comprehensive)	0	0	0	0	0	0	0	0
10. Total Inception-to-Date (Comprehensive)	0	0	0	0				0
11. Current (Institutional Only)	0	0	0	0	0	0	0	0
12. Total Inception-to-Date (Institutional Only)	0	0	0	0				0
13. Current (Non-Institutional Only)	0	0	0	0	0	0	0	0
14. Total Inception-to-Date (Non-Institutional Only)	0	0	0	0				0
15. Current (Grand Total)	0	0	0	0	0	0	0	0
16. Total Inception-to-Date (Grand Total)	0	0	0	0				0
Primarily 2013 and Later Issue Years								
17. Current (Comprehensive)	0	0	0	0	0	0	0	0
18. Total Inception-to-Date (Comprehensive)	0	0	0	0				0
19. Current (Institutional Only)	0	0	0	0	0	0	0	0
20. Total Inception-to-Date (Institutional Only)	0	0	0	0				0
21. Current (Non-Institutional Only)	0	0	0	0	0	0	0	0
22. Total Inception-to-Date (Non-Institutional Only)	0	0	0	0				0
23. Current (Grand Total)	0	0	0	0	0	0	0	0
24. Total Inception-to-Date (Grand Total)	0	0	0	0				0

CAUTION: The information contained on this page is unaudited and not a complete analysis nor is it an expression of opinion on any insurer. This page may contain inadvertent errors.

2022 LONG-TERM CARE INSURANCE EXPERIENCE REPORTING FORM 2
By COMPANY NAME

Row Description	Premiums Earned	Incurred Claims	Cal Year of Peak Issues	PCT Male Lives Insured	Average Attained Age	NBR of Lives In-Force End of Year	NBR of Terminations	NBR of New Lives Insured
Company Name: MII Life Ins Inc		Company Code: 61522						
Primarily 2004 and Prior Issue Years								
1. Current (Comprehensive)	0	0	0	0	0	0	0	0
2. Total Inception-to-Date (Comprehensive)	0	0	0	0				0
3. Current (Institutional Only)	0	0	0	0	0	0	0	0
4. Total Inception-to-Date (Institutional Only)	0	0	0	0				0
5. Current (Non-Institutional Only)	0	0	0	0	0	0	0	0
6. Total Inception-to-Date (Non-Institutional Only)	0	0	0	0				0
7. Current (Grand Total)	0	0	0	0	0	0	0	0
8. Total Inception-to-Date (Grand Total)	0	0	0	0				0
Primarily 2005 to 2012 Issue Years								
9. Current (Comprehensive)	0	0	0	0	0	0	0	0
10. Total Inception-to-Date (Comprehensive)	0	0	0	0				0
11. Current (Institutional Only)	0	0	0	0	0	0	0	0
12. Total Inception-to-Date (Institutional Only)	0	0	0	0				0
13. Current (Non-Institutional Only)	0	0	0	0	0	0	0	0
14. Total Inception-to-Date (Non-Institutional Only)	0	0	0	0				0
15. Current (Grand Total)	0	0	0	0	0	0	0	0
16. Total Inception-to-Date (Grand Total)	0	0	0	0				0
Primarily 2013 and Later Issue Years								
17. Current (Comprehensive)	0	0	0	0	0	0	0	0
18. Total Inception-to-Date (Comprehensive)	0	0	0	0				0
19. Current (Institutional Only)	0	0	0	0	0	0	0	0
20. Total Inception-to-Date (Institutional Only)	0	0	0	0				0
21. Current (Non-Institutional Only)	0	0	0	0	0	0	0	0
22. Total Inception-to-Date (Non-Institutional Only)	0	0	0	0				0
23. Current (Grand Total)	0	0	0	0	0	0	0	0
24. Total Inception-to-Date (Grand Total)	0	0	0	0				0

CAUTION: The information contained on this page is unaudited and not a complete analysis nor is it an expression of opinion on any insurer. This page may contain inadvertent errors.

2022 LONG-TERM CARE INSURANCE EXPERIENCE REPORTING FORM 2
By COMPANY NAME

Row Description	Premiums Earned	Incurred Claims	Cal Year of Peak Issues	PCT Male Lives Insured	Average Attained Age	NBR of Lives In-Force End of Year	NBR of Terminations	NBR of New Lives Insured
Company Name: Minnesota Life Ins Co		Company Code: 66168						
Primarily 2004 and Prior Issue Years								
1. Current (Comprehensive)	0	0	0	0	0	0	0	0
2. Total Inception-to-Date (Comprehensive)	0	0	0	0				0
3. Current (Institutional Only)	0	0	0	0	0	0	0	0
4. Total Inception-to-Date (Institutional Only)	0	0	0	0				0
5. Current (Non-Institutional Only)	0	0	0	0	0	0	0	0
6. Total Inception-to-Date (Non-Institutional Only)	0	0	0	0				0
7. Current (Grand Total)	0	0	0	0	0	0	0	0
8. Total Inception-to-Date (Grand Total)	0	0	0	0				0
Primarily 2005 to 2012 Issue Years								
9. Current (Comprehensive)	1,818	694	2007	44	71	963	11	28
10. Total Inception-to-Date (Comprehensive)	36,879	2,642	2007	44				1,320
11. Current (Institutional Only)	0	0	0	0	0	0	0	0
12. Total Inception-to-Date (Institutional Only)	0	0	0	0				0
13. Current (Non-Institutional Only)	0	0	0	0	0	0	0	0
14. Total Inception-to-Date (Non-Institutional Only)	0	0	0	0				0
15. Current (Grand Total)	1,818	694	2007	44	71	963	11	28
16. Total Inception-to-Date (Grand Total)	36,879	2,642	2007	45				1,320
Primarily 2013 and Later Issue Years								
17. Current (Comprehensive)	0	0	0	0	0	0	0	0
18. Total Inception-to-Date (Comprehensive)	0	0	0	0				0
19. Current (Institutional Only)	0	0	0	0	0	0	0	0
20. Total Inception-to-Date (Institutional Only)	0	0	0	0				0
21. Current (Non-Institutional Only)	0	0	0	0	0	0	0	0
22. Total Inception-to-Date (Non-Institutional Only)	0	0	0	0				0
23. Current (Grand Total)	0	0	0	0	0	0	0	0
24. Total Inception-to-Date (Grand Total)	0	0	0	0				0

CAUTION: The information contained on this page is unaudited and not a complete analysis nor is it an expression of opinion on any insurer. This page may contain inadvertent errors.

2022 LONG-TERM CARE INSURANCE EXPERIENCE REPORTING FORM 2
By COMPANY NAME

Row Description	Premiums Earned	Incurred Claims	Cal Year of Peak Issues	PCT Male Lives Insured	Average Attained Age	NBR of Lives In-Force End of Year	NBR of Terminations	NBR of New Lives Insured
Company Name: Mony Life Ins Co		Company Code: 66370						
Primarily 2004 and Prior Issue Years								
1. Current (Comprehensive)	0	0	0	0	0	0	0	0
2. Total Inception-to-Date (Comprehensive)	0	0	0	0				0
3. Current (Institutional Only)	0	0	0	0	0	0	0	0
4. Total Inception-to-Date (Institutional Only)	0	0	0	0				0
5. Current (Non-Institutional Only)	0	0	0	0	0	0	0	0
6. Total Inception-to-Date (Non-Institutional Only)	0	0	0	0				0
7. Current (Grand Total)	0	0	0	0	0	0	0	0
8. Total Inception-to-Date (Grand Total)	0	0	0	0				0
Primarily 2005 to 2012 Issue Years								
9. Current (Comprehensive)	0	0	0	0	0	0	0	0
10. Total Inception-to-Date (Comprehensive)	0	0	0	0				0
11. Current (Institutional Only)	0	0	0	0	0	0	0	0
12. Total Inception-to-Date (Institutional Only)	0	0	0	0				0
13. Current (Non-Institutional Only)	0	0	0	0	0	0	0	0
14. Total Inception-to-Date (Non-Institutional Only)	0	0	0	0				0
15. Current (Grand Total)	0	0	0	0	0	0	0	0
16. Total Inception-to-Date (Grand Total)	0	0	0	0				0
Primarily 2013 and Later Issue Years								
17. Current (Comprehensive)	0	0	0	0	0	0	0	0
18. Total Inception-to-Date (Comprehensive)	0	0	0	0				0
19. Current (Institutional Only)	0	0	0	0	0	0	0	0
20. Total Inception-to-Date (Institutional Only)	0	0	0	0				0
21. Current (Non-Institutional Only)	0	0	0	0	0	0	0	0
22. Total Inception-to-Date (Non-Institutional Only)	0	0	0	0				0
23. Current (Grand Total)	0	0	0	0	0	0	0	0
24. Total Inception-to-Date (Grand Total)	0	0	0	0				0

CAUTION: The information contained on this page is unaudited and not a complete analysis nor is it an expression of opinion on any insurer. This page may contain inadvertent errors.

2022 LONG-TERM CARE INSURANCE EXPERIENCE REPORTING FORM 2
By COMPANY NAME

Row Description	Premiums Earned	Incurred Claims	Cal Year of Peak Issues	PCT Male Lives Insured	Average Attained Age	NBR of Lives In-Force End of Year	NBR of Terminations	NBR of New Lives Insured
Company Name: Mutual Of Omaha Ins Co		Company Code: 71412						
Primarily 2004 and Prior Issue Years								
1. Current (Comprehensive)	49,456	112,898	2002	34	82	25,589	2,050	0
2. Total Inception-to-Date (Comprehensive)	1,849,353	1,619,707	2002	37				114,273
3. Current (Institutional Only)	687	2,026	1998	32	86	668	88	0
4. Total Inception-to-Date (Institutional Only)	52,456	68,130	1988	31				14,161
5. Current (Non-Institutional Only)	0	0	0	0	0	0	0	0
6. Total Inception-to-Date (Non-Institutional Only)	0	0	0	0				0
7. Current (Grand Total)	50,143	114,924	2002	34	82	26,257	2,138	0
8. Total Inception-to-Date (Grand Total)	1,901,809	1,687,838	2002	37				128,434
Primarily 2005 to 2012 Issue Years								
9. Current (Comprehensive)	75,169	26,046	2012	40	72	34,544	653	0
10. Total Inception-to-Date (Comprehensive)	1,076,314	176,414	2012	41				76,679
11. Current (Institutional Only)	0	0	0	0	0	0	0	0
12. Total Inception-to-Date (Institutional Only)	0	0	0	0				0
13. Current (Non-Institutional Only)	0	0	0	0	0	0	0	0
14. Total Inception-to-Date (Non-Institutional Only)	0	0	0	0				0
15. Current (Grand Total)	75,169	26,046	2012	40	72	34,544	653	0
16. Total Inception-to-Date (Grand Total)	1,076,314	176,414	2012	41				76,679
Primarily 2013 and Later Issue Years								
17. Current (Comprehensive)	335,214	16,092	2017	45	65	131,423	2,540	9,047
18. Total Inception-to-Date (Comprehensive)	1,742,496	53,759	2017	93				154,112
19. Current (Institutional Only)	0	0	0	0	0	0	0	0
20. Total Inception-to-Date (Institutional Only)	0	0	0	0				0
21. Current (Non-Institutional Only)	0	0	0	0	0	0	0	0
22. Total Inception-to-Date (Non-Institutional Only)	0	0	0	0				0
23. Current (Grand Total)	335,214	16,092	2017	45	65	131,423	2,540	9,047
24. Total Inception-to-Date (Grand Total)	1,742,496	53,759	2017	93				154,112

CAUTION: The information contained on this page is unaudited and not a complete analysis nor is it an expression of opinion on any insurer. This page may contain inadvertent errors.

2022 LONG-TERM CARE INSURANCE EXPERIENCE REPORTING FORM 2
By COMPANY NAME

Row Description	Premiums Earned	Incurred Claims	Cal Year of Peak Issues	PCT Male Lives Insured	Average Attained Age	NBR of Lives In-Force End of Year	NBR of Terminations	NBR of New Lives Insured
Company Name: Nassau Life & Ann Co		Company Code: 93734						
Primarily 2004 and Prior Issue Years								
1. Current (Comprehensive)	4,928	43,775	2001	36	83	1,887	256	0
2. Total Inception-to-Date (Comprehensive)	136,750	188,791	0	0				6,132
3. Current (Institutional Only)	2,952	13,288	2002	36	82	1,261	152	0
4. Total Inception-to-Date (Institutional Only)	99,865	91,795	0	0				3,280
5. Current (Non-Institutional Only)	1,053	7,484	2000	25	89	381	57	0
6. Total Inception-to-Date (Non-Institutional Only)	117,950	268,030	0	0				4,585
7. Current (Grand Total)	8,933	64,547	2002	35	84	3,529	465	0
8. Total Inception-to-Date (Grand Total)	354,565	548,616	0	0				13,997
Primarily 2005 to 2012 Issue Years								
9. Current (Comprehensive)	0	0	0	0	0	0	0	0
10. Total Inception-to-Date (Comprehensive)	32,471	0	0	0				606
11. Current (Institutional Only)	9	173	2005	20	86	5	1	0
12. Total Inception-to-Date (Institutional Only)	23,653	176	0	0				2,578
13. Current (Non-Institutional Only)	0	0	2006	100	97	1	0	0
14. Total Inception-to-Date (Non-Institutional Only)	32,046	0	0	0				254
15. Current (Grand Total)	9	173	2005	33	87	6	1	0
16. Total Inception-to-Date (Grand Total)	88,170	176	0	0				3,438
Primarily 2013 and Later Issue Years								
17. Current (Comprehensive)	0	0	0	0	72	0	0	0
18. Total Inception-to-Date (Comprehensive)	1,261	0	0	0				63
19. Current (Institutional Only)	8	1	2013	20	72	5	0	0
20. Total Inception-to-Date (Institutional Only)	828	1	0	0				76
21. Current (Non-Institutional Only)	0	0	0	0	0	0	0	0
22. Total Inception-to-Date (Non-Institutional Only)	1,290	0	0	0				6
23. Current (Grand Total)	8	1	2013	20	72	5	0	0
24. Total Inception-to-Date (Grand Total)	3,379	1	0	0				145

CAUTION: The information contained on this page is unaudited and not a complete analysis nor is it an expression of opinion on any insurer. This page may contain inadvertent errors.

2022 LONG-TERM CARE INSURANCE EXPERIENCE REPORTING FORM 2
By COMPANY NAME

Row Description	Premiums Earned	Incurred Claims	Cal Year of Peak Issues	PCT Male Lives Insured	Average Attained Age	NBR of Lives In-Force End of Year	NBR of Terminations	NBR of New Lives Insured
Company Name: Nassau Life Ins Co of KS		Company Code: 68284						
Primarily 2004 and Prior Issue Years								
1. Current (Comprehensive)	2,616	24,132	2000	32	84	1,244	69	66
2. Total Inception-to-Date (Comprehensive)	84,395	101,525	0	0				2,630
3. Current (Institutional Only)	544	3,843	2003	32	86	248	28	42
4. Total Inception-to-Date (Institutional Only)	20,655	26,591	0	0				765
5. Current (Non-Institutional Only)	73	294	1999	33	89	33	1	0
6. Total Inception-to-Date (Non-Institutional Only)	4,685	6,836	0	0				258
7. Current (Grand Total)	3,233	28,269	2002	32	84	1,525	98	108
8. Total Inception-to-Date (Grand Total)	109,735	134,952	0	0				3,653
Primarily 2005 to 2012 Issue Years								
9. Current (Comprehensive)	0	48	0	0	0	0	0	0
10. Total Inception-to-Date (Comprehensive)	17,906	110	0	0				548
11. Current (Institutional Only)	0	0	0	0	0	0	0	0
12. Total Inception-to-Date (Institutional Only)	4,471	0	0	0				209
13. Current (Non-Institutional Only)	0	0	0	0	0	0	0	0
14. Total Inception-to-Date (Non-Institutional Only)	980	0	0	0				32
15. Current (Grand Total)	0	48	0	0	0	0	0	0
16. Total Inception-to-Date (Grand Total)	23,357	110	0	0				789
Primarily 2013 and Later Issue Years								
17. Current (Comprehensive)	0	38	0	0	74	0	0	0
18. Total Inception-to-Date (Comprehensive)	1,762	38	0	0				66
19. Current (Institutional Only)	3	1	2016	50	74	2	0	0
20. Total Inception-to-Date (Institutional Only)	441	1	0	0				10
21. Current (Non-Institutional Only)	0	0	0	0	0	0	0	0
22. Total Inception-to-Date (Non-Institutional Only)	103	0	0	0				2
23. Current (Grand Total)	3	39	2016	50	73	2	0	0
24. Total Inception-to-Date (Grand Total)	2,306	39	0	0				78

CAUTION: The information contained on this page is unaudited and not a complete analysis nor is it an expression of opinion on any insurer. This page may contain inadvertent errors.

2022 LONG-TERM CARE INSURANCE EXPERIENCE REPORTING FORM 2
By COMPANY NAME

Row Description	Premiums Earned	Incurred Claims	Cal Year of Peak Issues	PCT Male Lives Insured	Average Attained Age	NBR of Lives In-Force End of Year	NBR of Terminations	NBR of New Lives Insured
Company Name: National Guardian Life Ins Co		Company Code: 66583						
Primarily 2004 and Prior Issue Years								
1. Current (Comprehensive)	0	0	0	0	0	0	0	0
2. Total Inception-to-Date (Comprehensive)	0	0	0	0				0
3. Current (Institutional Only)	0	0	0	0	0	0	0	0
4. Total Inception-to-Date (Institutional Only)	0	0	0	0				0
5. Current (Non-Institutional Only)	0	0	0	0	0	0	0	0
6. Total Inception-to-Date (Non-Institutional Only)	0	0	0	0				0
7. Current (Grand Total)	0	0	0	0	0	0	0	0
8. Total Inception-to-Date (Grand Total)	0	0	0	0				0
Primarily 2005 to 2012 Issue Years								
9. Current (Comprehensive)	0	0	0	0	0	0	0	0
10. Total Inception-to-Date (Comprehensive)	0	0	0	0				0
11. Current (Institutional Only)	0	0	0	0	0	0	0	0
12. Total Inception-to-Date (Institutional Only)	0	0	0	0				0
13. Current (Non-Institutional Only)	0	0	0	0	0	0	0	0
14. Total Inception-to-Date (Non-Institutional Only)	0	0	0	0				0
15. Current (Grand Total)	0	0	0	0	0	0	0	0
16. Total Inception-to-Date (Grand Total)	0	0	0	0				0
Primarily 2013 and Later Issue Years								
17. Current (Comprehensive)	25,949	44	2021	50	59	7,151	284	1,675
18. Total Inception-to-Date (Comprehensive)	67,436	220	2021	49				7,942
19. Current (Institutional Only)	0	0	0	0	0	0	0	0
20. Total Inception-to-Date (Institutional Only)	0	0	0	0				0
21. Current (Non-Institutional Only)	0	0	0	0	0	0	0	0
22. Total Inception-to-Date (Non-Institutional Only)	0	0	0	0				0
23. Current (Grand Total)	25,949	44	2021	50	59	7,151	284	1,675
24. Total Inception-to-Date (Grand Total)	67,436	220	2021	49				7,942

CAUTION: The information contained on this page is unaudited and not a complete analysis nor is it an expression of opinion on any insurer. This page may contain inadvertent errors.

2022 LONG-TERM CARE INSURANCE EXPERIENCE REPORTING FORM 2
By COMPANY NAME

Row Description	Premiums Earned	Incurred Claims	Cal Year of Peak Issues	PCT Male Lives Insured	Average Attained Age	NBR of Lives In-Force End of Year	NBR of Terminations	NBR of New Lives Insured
Company Name: National Life Ins Co		Company Code: 66680						
Primarily 2004 and Prior Issue Years								
1. Current (Comprehensive)	0	0	0	0	0	0	0	0
2. Total Inception-to-Date (Comprehensive)	0	0	0	0				0
3. Current (Institutional Only)	0	0	0	0	0	0	0	0
4. Total Inception-to-Date (Institutional Only)	0	0	0	0				0
5. Current (Non-Institutional Only)	0	0	0	0	0	0	0	0
6. Total Inception-to-Date (Non-Institutional Only)	0	0	0	0				0
7. Current (Grand Total)	0	0	0	0	0	0	0	0
8. Total Inception-to-Date (Grand Total)	0	0	0	0				0
Primarily 2005 to 2012 Issue Years								
9. Current (Comprehensive)	0	0	0	0	0	0	0	0
10. Total Inception-to-Date (Comprehensive)	0	0	0	0				0
11. Current (Institutional Only)	0	0	0	0	0	0	0	0
12. Total Inception-to-Date (Institutional Only)	0	0	0	0				0
13. Current (Non-Institutional Only)	0	0	0	0	0	0	0	0
14. Total Inception-to-Date (Non-Institutional Only)	0	0	0	0				0
15. Current (Grand Total)	0	0	0	0	0	0	0	0
16. Total Inception-to-Date (Grand Total)	0	0	0	0				0
Primarily 2013 and Later Issue Years								
17. Current (Comprehensive)	0	0	0	0	0	0	0	0
18. Total Inception-to-Date (Comprehensive)	0	0	0	0				0
19. Current (Institutional Only)	0	0	0	0	0	0	0	0
20. Total Inception-to-Date (Institutional Only)	0	0	0	0				0
21. Current (Non-Institutional Only)	0	0	0	0	0	0	0	0
22. Total Inception-to-Date (Non-Institutional Only)	0	0	0	0				0
23. Current (Grand Total)	0	0	0	0	0	0	0	0
24. Total Inception-to-Date (Grand Total)	0	0	0	0				0

CAUTION: The information contained on this page is unaudited and not a complete analysis nor is it an expression of opinion on any insurer. This page may contain inadvertent errors.

2022 LONG-TERM CARE INSURANCE EXPERIENCE REPORTING FORM 2
By COMPANY NAME

Row Description	Premiums Earned	Incurred Claims	Cal Year of Peak Issues	PCT Male Lives Insured	Average Attained Age	NBR of Lives In-Force End of Year	NBR of Terminations	NBR of New Lives Insured
Company Name: New Era Life Ins Co		Company Code: 78743						
Primarily 2004 and Prior Issue Years								
1. Current (Comprehensive)	10,781	323,033	0	0	0	0	0	0
2. Total Inception-to-Date (Comprehensive)	23,904	219,296	0	0				0
3. Current (Institutional Only)	0	0	0	0	0	0	0	0
4. Total Inception-to-Date (Institutional Only)	0	0	0	0				0
5. Current (Non-Institutional Only)	0	0	0	0	0	0	0	0
6. Total Inception-to-Date (Non-Institutional Only)	0	0	0	0				0
7. Current (Grand Total)	10,781	323,033	0	0	0	0	0	0
8. Total Inception-to-Date (Grand Total)	23,904	219,296	0	0				0
Primarily 2005 to 2012 Issue Years								
9. Current (Comprehensive)	0	0	0	0	0	0	0	0
10. Total Inception-to-Date (Comprehensive)	0	0	0	0				0
11. Current (Institutional Only)	0	0	0	0	0	0	0	0
12. Total Inception-to-Date (Institutional Only)	0	0	0	0				0
13. Current (Non-Institutional Only)	0	0	0	0	0	0	0	0
14. Total Inception-to-Date (Non-Institutional Only)	0	0	0	0				0
15. Current (Grand Total)	0	0	0	0	0	0	0	0
16. Total Inception-to-Date (Grand Total)	0	0	0	0				0
Primarily 2013 and Later Issue Years								
17. Current (Comprehensive)	0	0	0	0	0	0	0	0
18. Total Inception-to-Date (Comprehensive)	0	0	0	0				0
19. Current (Institutional Only)	0	0	0	0	0	0	0	0
20. Total Inception-to-Date (Institutional Only)	0	0	0	0				0
21. Current (Non-Institutional Only)	0	0	0	0	0	0	0	0
22. Total Inception-to-Date (Non-Institutional Only)	0	0	0	0				0
23. Current (Grand Total)	0	0	0	0	0	0	0	0
24. Total Inception-to-Date (Grand Total)	0	0	0	0				0

CAUTION: The information contained on this page is unaudited and not a complete analysis nor is it an expression of opinion on any insurer. This page may contain inadvertent errors.

2022 LONG-TERM CARE INSURANCE EXPERIENCE REPORTING FORM 2
By COMPANY NAME

Row Description	Premiums Earned	Incurred Claims	Cal Year of Peak Issues	PCT Male Lives Insured	Average Attained Age	NBR of Lives In-Force End of Year	NBR of Terminations	NBR of New Lives Insured
Company Name: New York Life Ins & Ann Corp		Company Code: 91596						
Primarily 2004 and Prior Issue Years								
1. Current (Comprehensive)	0	0	0	0	0	0	0	0
2. Total Inception-to-Date (Comprehensive)	0	0	0	0				0
3. Current (Institutional Only)	0	0	0	0	0	0	0	0
4. Total Inception-to-Date (Institutional Only)	0	0	0	0				0
5. Current (Non-Institutional Only)	0	0	0	0	0	0	0	0
6. Total Inception-to-Date (Non-Institutional Only)	0	0	0	0				0
7. Current (Grand Total)	0	0	0	0	0	0	0	0
8. Total Inception-to-Date (Grand Total)	0	0	0	0				0
Primarily 2005 to 2012 Issue Years								
9. Current (Comprehensive)	0	0	0	0	0	0	0	0
10. Total Inception-to-Date (Comprehensive)	0	0	0	0				0
11. Current (Institutional Only)	0	0	0	0	0	0	0	0
12. Total Inception-to-Date (Institutional Only)	0	0	0	0				0
13. Current (Non-Institutional Only)	0	0	0	0	0	0	0	0
14. Total Inception-to-Date (Non-Institutional Only)	0	0	0	0				0
15. Current (Grand Total)	0	0	0	0	0	0	0	0
16. Total Inception-to-Date (Grand Total)	0	0	0	0				0
Primarily 2013 and Later Issue Years								
17. Current (Comprehensive)	0	0	0	0	0	0	0	0
18. Total Inception-to-Date (Comprehensive)	0	0	0	0				0
19. Current (Institutional Only)	0	0	0	0	0	0	0	0
20. Total Inception-to-Date (Institutional Only)	0	0	0	0				0
21. Current (Non-Institutional Only)	0	0	0	0	0	0	0	0
22. Total Inception-to-Date (Non-Institutional Only)	0	0	0	0				0
23. Current (Grand Total)	0	0	0	0	0	0	0	0
24. Total Inception-to-Date (Grand Total)	0	0	0	0				0

CAUTION: The information contained on this page is unaudited and not a complete analysis nor is it an expression of opinion on any insurer. This page may contain inadvertent errors.

2022 LONG-TERM CARE INSURANCE EXPERIENCE REPORTING FORM 2
By COMPANY NAME

Row Description	Premiums Earned	Incurred Claims	Cal Year of Peak Issues	PCT Male Lives Insured	Average Attained Age	NBR of Lives In-Force End of Year	NBR of Terminations	NBR of New Lives Insured
Company Name: New York Life Ins Co		Company Code: 66915						
Primarily 2004 and Prior Issue Years								
1. Current (Comprehensive)	76,450	122,627	2002	0	75	39,101	1,599	81
2. Total Inception-to-Date (Comprehensive)	1,857,121	1,236,969	2002	0				69,418
3. Current (Institutional Only)	2,296	6,079	2003	0	81	1,841	157	8
4. Total Inception-to-Date (Institutional Only)	104,907	111,220	1996	0				5,411
5. Current (Non-Institutional Only)	0	0	0	0	0	0	0	0
6. Total Inception-to-Date (Non-Institutional Only)	0	0	0	0				0
7. Current (Grand Total)	78,746	128,706	2002	0	76	40,942	1,756	89
8. Total Inception-to-Date (Grand Total)	1,962,028	1,348,190	2002	0				74,829
Primarily 2005 to 2012 Issue Years								
9. Current (Comprehensive)	140,708	51,202	2011	0	67	58,541	920	56
10. Total Inception-to-Date (Comprehensive)	1,861,491	292,962	2011	0				79,922
11. Current (Institutional Only)	3,175	2,079	2011	0	72	1,815	48	4
12. Total Inception-to-Date (Institutional Only)	43,009	11,302	2005	0				2,354
13. Current (Non-Institutional Only)	0	0	0	0	0	0	0	0
14. Total Inception-to-Date (Non-Institutional Only)	0	0	0	0				0
15. Current (Grand Total)	143,883	53,281	2011	0	67	60,356	968	60
16. Total Inception-to-Date (Grand Total)	1,904,500	304,264	2011	0				82,276
Primarily 2013 and Later Issue Years								
17. Current (Comprehensive)	124,124	6,182	2021	0	57	59,082	2,512	6,998
18. Total Inception-to-Date (Comprehensive)	622,280	21,942	2021	0				63,543
19. Current (Institutional Only)	1,180	203	2015	0	65	629	7	0
20. Total Inception-to-Date (Institutional Only)	9,158	203	2015	0				715
21. Current (Non-Institutional Only)	0	0	0	0	0	0	0	0
22. Total Inception-to-Date (Non-Institutional Only)	0	0	0	0				0
23. Current (Grand Total)	125,304	6,385	2021	0	57	59,711	2,519	6,998
24. Total Inception-to-Date (Grand Total)	631,439	22,145	2021	0				64,258

CAUTION: The information contained on this page is unaudited and not a complete analysis nor is it an expression of opinion on any insurer. This page may contain inadvertent errors.

2022 LONG-TERM CARE INSURANCE EXPERIENCE REPORTING FORM 2
By COMPANY NAME

Row Description	Premiums Earned	Incurred Claims	Cal Year of Peak Issues	PCT Male Lives Insured	Average Attained Age	NBR of Lives In-Force End of Year	NBR of Terminations	NBR of New Lives Insured
Company Name: Northwestern Long Term Care Ins Co		Company Code: 69000						
Primarily 2004 and Prior Issue Years								
1. Current (Comprehensive)	38,050	41,207	2001	43	78	9,065	348	0
2. Total Inception-to-Date (Comprehensive)	669,053	463,886	2001	45				14,894
3. Current (Institutional Only)	0	0	0	0	0	0	0	0
4. Total Inception-to-Date (Institutional Only)	0	0	0	0				0
5. Current (Non-Institutional Only)	0	0	0	0	0	0	0	0
6. Total Inception-to-Date (Non-Institutional Only)	0	0	0	0				0
7. Current (Grand Total)	38,050	41,207	2001	43	78	9,065	348	0
8. Total Inception-to-Date (Grand Total)	669,053	463,886	2001	45				14,894
Primarily 2005 to 2012 Issue Years								
9. Current (Comprehensive)	306,985	125,671	2010	46	69	85,514	1,473	0
10. Total Inception-to-Date (Comprehensive)	3,958,042	1,007,831	2010	47				125,934
11. Current (Institutional Only)	0	0	0	0	0	0	0	0
12. Total Inception-to-Date (Institutional Only)	0	0	0	0				0
13. Current (Non-Institutional Only)	0	0	0	0	0	0	0	0
14. Total Inception-to-Date (Non-Institutional Only)	0	0	0	0				0
15. Current (Grand Total)	306,985	125,671	2010	46	69	85,514	1,473	0
16. Total Inception-to-Date (Grand Total)	3,958,042	1,007,831	2010	47				125,934
Primarily 2013 and Later Issue Years								
17. Current (Comprehensive)	500,808	37,221	2012	49	60	176,157	3,099	6,418
18. Total Inception-to-Date (Comprehensive)	3,849,369	218,248	2012	49				202,003
19. Current (Institutional Only)	0	0	0	0	0	0	0	0
20. Total Inception-to-Date (Institutional Only)	0	0	0	0				0
21. Current (Non-Institutional Only)	0	0	0	0	0	0	0	0
22. Total Inception-to-Date (Non-Institutional Only)	0	0	0	0				0
23. Current (Grand Total)	500,808	37,221	2012	49	60	176,157	3,099	6,418
24. Total Inception-to-Date (Grand Total)	3,849,369	218,248	2012	49				202,003

CAUTION: The information contained on this page is unaudited and not a complete analysis nor is it an expression of opinion on any insurer. This page may contain inadvertent errors.

2022 LONG-TERM CARE INSURANCE EXPERIENCE REPORTING FORM 2
By COMPANY NAME

Row Description	Premiums Earned	Incurred Claims	Cal Year of Peak Issues	PCT Male Lives Insured	Average Attained Age	NBR of Lives In-Force End of Year	NBR of Terminations	NBR of New Lives Insured
Company Name: Northwestern Mut Life Ins Co		Company Code: 67091						
Primarily 2004 and Prior Issue Years								
1. Current (Comprehensive)	0	0	0	0	0	0	0	0
2. Total Inception-to-Date (Comprehensive)	0	0	0	0				0
3. Current (Institutional Only)	0	0	0	0	0	0	0	0
4. Total Inception-to-Date (Institutional Only)	0	0	0	0				0
5. Current (Non-Institutional Only)	0	0	0	0	0	0	0	0
6. Total Inception-to-Date (Non-Institutional Only)	0	0	0	0				0
7. Current (Grand Total)	0	0	0	0	0	0	0	0
8. Total Inception-to-Date (Grand Total)	0	0	0	0				0
Primarily 2005 to 2012 Issue Years								
9. Current (Comprehensive)	0	0	0	0	0	0	0	0
10. Total Inception-to-Date (Comprehensive)	0	0	0	0				0
11. Current (Institutional Only)	0	0	0	0	0	0	0	0
12. Total Inception-to-Date (Institutional Only)	0	0	0	0				0
13. Current (Non-Institutional Only)	0	0	0	0	0	0	0	0
14. Total Inception-to-Date (Non-Institutional Only)	0	0	0	0				0
15. Current (Grand Total)	0	0	0	0	0	0	0	0
16. Total Inception-to-Date (Grand Total)	0	0	0	0				0
Primarily 2013 and Later Issue Years								
17. Current (Comprehensive)	0	0	0	0	0	0	0	0
18. Total Inception-to-Date (Comprehensive)	0	0	0	0				0
19. Current (Institutional Only)	0	0	0	0	0	0	0	0
20. Total Inception-to-Date (Institutional Only)	0	0	0	0				0
21. Current (Non-Institutional Only)	0	0	0	0	0	0	0	0
22. Total Inception-to-Date (Non-Institutional Only)	0	0	0	0				0
23. Current (Grand Total)	0	0	0	0	0	0	0	0
24. Total Inception-to-Date (Grand Total)	0	0	0	0				0

CAUTION: The information contained on this page is unaudited and not a complete analysis nor is it an expression of opinion on any insurer. This page may contain inadvertent errors.

2022 LONG-TERM CARE INSURANCE EXPERIENCE REPORTING FORM 2
By COMPANY NAME

Row Description	Premiums Earned	Incurred Claims	Cal Year of Peak Issues	PCT Male Lives Insured	Average Attained Age	NBR of Lives In-Force End of Year	NBR of Terminations	NBR of New Lives Insured
Company Name: Oceanview Life & Annuity Co		Company Code: 68446						
Primarily 2004 and Prior Issue Years								
1. Current (Comprehensive)	0	0	0	0	0	0	0	0
2. Total Inception-to-Date (Comprehensive)	0	0	0	0				0
3. Current (Institutional Only)	0	0	0	0	0	0	0	0
4. Total Inception-to-Date (Institutional Only)	0	0	0	0				0
5. Current (Non-Institutional Only)	0	0	0	0	0	0	0	0
6. Total Inception-to-Date (Non-Institutional Only)	0	0	0	0				0
7. Current (Grand Total)	0	0	0	0	0	0	0	0
8. Total Inception-to-Date (Grand Total)	0	0	0	0				0
Primarily 2005 to 2012 Issue Years								
9. Current (Comprehensive)	0	0	0	0	0	0	0	0
10. Total Inception-to-Date (Comprehensive)	0	0	0	0				0
11. Current (Institutional Only)	0	0	0	0	0	0	0	0
12. Total Inception-to-Date (Institutional Only)	0	0	0	0				0
13. Current (Non-Institutional Only)	0	0	0	0	0	0	0	0
14. Total Inception-to-Date (Non-Institutional Only)	0	0	0	0				0
15. Current (Grand Total)	0	0	0	0	0	0	0	0
16. Total Inception-to-Date (Grand Total)	0	0	0	0				0
Primarily 2013 and Later Issue Years								
17. Current (Comprehensive)	0	0	0	0	0	0	0	0
18. Total Inception-to-Date (Comprehensive)	0	0	0	0				0
19. Current (Institutional Only)	0	0	0	0	0	0	0	0
20. Total Inception-to-Date (Institutional Only)	0	0	0	0				0
21. Current (Non-Institutional Only)	0	0	0	0	0	0	0	0
22. Total Inception-to-Date (Non-Institutional Only)	0	0	0	0				0
23. Current (Grand Total)	0	0	0	0	0	0	0	0
24. Total Inception-to-Date (Grand Total)	0	0	0	0				0

CAUTION: The information contained on this page is unaudited and not a complete analysis nor is it an expression of opinion on any insurer. This page may contain inadvertent errors.

2022 LONG-TERM CARE INSURANCE EXPERIENCE REPORTING FORM 2
By COMPANY NAME

Row Description	Premiums Earned	Incurred Claims	Cal Year of Peak Issues	PCT Male Lives Insured	Average Attained Age	NBR of Lives In-Force End of Year	NBR of Terminations	NBR of New Lives Insured
Company Name: Old Amer Ins Co		Company Code: 67199						
Primarily 2004 and Prior Issue Years								
1. Current (Comprehensive)	29	414	1991	6	94	17	2	0
2. Total Inception-to-Date (Comprehensive)	1,198	6,588	1991	24				0
3. Current (Institutional Only)	0	0	0	0	0	0	0	0
4. Total Inception-to-Date (Institutional Only)	0	0	0	0				0
5. Current (Non-Institutional Only)	0	0	0	0	0	0	0	0
6. Total Inception-to-Date (Non-Institutional Only)	0	0	0	0				0
7. Current (Grand Total)	29	414	0	0	0	17	2	0
8. Total Inception-to-Date (Grand Total)	1,198	6,588	0	0				0
Primarily 2005 to 2012 Issue Years								
9. Current (Comprehensive)	0	0	0	0	0	0	0	0
10. Total Inception-to-Date (Comprehensive)	0	0	0	0				0
11. Current (Institutional Only)	0	0	0	0	0	0	0	0
12. Total Inception-to-Date (Institutional Only)	0	0	0	0				0
13. Current (Non-Institutional Only)	0	0	0	0	0	0	0	0
14. Total Inception-to-Date (Non-Institutional Only)	0	0	0	0				0
15. Current (Grand Total)	0	0	0	0	0	0	0	0
16. Total Inception-to-Date (Grand Total)	0	0	0	0				0
Primarily 2013 and Later Issue Years								
17. Current (Comprehensive)	0	0	0	0	0	0	0	0
18. Total Inception-to-Date (Comprehensive)	0	0	0	0				0
19. Current (Institutional Only)	0	0	0	0	0	0	0	0
20. Total Inception-to-Date (Institutional Only)	0	0	0	0				0
21. Current (Non-Institutional Only)	0	0	0	0	0	0	0	0
22. Total Inception-to-Date (Non-Institutional Only)	0	0	0	0				0
23. Current (Grand Total)	0	0	0	0	0	0	0	0
24. Total Inception-to-Date (Grand Total)	0	0	0	0				0

CAUTION: The information contained on this page is unaudited and not a complete analysis nor is it an expression of opinion on any insurer. This page may contain inadvertent errors.

2022 LONG-TERM CARE INSURANCE EXPERIENCE REPORTING FORM 2
By COMPANY NAME

Row Description	Premiums Earned	Incurred Claims	Cal Year of Peak Issues	PCT Male Lives Insured	Average Attained Age	NBR of Lives In-Force End of Year	NBR of Terminations	NBR of New Lives Insured
Company Name: Order of United Commercial Travelers		Company Code: 56383						
Primarily 2004 and Prior Issue Years								
1. Current (Comprehensive)	0	0	1989	100	88	1	0	0
2. Total Inception-to-Date (Comprehensive)	207	0	1989	100				0
3. Current (Institutional Only)	0	0	0	0	0	0	0	0
4. Total Inception-to-Date (Institutional Only)	0	0	0	0				0
5. Current (Non-Institutional Only)	0	0	0	0	0	0	0	0
6. Total Inception-to-Date (Non-Institutional Only)	0	0	0	0				0
7. Current (Grand Total)	0	0	1989	100	88	1	0	0
8. Total Inception-to-Date (Grand Total)	207	0	1989	100				0
Primarily 2005 to 2012 Issue Years								
9. Current (Comprehensive)	0	0	0	0	0	0	0	0
10. Total Inception-to-Date (Comprehensive)	0	0	0	0				0
11. Current (Institutional Only)	0	0	0	0	0	0	0	0
12. Total Inception-to-Date (Institutional Only)	0	0	0	0				0
13. Current (Non-Institutional Only)	0	0	0	0	0	0	0	0
14. Total Inception-to-Date (Non-Institutional Only)	0	0	0	0				0
15. Current (Grand Total)	0	0	0	0	0	0	0	0
16. Total Inception-to-Date (Grand Total)	0	0	0	0				0
Primarily 2013 and Later Issue Years								
17. Current (Comprehensive)	0	0	0	0	0	0	0	0
18. Total Inception-to-Date (Comprehensive)	0	0	0	0				0
19. Current (Institutional Only)	0	0	0	0	0	0	0	0
20. Total Inception-to-Date (Institutional Only)	0	0	0	0				0
21. Current (Non-Institutional Only)	0	0	0	0	0	0	0	0
22. Total Inception-to-Date (Non-Institutional Only)	0	0	0	0				0
23. Current (Grand Total)	0	0	0	0	0	0	0	0
24. Total Inception-to-Date (Grand Total)	0	0	0	0				0

CAUTION: The information contained on this page is unaudited and not a complete analysis nor is it an expression of opinion on any insurer. This page may contain inadvertent errors.

2022 LONG-TERM CARE INSURANCE EXPERIENCE REPORTING FORM 2
By COMPANY NAME

Row Description	Premiums Earned	Incurred Claims	Cal Year of Peak Issues	PCT Male Lives Insured	Average Attained Age	NBR of Lives In-Force End of Year	NBR of Terminations	NBR of New Lives Insured
Company Name: Oscar Garden State Ins Corp		Company Code: 16231						
Primarily 2004 and Prior Issue Years								
1. Current (Comprehensive)	0	0	0	0	0	0	0	0
2. Total Inception-to-Date (Comprehensive)	0	0	0	0				0
3. Current (Institutional Only)	0	0	0	0	0	0	0	0
4. Total Inception-to-Date (Institutional Only)	0	0	0	0				0
5. Current (Non-Institutional Only)	0	0	0	0	0	0	0	0
6. Total Inception-to-Date (Non-Institutional Only)	0	0	0	0				0
7. Current (Grand Total)	0	0	0	0	0	0	0	0
8. Total Inception-to-Date (Grand Total)	0	0	0	0				0
Primarily 2005 to 2012 Issue Years								
9. Current (Comprehensive)	0	0	0	0	0	0	0	0
10. Total Inception-to-Date (Comprehensive)	0	0	0	0				0
11. Current (Institutional Only)	0	0	0	0	0	0	0	0
12. Total Inception-to-Date (Institutional Only)	0	0	0	0				0
13. Current (Non-Institutional Only)	0	0	0	0	0	0	0	0
14. Total Inception-to-Date (Non-Institutional Only)	0	0	0	0				0
15. Current (Grand Total)	0	0	0	0	0	0	0	0
16. Total Inception-to-Date (Grand Total)	0	0	0	0				0
Primarily 2013 and Later Issue Years								
17. Current (Comprehensive)	0	0	0	0	0	0	0	0
18. Total Inception-to-Date (Comprehensive)	0	0	0	0				0
19. Current (Institutional Only)	0	0	0	0	0	0	0	0
20. Total Inception-to-Date (Institutional Only)	0	0	0	0				0
21. Current (Non-Institutional Only)	0	0	0	0	0	0	0	0
22. Total Inception-to-Date (Non-Institutional Only)	0	0	0	0				0
23. Current (Grand Total)	0	0	0	0	0	0	0	0
24. Total Inception-to-Date (Grand Total)	0	0	0	0				0

CAUTION: The information contained on this page is unaudited and not a complete analysis nor is it an expression of opinion on any insurer. This page may contain inadvertent errors.

2022 LONG-TERM CARE INSURANCE EXPERIENCE REPORTING FORM 2
By COMPANY NAME

Row Description	Premiums Earned	Incurred Claims	Cal Year of Peak Issues	PCT Male Lives Insured	Average Attained Age	NBR of Lives In-Force End of Year	NBR of Terminations	NBR of New Lives Insured
Company Name: Patriot Ins Co		Company Code: 32069						
Primarily 2004 and Prior Issue Years								
1. Current (Comprehensive)	7	16	1999	22	82	9	1	0
2. Total Inception-to-Date (Comprehensive)	555	374	1999	41				27
3. Current (Institutional Only)	0	0	0	0	0	0	0	0
4. Total Inception-to-Date (Institutional Only)	0	0	0	0				0
5. Current (Non-Institutional Only)	0	0	0	0	0	0	0	0
6. Total Inception-to-Date (Non-Institutional Only)	1	0	2000	0				1
7. Current (Grand Total)	7	16	1999	22	82	9	1	0
8. Total Inception-to-Date (Grand Total)	556	374	1999	39				28
Primarily 2005 to 2012 Issue Years								
9. Current (Comprehensive)	0	0	0	0	0	0	0	0
10. Total Inception-to-Date (Comprehensive)	0	0	0	0				0
11. Current (Institutional Only)	0	0	0	0	0	0	0	0
12. Total Inception-to-Date (Institutional Only)	0	0	0	0				0
13. Current (Non-Institutional Only)	0	0	0	0	0	0	0	0
14. Total Inception-to-Date (Non-Institutional Only)	0	0	0	0				0
15. Current (Grand Total)	0	0	0	0	0	0	0	0
16. Total Inception-to-Date (Grand Total)	0	0	0	0				0
Primarily 2013 and Later Issue Years								
17. Current (Comprehensive)	0	0	0	0	0	0	0	0
18. Total Inception-to-Date (Comprehensive)	0	0	0	0				0
19. Current (Institutional Only)	0	0	0	0	0	0	0	0
20. Total Inception-to-Date (Institutional Only)	0	0	0	0				0
21. Current (Non-Institutional Only)	0	0	0	0	0	0	0	0
22. Total Inception-to-Date (Non-Institutional Only)	0	0	0	0				0
23. Current (Grand Total)	0	0	0	0	0	0	0	0
24. Total Inception-to-Date (Grand Total)	0	0	0	0				0

CAUTION: The information contained on this page is unaudited and not a complete analysis nor is it an expression of opinion on any insurer. This page may contain inadvertent errors.

2022 LONG-TERM CARE INSURANCE EXPERIENCE REPORTING FORM 2
By COMPANY NAME

Row Description	Premiums Earned	Incurred Claims	Cal Year of Peak Issues	PCT Male Lives Insured	Average Attained Age	NBR of Lives In-Force End of Year	NBR of Terminations	NBR of New Lives Insured
Company Name: Pekin Life Ins Co		Company Code: 67628						
Primarily 2004 and Prior Issue Years								
1. Current (Comprehensive)	9	-65	1988	0	61	10	2	0
2. Total Inception-to-Date (Comprehensive)	8,265	11,202	1987	25				0
3. Current (Institutional Only)	0	0	0	0	0	0	0	0
4. Total Inception-to-Date (Institutional Only)	0	0	0	0				0
5. Current (Non-Institutional Only)	0	0	0	0	0	0	0	0
6. Total Inception-to-Date (Non-Institutional Only)	0	0	0	0				0
7. Current (Grand Total)	9	-65	0	0	0	10	2	0
8. Total Inception-to-Date (Grand Total)	8,265	11,202	0	0				0
Primarily 2005 to 2012 Issue Years								
9. Current (Comprehensive)	0	0	0	0	0	0	0	0
10. Total Inception-to-Date (Comprehensive)	0	0	0	0				0
11. Current (Institutional Only)	0	0	0	0	0	0	0	0
12. Total Inception-to-Date (Institutional Only)	0	0	0	0				0
13. Current (Non-Institutional Only)	0	0	0	0	0	0	0	0
14. Total Inception-to-Date (Non-Institutional Only)	0	0	0	0				0
15. Current (Grand Total)	0	0	0	0	0	0	0	0
16. Total Inception-to-Date (Grand Total)	0	0	0	0				0
Primarily 2013 and Later Issue Years								
17. Current (Comprehensive)	0	0	0	0	0	0	0	0
18. Total Inception-to-Date (Comprehensive)	0	0	0	0				0
19. Current (Institutional Only)	0	0	0	0	0	0	0	0
20. Total Inception-to-Date (Institutional Only)	0	0	0	0				0
21. Current (Non-Institutional Only)	0	0	0	0	0	0	0	0
22. Total Inception-to-Date (Non-Institutional Only)	0	0	0	0				0
23. Current (Grand Total)	0	0	0	0	0	0	0	0
24. Total Inception-to-Date (Grand Total)	0	0	0	0				0

CAUTION: The information contained on this page is unaudited and not a complete analysis nor is it an expression of opinion on any insurer. This page may contain inadvertent errors.

2022 LONG-TERM CARE INSURANCE EXPERIENCE REPORTING FORM 2
By COMPANY NAME

Row Description	Premiums Earned	Incurred Claims	Cal Year of Peak Issues	PCT Male Lives Insured	Average Attained Age	NBR of Lives In-Force End of Year	NBR of Terminations	NBR of New Lives Insured
Company Name: Philadelphia Amer Life Ins Co		Company Code: 67784						
Primarily 2004 and Prior Issue Years								
1. Current (Comprehensive)	1,144	-935	0	0	0	0	0	0
2. Total Inception-to-Date (Comprehensive)	3,140	-754	0	0				0
3. Current (Institutional Only)	0	0	0	0	0	0	0	0
4. Total Inception-to-Date (Institutional Only)	0	0	0	0				0
5. Current (Non-Institutional Only)	0	0	0	0	0	0	0	0
6. Total Inception-to-Date (Non-Institutional Only)	0	0	0	0				0
7. Current (Grand Total)	1,144	-935	0	0	0	0	0	0
8. Total Inception-to-Date (Grand Total)	3,140	-754	0	0				0
Primarily 2005 to 2012 Issue Years								
9. Current (Comprehensive)	0	0	0	0	0	0	0	0
10. Total Inception-to-Date (Comprehensive)	0	0	0	0				0
11. Current (Institutional Only)	0	0	0	0	0	0	0	0
12. Total Inception-to-Date (Institutional Only)	0	0	0	0				0
13. Current (Non-Institutional Only)	0	0	0	0	0	0	0	0
14. Total Inception-to-Date (Non-Institutional Only)	0	0	0	0				0
15. Current (Grand Total)	0	0	0	0	0	0	0	0
16. Total Inception-to-Date (Grand Total)	0	0	0	0				0
Primarily 2013 and Later Issue Years								
17. Current (Comprehensive)	0	0	0	0	0	0	0	0
18. Total Inception-to-Date (Comprehensive)	0	0	0	0				0
19. Current (Institutional Only)	0	0	0	0	0	0	0	0
20. Total Inception-to-Date (Institutional Only)	0	0	0	0				0
21. Current (Non-Institutional Only)	0	0	0	0	0	0	0	0
22. Total Inception-to-Date (Non-Institutional Only)	0	0	0	0				0
23. Current (Grand Total)	0	0	0	0	0	0	0	0
24. Total Inception-to-Date (Grand Total)	0	0	0	0				0

CAUTION: The information contained on this page is unaudited and not a complete analysis nor is it an expression of opinion on any insurer. This page may contain inadvertent errors.

2022 LONG-TERM CARE INSURANCE EXPERIENCE REPORTING FORM 2
By COMPANY NAME

Row Description	Premiums Earned	Incurred Claims	Cal Year of Peak Issues	PCT Male Lives Insured	Average Attained Age	NBR of Lives In-Force End of Year	NBR of Terminations	NBR of New Lives Insured
Company Name: Physicians Mut Ins Co		Company Code: 80578						
Primarily 2004 and Prior Issue Years								
1. Current (Comprehensive)	10,384	20,352	1999	31	83	4,834	536	0
2. Total Inception-to-Date (Comprehensive)	451,173	488,793	1996	36				39,508
3. Current (Institutional Only)	0	0	0	0	0	0	0	0
4. Total Inception-to-Date (Institutional Only)	0	0	0	0				0
5. Current (Non-Institutional Only)	111	288	2001	24	82	318	57	0
6. Total Inception-to-Date (Non-Institutional Only)	15,274	15,854	1999	35				5,159
7. Current (Grand Total)	10,495	20,640	1999	30	83	5,152	593	0
8. Total Inception-to-Date (Grand Total)	466,447	504,647	1997	36				44,667
Primarily 2005 to 2012 Issue Years								
9. Current (Comprehensive)	29,895	36,130	2005	38	76	12,519	404	0
10. Total Inception-to-Date (Comprehensive)	565,682	268,076	2005	40				26,299
11. Current (Institutional Only)	1,732	3,546	2005	35	80	1,096	73	0
12. Total Inception-to-Date (Institutional Only)	42,755	33,208	2005	37				2,950
13. Current (Non-Institutional Only)	897	169	2005	36	80	987	76	0
14. Total Inception-to-Date (Non-Institutional Only)	25,078	12,526	2004	37				3,913
15. Current (Grand Total)	32,524	39,845	2005	38	77	14,602	553	0
16. Total Inception-to-Date (Grand Total)	633,515	313,810	2005	40				33,162
Primarily 2013 and Later Issue Years								
17. Current (Comprehensive)	0	0	0	0	0	0	0	0
18. Total Inception-to-Date (Comprehensive)	0	0	0	0				0
19. Current (Institutional Only)	0	0	0	0	0	0	0	0
20. Total Inception-to-Date (Institutional Only)	0	0	0	0				0
21. Current (Non-Institutional Only)	0	0	0	0	0	0	0	0
22. Total Inception-to-Date (Non-Institutional Only)	0	0	0	0				0
23. Current (Grand Total)	0	0	0	0	0	0	0	0
24. Total Inception-to-Date (Grand Total)	0	0	0	0				0

CAUTION: The information contained on this page is unaudited and not a complete analysis nor is it an expression of opinion on any insurer. This page may contain inadvertent errors.

2022 LONG-TERM CARE INSURANCE EXPERIENCE REPORTING FORM 2
By COMPANY NAME

Row Description	Premiums Earned	Incurred Claims	Cal Year of Peak Issues	PCT Male Lives Insured	Average Attained Age	NBR of Lives In-Force End of Year	NBR of Terminations	NBR of New Lives Insured
Company Name: Premera Blue Cross		Company Code: 47570						
Primarily 2004 and Prior Issue Years								
1. Current (Comprehensive)	2,179	3,941	2002	38	80	1,229	70	0
2. Total Inception-to-Date (Comprehensive)	79,199	73,707	2002	40				3,074
3. Current (Institutional Only)	85	67	2002	40	82	48	3	0
4. Total Inception-to-Date (Institutional Only)	2,840	2,039	2002	43				132
5. Current (Non-Institutional Only)	0	0	0	0	0	0	0	0
6. Total Inception-to-Date (Non-Institutional Only)	0	0	0	0				0
7. Current (Grand Total)	2,264	4,008	2002	39	80	1,277	73	0
8. Total Inception-to-Date (Grand Total)	82,039	75,746	2002	40				3,206
Primarily 2005 to 2012 Issue Years								
9. Current (Comprehensive)	778	245	2006	45	71	405	10	0
10. Total Inception-to-Date (Comprehensive)	13,038	3,071	2007	47				615
11. Current (Institutional Only)	3	0	2005	0	77	2	0	0
12. Total Inception-to-Date (Institutional Only)	71	0	2005	33				6
13. Current (Non-Institutional Only)	0	0	0	0	0	0	0	0
14. Total Inception-to-Date (Non-Institutional Only)	0	0	0	0				0
15. Current (Grand Total)	781	245	2006	45	71	407	10	0
16. Total Inception-to-Date (Grand Total)	13,109	3,071	2007	46				621
Primarily 2013 and Later Issue Years								
17. Current (Comprehensive)	0	0	0	0	0	0	0	0
18. Total Inception-to-Date (Comprehensive)	0	0	0	0				0
19. Current (Institutional Only)	0	0	0	0	0	0	0	0
20. Total Inception-to-Date (Institutional Only)	0	0	0	0				0
21. Current (Non-Institutional Only)	0	0	0	0	0	0	0	0
22. Total Inception-to-Date (Non-Institutional Only)	0	0	0	0				0
23. Current (Grand Total)	0	0	0	0	0	0	0	0
24. Total Inception-to-Date (Grand Total)	0	0	0	0				0

CAUTION: The information contained on this page is unaudited and not a complete analysis nor is it an expression of opinion on any insurer. This page may contain inadvertent errors.

2022 LONG-TERM CARE INSURANCE EXPERIENCE REPORTING FORM 2
By COMPANY NAME

Row Description	Premiums Earned	Incurred Claims	Cal Year of Peak Issues	PCT Male Lives Insured	Average Attained Age	NBR of Lives In-Force End of Year	NBR of Terminations	NBR of New Lives Insured
Company Name: Primerica Life Ins Co		Company Code: 65919						
Primarily 2004 and Prior Issue Years								
1. Current (Comprehensive)	11	250	1990	35	82	40	7	0
2. Total Inception-to-Date (Comprehensive)	762	2,923	1990	35				209
3. Current (Institutional Only)	0	0	0	0	0	0	0	0
4. Total Inception-to-Date (Institutional Only)	0	0	0	0				0
5. Current (Non-Institutional Only)	0	0	0	0	0	0	0	0
6. Total Inception-to-Date (Non-Institutional Only)	0	0	0	0				0
7. Current (Grand Total)	11	250	0	0	0	40	7	0
8. Total Inception-to-Date (Grand Total)	762	2,923	0	0				209
Primarily 2005 to 2012 Issue Years								
9. Current (Comprehensive)	0	0	0	0	0	0	0	0
10. Total Inception-to-Date (Comprehensive)	0	0	0	0				0
11. Current (Institutional Only)	0	0	0	0	0	0	0	0
12. Total Inception-to-Date (Institutional Only)	0	0	0	0				0
13. Current (Non-Institutional Only)	0	0	0	0	0	0	0	0
14. Total Inception-to-Date (Non-Institutional Only)	0	0	0	0				0
15. Current (Grand Total)	0	0	0	0	0	0	0	0
16. Total Inception-to-Date (Grand Total)	0	0	0	0				0
Primarily 2013 and Later Issue Years								
17. Current (Comprehensive)	0	0	0	0	0	0	0	0
18. Total Inception-to-Date (Comprehensive)	0	0	0	0				0
19. Current (Institutional Only)	0	0	0	0	0	0	0	0
20. Total Inception-to-Date (Institutional Only)	0	0	0	0				0
21. Current (Non-Institutional Only)	0	0	0	0	0	0	0	0
22. Total Inception-to-Date (Non-Institutional Only)	0	0	0	0				0
23. Current (Grand Total)	0	0	0	0	0	0	0	0
24. Total Inception-to-Date (Grand Total)	0	0	0	0				0

CAUTION: The information contained on this page is unaudited and not a complete analysis nor is it an expression of opinion on any insurer. This page may contain inadvertent errors.

2022 LONG-TERM CARE INSURANCE EXPERIENCE REPORTING FORM 2
By COMPANY NAME

Row Description	Premiums Earned	Incurred Claims	Cal Year of Peak Issues	PCT Male Lives Insured	Average Attained Age	NBR of Lives In-Force End of Year	NBR of Terminations	NBR of New Lives Insured
Company Name: Principal Life Ins Co		Company Code: 61271						
Primarily 2004 and Prior Issue Years								
1. Current (Comprehensive)	2,753	7,673	1995	36	81	1,416	91	0
2. Total Inception-to-Date (Comprehensive)	99,568	129,939	1995	39				4,079
3. Current (Institutional Only)	914	894	1994	34	86	409	49	0
4. Total Inception-to-Date (Institutional Only)	34,690	53,974	1994	42				1,543
5. Current (Non-Institutional Only)	0	0	0	0	0	0	0	0
6. Total Inception-to-Date (Non-Institutional Only)	0	0	0	0				0
7. Current (Grand Total)	3,667	8,567	1995	35	82	1,825	140	0
8. Total Inception-to-Date (Grand Total)	134,258	183,913	1995	40				5,622
Primarily 2005 to 2012 Issue Years								
9. Current (Comprehensive)	4	0	2010	100	69	1	0	0
10. Total Inception-to-Date (Comprehensive)	27	4	2010	100				1
11. Current (Institutional Only)	0	0	0	0	0	0	0	0
12. Total Inception-to-Date (Institutional Only)	0	0	0	0				0
13. Current (Non-Institutional Only)	0	0	0	0	0	0	0	0
14. Total Inception-to-Date (Non-Institutional Only)	0	0	0	0				0
15. Current (Grand Total)	4	0	2010	100	69	1	0	0
16. Total Inception-to-Date (Grand Total)	27	4	2010	100				1
Primarily 2013 and Later Issue Years								
17. Current (Comprehensive)	0	0	0	0	0	0	0	0
18. Total Inception-to-Date (Comprehensive)	0	0	0	0				0
19. Current (Institutional Only)	0	0	0	0	0	0	0	0
20. Total Inception-to-Date (Institutional Only)	0	0	0	0				0
21. Current (Non-Institutional Only)	0	0	0	0	0	0	0	0
22. Total Inception-to-Date (Non-Institutional Only)	0	0	0	0				0
23. Current (Grand Total)	0	0	0	0	0	0	0	0
24. Total Inception-to-Date (Grand Total)	0	0	0	0				0

CAUTION: The information contained on this page is unaudited and not a complete analysis nor is it an expression of opinion on any insurer. This page may contain inadvertent errors.

2022 LONG-TERM CARE INSURANCE EXPERIENCE REPORTING FORM 2
By COMPANY NAME

Row Description	Premiums Earned	Incurred Claims	Cal Year of Peak Issues	PCT Male Lives Insured	Average Attained Age	NBR of Lives In-Force End of Year	NBR of Terminations	NBR of New Lives Insured
Company Name: ProCare Advantage LLC		Company Code: 16477						
Primarily 2004 and Prior Issue Years								
1. Current (Comprehensive)	0	0	0	0	0	0	0	0
2. Total Inception-to-Date (Comprehensive)	0	0	0	0				0
3. Current (Institutional Only)	0	0	0	0	0	0	0	0
4. Total Inception-to-Date (Institutional Only)	0	0	0	0				0
5. Current (Non-Institutional Only)	0	0	0	0	0	0	0	0
6. Total Inception-to-Date (Non-Institutional Only)	0	0	0	0				0
7. Current (Grand Total)	0	0	0	0	0	0	0	0
8. Total Inception-to-Date (Grand Total)	0	0	0	0				0
Primarily 2005 to 2012 Issue Years								
9. Current (Comprehensive)	0	0	0	0	0	0	0	0
10. Total Inception-to-Date (Comprehensive)	0	0	0	0				0
11. Current (Institutional Only)	0	0	0	0	0	0	0	0
12. Total Inception-to-Date (Institutional Only)	0	0	0	0				0
13. Current (Non-Institutional Only)	0	0	0	0	0	0	0	0
14. Total Inception-to-Date (Non-Institutional Only)	0	0	0	0				0
15. Current (Grand Total)	0	0	0	0	0	0	0	0
16. Total Inception-to-Date (Grand Total)	0	0	0	0				0
Primarily 2013 and Later Issue Years								
17. Current (Comprehensive)	0	0	0	0	0	0	0	0
18. Total Inception-to-Date (Comprehensive)	0	0	0	0				0
19. Current (Institutional Only)	0	0	0	0	0	0	0	0
20. Total Inception-to-Date (Institutional Only)	0	0	0	0				0
21. Current (Non-Institutional Only)	0	0	0	0	0	0	0	0
22. Total Inception-to-Date (Non-Institutional Only)	0	0	0	0				0
23. Current (Grand Total)	0	0	0	0	0	0	0	0
24. Total Inception-to-Date (Grand Total)	0	0	0	0				0

CAUTION: The information contained on this page is unaudited and not a complete analysis nor is it an expression of opinion on any insurer. This page may contain inadvertent errors.

2022 LONG-TERM CARE INSURANCE EXPERIENCE REPORTING FORM 2
By COMPANY NAME

Row Description	Premiums Earned	Incurred Claims	Cal Year of Peak Issues	PCT Male Lives Insured	Average Attained Age	NBR of Lives In-Force End of Year	NBR of Terminations	NBR of New Lives Insured
Company Name: Provident Life & Accident Ins Co		Company Code: 68195						
Primarily 2004 and Prior Issue Years								
1. Current (Comprehensive)	7,764	12,495	2004	43	71	4,603	100	0
2. Total Inception-to-Date (Comprehensive)	284,396	78,509	2004	42				13,013
3. Current (Institutional Only)	0	0	0	0	0	0	0	0
4. Total Inception-to-Date (Institutional Only)	0	0	0	0				0
5. Current (Non-Institutional Only)	0	0	0	0	0	0	0	0
6. Total Inception-to-Date (Non-Institutional Only)	0	0	0	0				0
7. Current (Grand Total)	7,764	12,495	2004	43	71	4,603	100	0
8. Total Inception-to-Date (Grand Total)	284,396	78,509	2004	42				13,013
Primarily 2005 to 2012 Issue Years								
9. Current (Comprehensive)	22,827	19,641	2005	41	68	12,802	281	0
10. Total Inception-to-Date (Comprehensive)	429,982	115,552	2005	37				35,942
11. Current (Institutional Only)	0	0	0	0	0	0	0	0
12. Total Inception-to-Date (Institutional Only)	0	0	0	0				0
13. Current (Non-Institutional Only)	0	0	0	0	0	0	0	0
14. Total Inception-to-Date (Non-Institutional Only)	0	0	0	0				0
15. Current (Grand Total)	22,827	19,641	2005	41	0	12,802	281	0
16. Total Inception-to-Date (Grand Total)	429,982	115,552	2005	37				35,942
Primarily 2013 and Later Issue Years								
17. Current (Comprehensive)	1,379	623	2021	64	68	1,088	30	103
18. Total Inception-to-Date (Comprehensive)	18,965	4,991	2017	65				1,293
19. Current (Institutional Only)	0	0	0	0	0	0	0	0
20. Total Inception-to-Date (Institutional Only)	0	0	0	0				0
21. Current (Non-Institutional Only)	0	0	0	0	0	0	0	0
22. Total Inception-to-Date (Non-Institutional Only)	0	0	0	0				0
23. Current (Grand Total)	1,379	623	2021	64	68	1,088	30	103
24. Total Inception-to-Date (Grand Total)	18,965	4,991	2017	65				1,293

CAUTION: The information contained on this page is unaudited and not a complete analysis nor is it an expression of opinion on any insurer. This page may contain inadvertent errors.

2022 LONG-TERM CARE INSURANCE EXPERIENCE REPORTING FORM 2
By COMPANY NAME

Row Description	Premiums Earned	Incurred Claims	Cal Year of Peak Issues	PCT Male Lives Insured	Average Attained Age	NBR of Lives In-Force End of Year	NBR of Terminations	NBR of New Lives Insured
Company Name: Provident Life & Cas Ins Co		Company Code: 68209						
Primarily 2004 and Prior Issue Years								
1. Current (Comprehensive)	0	0	0	0	0	0	0	0
2. Total Inception-to-Date (Comprehensive)	0	0	0	0				0
3. Current (Institutional Only)	0	0	0	0	0	0	0	0
4. Total Inception-to-Date (Institutional Only)	0	0	0	0				0
5. Current (Non-Institutional Only)	0	0	0	0	0	0	0	0
6. Total Inception-to-Date (Non-Institutional Only)	0	0	0	0				0
7. Current (Grand Total)	0	0	0	0	0	0	0	0
8. Total Inception-to-Date (Grand Total)	0	0	0	0				0
Primarily 2005 to 2012 Issue Years								
9. Current (Comprehensive)	0	0	0	0	0	0	0	0
10. Total Inception-to-Date (Comprehensive)	0	0	0	0				0
11. Current (Institutional Only)	0	0	0	0	0	0	0	0
12. Total Inception-to-Date (Institutional Only)	0	0	0	0				0
13. Current (Non-Institutional Only)	0	0	0	0	0	0	0	0
14. Total Inception-to-Date (Non-Institutional Only)	0	0	0	0				0
15. Current (Grand Total)	0	0	0	0	0	0	0	0
16. Total Inception-to-Date (Grand Total)	0	0	0	0				0
Primarily 2013 and Later Issue Years								
17. Current (Comprehensive)	0	0	0	0	0	0	0	0
18. Total Inception-to-Date (Comprehensive)	0	0	0	0				0
19. Current (Institutional Only)	0	0	0	0	0	0	0	0
20. Total Inception-to-Date (Institutional Only)	0	0	0	0				0
21. Current (Non-Institutional Only)	0	0	0	0	0	0	0	0
22. Total Inception-to-Date (Non-Institutional Only)	0	0	0	0				0
23. Current (Grand Total)	0	0	0	0	0	0	0	0
24. Total Inception-to-Date (Grand Total)	0	0	0	0				0

CAUTION: The information contained on this page is unaudited and not a complete analysis nor is it an expression of opinion on any insurer. This page may contain inadvertent errors.

2022 LONG-TERM CARE INSURANCE EXPERIENCE REPORTING FORM 2
By COMPANY NAME

Row Description	Premiums Earned	Incurred Claims	Cal Year of Peak Issues	PCT Male Lives Insured	Average Attained Age	NBR of Lives In-Force End of Year	NBR of Terminations	NBR of New Lives Insured
Company Name: Prudential Ins Co Of Amer		Company Code: 68241						
Primarily 2004 and Prior Issue Years								
1. Current (Comprehensive)	55,214	125,977	2002	40	77	19,327	675	0
2. Total Inception-to-Date (Comprehensive)	1,230,947	1,020,208	2002	42				31,357
3. Current (Institutional Only)	0	0	0	0	0	0	0	0
4. Total Inception-to-Date (Institutional Only)	0	0	0	0				0
5. Current (Non-Institutional Only)	0	0	0	0	0	0	0	0
6. Total Inception-to-Date (Non-Institutional Only)	0	0	0	0				0
7. Current (Grand Total)	55,214	125,977	2002	40	77	19,327	675	0
8. Total Inception-to-Date (Grand Total)	1,230,947	1,020,208	2002	42				31,357
Primarily 2005 to 2012 Issue Years								
9. Current (Comprehensive)	34,552	34,257	2004	39	75	11,527	336	0
10. Total Inception-to-Date (Comprehensive)	685,464	326,179	2004	41				21,461
11. Current (Institutional Only)	0	0	0	0	0	0	0	0
12. Total Inception-to-Date (Institutional Only)	0	0	0	0				0
13. Current (Non-Institutional Only)	0	0	0	0	0	0	0	0
14. Total Inception-to-Date (Non-Institutional Only)	0	0	0	0				0
15. Current (Grand Total)	34,552	34,257	2004	39	75	11,527	336	0
16. Total Inception-to-Date (Grand Total)	685,464	326,179	2004	41				21,461
Primarily 2013 and Later Issue Years								
17. Current (Comprehensive)	115,970	55,985	2011	42	71	38,673	659	0
18. Total Inception-to-Date (Comprehensive)	1,519,090	263,410	2011	43				55,757
19. Current (Institutional Only)	0	0	0	0	0	0	0	0
20. Total Inception-to-Date (Institutional Only)	0	0	0	0				0
21. Current (Non-Institutional Only)	0	0	0	0	0	0	0	0
22. Total Inception-to-Date (Non-Institutional Only)	0	0	0	0				0
23. Current (Grand Total)	115,970	55,985	2011	42	71	38,673	659	0
24. Total Inception-to-Date (Grand Total)	1,519,090	263,410	2011	43				55,757

CAUTION: The information contained on this page is unaudited and not a complete analysis nor is it an expression of opinion on any insurer. This page may contain inadvertent errors.

2022 LONG-TERM CARE INSURANCE EXPERIENCE REPORTING FORM 2
By COMPANY NAME

Row Description	Premiums Earned	Incurred Claims	Cal Year of Peak Issues	PCT Male Lives Insured	Average Attained Age	NBR of Lives In-Force End of Year	NBR of Terminations	NBR of New Lives Insured
Company Name: QBE Ins Corp		Company Code: 39217						
Primarily 2004 and Prior Issue Years								
1. Current (Comprehensive)	0	0	0	0	0	0	0	0
2. Total Inception-to-Date (Comprehensive)	0	0	0	0				0
3. Current (Institutional Only)	0	0	0	0	0	0	0	0
4. Total Inception-to-Date (Institutional Only)	0	0	0	0				0
5. Current (Non-Institutional Only)	0	0	0	0	0	0	0	0
6. Total Inception-to-Date (Non-Institutional Only)	0	0	0	0				0
7. Current (Grand Total)	0	0	0	0	0	0	0	0
8. Total Inception-to-Date (Grand Total)	0	0	0	0				0
Primarily 2005 to 2012 Issue Years								
9. Current (Comprehensive)	0	0	0	0	0	0	0	0
10. Total Inception-to-Date (Comprehensive)	0	0	0	0				0
11. Current (Institutional Only)	0	0	0	0	0	0	0	0
12. Total Inception-to-Date (Institutional Only)	0	0	0	0				0
13. Current (Non-Institutional Only)	0	0	0	0	0	0	0	0
14. Total Inception-to-Date (Non-Institutional Only)	0	0	0	0				0
15. Current (Grand Total)	0	0	0	0	0	0	0	0
16. Total Inception-to-Date (Grand Total)	0	0	0	0				0
Primarily 2013 and Later Issue Years								
17. Current (Comprehensive)	0	0	0	0	0	0	0	0
18. Total Inception-to-Date (Comprehensive)	0	0	0	0				0
19. Current (Institutional Only)	0	0	0	0	0	0	0	0
20. Total Inception-to-Date (Institutional Only)	0	0	0	0				0
21. Current (Non-Institutional Only)	0	0	0	0	0	0	0	0
22. Total Inception-to-Date (Non-Institutional Only)	0	0	0	0				0
23. Current (Grand Total)	0	0	0	0	0	0	0	0
24. Total Inception-to-Date (Grand Total)	0	0	0	0				0

CAUTION: The information contained on this page is unaudited and not a complete analysis nor is it an expression of opinion on any insurer. This page may contain inadvertent errors.

2022 LONG-TERM CARE INSURANCE EXPERIENCE REPORTING FORM 2
By COMPANY NAME

Row Description	Premiums Earned	Incurred Claims	Cal Year of Peak Issues	PCT Male Lives Insured	Average Attained Age	NBR of Lives In-Force End of Year	NBR of Terminations	NBR of New Lives Insured
Company Name: Regence BCBS of OR		Company Code: 54933						
Primarily 2004 and Prior Issue Years								
1. Current (Comprehensive)	440	340	2003	39	80	395	16	0
2. Total Inception-to-Date (Comprehensive)	13,556	5,854	2003	41				762
3. Current (Institutional Only)	1	48	2004	100	101	1	0	0
4. Total Inception-to-Date (Institutional Only)	58	48	2004	50				2
5. Current (Non-Institutional Only)	0	0	0	0	0	0	0	0
6. Total Inception-to-Date (Non-Institutional Only)	0	0	0	0				0
7. Current (Grand Total)	441	388	2003	39	80	396	16	0
8. Total Inception-to-Date (Grand Total)	13,614	5,902	2003	41				764
Primarily 2005 to 2012 Issue Years								
9. Current (Comprehensive)	0	0	0	0	0	0	0	0
10. Total Inception-to-Date (Comprehensive)	0	0	0	0				0
11. Current (Institutional Only)	0	0	0	0	0	0	0	0
12. Total Inception-to-Date (Institutional Only)	0	0	0	0				0
13. Current (Non-Institutional Only)	0	0	0	0	0	0	0	0
14. Total Inception-to-Date (Non-Institutional Only)	0	0	0	0				0
15. Current (Grand Total)	0	0	0	0	0	0	0	0
16. Total Inception-to-Date (Grand Total)	0	0	0	0				0
Primarily 2013 and Later Issue Years								
17. Current (Comprehensive)	0	0	0	0	0	0	0	0
18. Total Inception-to-Date (Comprehensive)	0	0	0	0				0
19. Current (Institutional Only)	0	0	0	0	0	0	0	0
20. Total Inception-to-Date (Institutional Only)	0	0	0	0				0
21. Current (Non-Institutional Only)	0	0	0	0	0	0	0	0
22. Total Inception-to-Date (Non-Institutional Only)	0	0	0	0				0
23. Current (Grand Total)	0	0	0	0	0	0	0	0
24. Total Inception-to-Date (Grand Total)	0	0	0	0				0

CAUTION: The information contained on this page is unaudited and not a complete analysis nor is it an expression of opinion on any insurer. This page may contain inadvertent errors.

2022 LONG-TERM CARE INSURANCE EXPERIENCE REPORTING FORM 2
By COMPANY NAME

Row Description	Premiums Earned	Incurred Claims	Cal Year of Peak Issues	PCT Male Lives Insured	Average Attained Age	NBR of Lives In-Force End of Year	NBR of Terminations	NBR of New Lives Insured
Company Name: Regence BCBS of UT		Company Code: 54550						
Primarily 2004 and Prior Issue Years								
1. Current (Comprehensive)	47	-24	2000	33	86	42	4	0
2. Total Inception-to-Date (Comprehensive)	2,472	1,328	2000	39				137
3. Current (Institutional Only)	2	0	2000	33	85	3	0	0
4. Total Inception-to-Date (Institutional Only)	45	0	2000	33				3
5. Current (Non-Institutional Only)	0	0	2003	50	90	2	0	0
6. Total Inception-to-Date (Non-Institutional Only)	28	0	2003	50				2
7. Current (Grand Total)	49	-24	2000	34	86	47	4	0
8. Total Inception-to-Date (Grand Total)	2,545	1,328	2000	39				142
Primarily 2005 to 2012 Issue Years								
9. Current (Comprehensive)	0	0	0	0	0	0	0	0
10. Total Inception-to-Date (Comprehensive)	0	0	0	0				0
11. Current (Institutional Only)	0	0	0	0	0	0	0	0
12. Total Inception-to-Date (Institutional Only)	0	0	0	0				0
13. Current (Non-Institutional Only)	0	0	0	0	0	0	0	0
14. Total Inception-to-Date (Non-Institutional Only)	0	0	0	0				0
15. Current (Grand Total)	0	0	0	0	0	0	0	0
16. Total Inception-to-Date (Grand Total)	0	0	0	0				0
Primarily 2013 and Later Issue Years								
17. Current (Comprehensive)	0	0	0	0	0	0	0	0
18. Total Inception-to-Date (Comprehensive)	0	0	0	0				0
19. Current (Institutional Only)	0	0	0	0	0	0	0	0
20. Total Inception-to-Date (Institutional Only)	0	0	0	0				0
21. Current (Non-Institutional Only)	0	0	0	0	0	0	0	0
22. Total Inception-to-Date (Non-Institutional Only)	0	0	0	0				0
23. Current (Grand Total)	0	0	0	0	0	0	0	0
24. Total Inception-to-Date (Grand Total)	0	0	0	0				0

CAUTION: The information contained on this page is unaudited and not a complete analysis nor is it an expression of opinion on any insurer. This page may contain inadvertent errors.

2022 LONG-TERM CARE INSURANCE EXPERIENCE REPORTING FORM 2
By COMPANY NAME

Row Description	Premiums Earned	Incurred Claims	Cal Year of Peak Issues	PCT Male Lives Insured	Average Attained Age	NBR of Lives In-Force End of Year	NBR of Terminations	NBR of New Lives Insured
Company Name: Regence Blueshield Of ID Inc		Company Code: 60131						
Primarily 2004 and Prior Issue Years								
1. Current (Comprehensive)	71	213	2000	34	82	85	4	0
2. Total Inception-to-Date (Comprehensive)	3,737	3,023	2000	39				191
3. Current (Institutional Only)	0	0	1998	33	76	3	0	0
4. Total Inception-to-Date (Institutional Only)	86	4	1998	43				7
5. Current (Non-Institutional Only)	0	0	0	0	0	0	0	0
6. Total Inception-to-Date (Non-Institutional Only)	28	0	2003	0				1
7. Current (Grand Total)	71	213	2000	34	82	88	4	0
8. Total Inception-to-Date (Grand Total)	3,851	3,027	2000	39				199
Primarily 2005 to 2012 Issue Years								
9. Current (Comprehensive)	0	0	0	0	0	0	0	0
10. Total Inception-to-Date (Comprehensive)	0	0	0	0				0
11. Current (Institutional Only)	0	0	0	0	0	0	0	0
12. Total Inception-to-Date (Institutional Only)	0	0	0	0				0
13. Current (Non-Institutional Only)	0	0	0	0	0	0	0	0
14. Total Inception-to-Date (Non-Institutional Only)	0	0	0	0				0
15. Current (Grand Total)	0	0	0	0	0	0	0	0
16. Total Inception-to-Date (Grand Total)	0	0	0	0				0
Primarily 2013 and Later Issue Years								
17. Current (Comprehensive)	0	0	0	0	0	0	0	0
18. Total Inception-to-Date (Comprehensive)	0	0	0	0				0
19. Current (Institutional Only)	0	0	0	0	0	0	0	0
20. Total Inception-to-Date (Institutional Only)	0	0	0	0				0
21. Current (Non-Institutional Only)	0	0	0	0	0	0	0	0
22. Total Inception-to-Date (Non-Institutional Only)	0	0	0	0				0
23. Current (Grand Total)	0	0	0	0	0	0	0	0
24. Total Inception-to-Date (Grand Total)	0	0	0	0				0

CAUTION: The information contained on this page is unaudited and not a complete analysis nor is it an expression of opinion on any insurer. This page may contain inadvertent errors.

2022 LONG-TERM CARE INSURANCE EXPERIENCE REPORTING FORM 2
By COMPANY NAME

Row Description	Premiums Earned	Incurred Claims	Cal Year of Peak Issues	PCT Male Lives Insured	Average Attained Age	NBR of Lives In-Force End of Year	NBR of Terminations	NBR of New Lives Insured
Company Name: Reliastar Life Ins Co		Company Code: 67105						
Primarily 2004 and Prior Issue Years								
1. Current (Comprehensive)	39	13	1992	25	88	19	12	0
2. Total Inception-to-Date (Comprehensive)	1,012	2,433	1992	37				307
3. Current (Institutional Only)	0	0	0	0	0	0	0	0
4. Total Inception-to-Date (Institutional Only)	0	0	0	0				0
5. Current (Non-Institutional Only)	0	0	0	0	0	0	0	0
6. Total Inception-to-Date (Non-Institutional Only)	0	0	0	0				0
7. Current (Grand Total)	39	13	1992	25	88	19	12	0
8. Total Inception-to-Date (Grand Total)	1,012	2,433	1992	37				307
Primarily 2005 to 2012 Issue Years								
9. Current (Comprehensive)	0	0	0	0	0	0	0	0
10. Total Inception-to-Date (Comprehensive)	0	0	0	0				0
11. Current (Institutional Only)	0	0	0	0	0	0	0	0
12. Total Inception-to-Date (Institutional Only)	0	0	0	0				0
13. Current (Non-Institutional Only)	0	0	0	0	0	0	0	0
14. Total Inception-to-Date (Non-Institutional Only)	0	0	0	0				0
15. Current (Grand Total)	0	0	0	0	0	0	0	0
16. Total Inception-to-Date (Grand Total)	0	0	0	0				0
Primarily 2013 and Later Issue Years								
17. Current (Comprehensive)	0	0	0	0	0	0	0	0
18. Total Inception-to-Date (Comprehensive)	0	0	0	0				0
19. Current (Institutional Only)	0	0	0	0	0	0	0	0
20. Total Inception-to-Date (Institutional Only)	0	0	0	0				0
21. Current (Non-Institutional Only)	0	0	0	0	0	0	0	0
22. Total Inception-to-Date (Non-Institutional Only)	0	0	0	0				0
23. Current (Grand Total)	0	0	0	0	0	0	0	0
24. Total Inception-to-Date (Grand Total)	0	0	0	0				0

CAUTION: The information contained on this page is unaudited and not a complete analysis nor is it an expression of opinion on any insurer. This page may contain inadvertent errors.

2022 LONG-TERM CARE INSURANCE EXPERIENCE REPORTING FORM 2
By COMPANY NAME

Row Description	Premiums Earned	Incurred Claims	Cal Year of Peak Issues	PCT Male Lives Insured	Average Attained Age	NBR of Lives In-Force End of Year	NBR of Terminations	NBR of New Lives Insured
Company Name: Reserve Natl Ins Co		Company Code: 68462						
Primarily 2004 and Prior Issue Years								
1. Current (Comprehensive)	0	0	0	0	0	0	0	0
2. Total Inception-to-Date (Comprehensive)	0	0	0	0				0
3. Current (Institutional Only)	0	0	0	0	0	0	0	0
4. Total Inception-to-Date (Institutional Only)	0	0	0	0				0
5. Current (Non-Institutional Only)	0	0	0	0	0	0	0	0
6. Total Inception-to-Date (Non-Institutional Only)	0	0	0	0				0
7. Current (Grand Total)	0	0	0	0	0	0	0	0
8. Total Inception-to-Date (Grand Total)	0	0	0	0				0
Primarily 2005 to 2012 Issue Years								
9. Current (Comprehensive)	0	0	0	0	0	0	0	0
10. Total Inception-to-Date (Comprehensive)	0	0	0	0				0
11. Current (Institutional Only)	0	0	0	0	0	0	0	0
12. Total Inception-to-Date (Institutional Only)	0	0	0	0				0
13. Current (Non-Institutional Only)	0	0	0	0	0	0	0	0
14. Total Inception-to-Date (Non-Institutional Only)	0	0	0	0				0
15. Current (Grand Total)	0	0	0	0	0	0	0	0
16. Total Inception-to-Date (Grand Total)	0	0	0	0				0
Primarily 2013 and Later Issue Years								
17. Current (Comprehensive)	0	0	0	0	0	0	0	0
18. Total Inception-to-Date (Comprehensive)	0	0	0	0				0
19. Current (Institutional Only)	0	0	0	0	0	0	0	0
20. Total Inception-to-Date (Institutional Only)	0	0	0	0				0
21. Current (Non-Institutional Only)	3,332,675	306,830	2018	0	0	0	0	0
22. Total Inception-to-Date (Non-Institutional Only)	3,332,675	8,467,267	2018	0				0
23. Current (Grand Total)	3,332,675	306,830	2018	0	0	0	0	0
24. Total Inception-to-Date (Grand Total)	3,332,675	8,467,267	2018	0				0

CAUTION: The information contained on this page is unaudited and not a complete analysis nor is it an expression of opinion on any insurer. This page may contain inadvertent errors.

2022 LONG-TERM CARE INSURANCE EXPERIENCE REPORTING FORM 2
By COMPANY NAME

Row Description	Premiums Earned	Incurred Claims	Cal Year of Peak Issues	PCT Male Lives Insured	Average Attained Age	NBR of Lives In-Force End of Year	NBR of Terminations	NBR of New Lives Insured
Company Name: RGA Life & Ann Ins Co		Company Code: 89004						
Primarily 2004 and Prior Issue Years								
1. Current (Comprehensive)	0	0	0	0	0	0	0	0
2. Total Inception-to-Date (Comprehensive)	0	0	0	0				0
3. Current (Institutional Only)	0	0	0	0	0	0	0	0
4. Total Inception-to-Date (Institutional Only)	0	0	0	0				0
5. Current (Non-Institutional Only)	0	0	0	0	0	0	0	0
6. Total Inception-to-Date (Non-Institutional Only)	0	0	0	0				0
7. Current (Grand Total)	0	0	0	0	0	0	0	0
8. Total Inception-to-Date (Grand Total)	0	0	0	0				0
Primarily 2005 to 2012 Issue Years								
9. Current (Comprehensive)	0	0	0	0	0	0	0	0
10. Total Inception-to-Date (Comprehensive)	0	0	0	0				0
11. Current (Institutional Only)	0	0	0	0	0	0	0	0
12. Total Inception-to-Date (Institutional Only)	0	0	0	0				0
13. Current (Non-Institutional Only)	0	0	0	0	0	0	0	0
14. Total Inception-to-Date (Non-Institutional Only)	0	0	0	0				0
15. Current (Grand Total)	0	0	0	0	0	0	0	0
16. Total Inception-to-Date (Grand Total)	0	0	0	0				0
Primarily 2013 and Later Issue Years								
17. Current (Comprehensive)	0	0	0	0	0	0	0	0
18. Total Inception-to-Date (Comprehensive)	0	0	0	0				0
19. Current (Institutional Only)	0	0	0	0	0	0	0	0
20. Total Inception-to-Date (Institutional Only)	0	0	0	0				0
21. Current (Non-Institutional Only)	0	0	0	0	0	0	0	0
22. Total Inception-to-Date (Non-Institutional Only)	0	0	0	0				0
23. Current (Grand Total)	0	0	0	0	0	0	0	0
24. Total Inception-to-Date (Grand Total)	0	0	0	0				0

CAUTION: The information contained on this page is unaudited and not a complete analysis nor is it an expression of opinion on any insurer. This page may contain inadvertent errors.

2022 LONG-TERM CARE INSURANCE EXPERIENCE REPORTING FORM 2
By COMPANY NAME

Row Description	Premiums Earned	Incurred Claims	Cal Year of Peak Issues	PCT Male Lives Insured	Average Attained Age	NBR of Lives In-Force End of Year	NBR of Terminations	NBR of New Lives Insured
Company Name: RGA Reins Co		Company Code: 93572						
Primarily 2004 and Prior Issue Years								
1. Current (Comprehensive)	0	0	0	0	0	0	0	0
2. Total Inception-to-Date (Comprehensive)	0	0	0	0				0
3. Current (Institutional Only)	0	0	0	0	0	0	0	0
4. Total Inception-to-Date (Institutional Only)	0	0	0	0				0
5. Current (Non-Institutional Only)	0	0	0	0	0	0	0	0
6. Total Inception-to-Date (Non-Institutional Only)	0	0	0	0				0
7. Current (Grand Total)	0	0	0	0	0	0	0	0
8. Total Inception-to-Date (Grand Total)	0	0	0	0				0
Primarily 2005 to 2012 Issue Years								
9. Current (Comprehensive)	0	0	0	0	0	0	0	0
10. Total Inception-to-Date (Comprehensive)	0	0	0	0				0
11. Current (Institutional Only)	0	0	0	0	0	0	0	0
12. Total Inception-to-Date (Institutional Only)	0	0	0	0				0
13. Current (Non-Institutional Only)	0	0	0	0	0	0	0	0
14. Total Inception-to-Date (Non-Institutional Only)	0	0	0	0				0
15. Current (Grand Total)	0	0	0	0	0	0	0	0
16. Total Inception-to-Date (Grand Total)	0	0	0	0				0
Primarily 2013 and Later Issue Years								
17. Current (Comprehensive)	0	0	0	0	0	0	0	0
18. Total Inception-to-Date (Comprehensive)	0	0	0	0				0
19. Current (Institutional Only)	0	0	0	0	0	0	0	0
20. Total Inception-to-Date (Institutional Only)	0	0	0	0				0
21. Current (Non-Institutional Only)	0	0	0	0	0	0	0	0
22. Total Inception-to-Date (Non-Institutional Only)	0	0	0	0				0
23. Current (Grand Total)	0	0	0	0	0	0	0	0
24. Total Inception-to-Date (Grand Total)	0	0	0	0				0

CAUTION: The information contained on this page is unaudited and not a complete analysis nor is it an expression of opinion on any insurer. This page may contain inadvertent errors.

2022 LONG-TERM CARE INSURANCE EXPERIENCE REPORTING FORM 2
By COMPANY NAME

Row Description	Premiums Earned	Incurred Claims	Cal Year of Peak Issues	PCT Male Lives Insured	Average Attained Age	NBR of Lives In-Force End of Year	NBR of Terminations	NBR of New Lives Insured
Company Name: RiverSource Life Ins Co		Company Code: 65005						
Primarily 2004 and Prior Issue Years								
1. Current (Comprehensive)	173,181	400,769	1999	36	81	77,920	4,899	0
2. Total Inception-to-Date (Comprehensive)	5,278,233	4,549,196	1996	40				242,125
3. Current (Institutional Only)	0	0	0	0	0	0	0	0
4. Total Inception-to-Date (Institutional Only)	0	0	0	0				0
5. Current (Non-Institutional Only)	0	0	0	0	0	0	0	0
6. Total Inception-to-Date (Non-Institutional Only)	0	0	0	0				0
7. Current (Grand Total)	173,181	400,769	1999	36	81	77,920	4,899	0
8. Total Inception-to-Date (Grand Total)	5,278,233	4,549,196	1996	40				242,125
Primarily 2005 to 2012 Issue Years								
9. Current (Comprehensive)	0	0	0	0	0	0	0	0
10. Total Inception-to-Date (Comprehensive)	0	0	0	0				0
11. Current (Institutional Only)	0	0	0	0	0	0	0	0
12. Total Inception-to-Date (Institutional Only)	0	0	0	0				0
13. Current (Non-Institutional Only)	0	0	0	0	0	0	0	0
14. Total Inception-to-Date (Non-Institutional Only)	0	0	0	0				0
15. Current (Grand Total)	0	0	0	0	0	0	0	0
16. Total Inception-to-Date (Grand Total)	0	0	0	0				0
Primarily 2013 and Later Issue Years								
17. Current (Comprehensive)	0	0	0	0	0	0	0	0
18. Total Inception-to-Date (Comprehensive)	0	0	0	0				0
19. Current (Institutional Only)	0	0	0	0	0	0	0	0
20. Total Inception-to-Date (Institutional Only)	0	0	0	0				0
21. Current (Non-Institutional Only)	0	0	0	0	0	0	0	0
22. Total Inception-to-Date (Non-Institutional Only)	0	0	0	0				0
23. Current (Grand Total)	0	0	0	0	0	0	0	0
24. Total Inception-to-Date (Grand Total)	0	0	0	0				0

CAUTION: The information contained on this page is unaudited and not a complete analysis nor is it an expression of opinion on any insurer. This page may contain inadvertent errors.

2022 LONG-TERM CARE INSURANCE EXPERIENCE REPORTING FORM 2
By COMPANY NAME

Row Description	Premiums Earned	Incurred Claims	Cal Year of Peak Issues	PCT Male Lives Insured	Average Attained Age	NBR of Lives In-Force End of Year	NBR of Terminations	NBR of New Lives Insured
Company Name: Riversource Life Ins Co Of NY		Company Code: 80594						
Primarily 2004 and Prior Issue Years								
1. Current (Comprehensive)	8,133	21,073	2000	36	81	4,212	251	0
2. Total Inception-to-Date (Comprehensive)	313,391	274,511	1996	40				11,889
3. Current (Institutional Only)	0	0	0	0	0	0	0	0
4. Total Inception-to-Date (Institutional Only)	0	0	0	0				0
5. Current (Non-Institutional Only)	0	0	0	0	0	0	0	0
6. Total Inception-to-Date (Non-Institutional Only)	0	0	0	0				0
7. Current (Grand Total)	8,133	21,073	2000	36	81	4,212	251	0
8. Total Inception-to-Date (Grand Total)	313,391	274,511	1996	40				11,889
Primarily 2005 to 2012 Issue Years								
9. Current (Comprehensive)	0	0	0	0	0	0	0	0
10. Total Inception-to-Date (Comprehensive)	0	0	0	0				0
11. Current (Institutional Only)	0	0	0	0	0	0	0	0
12. Total Inception-to-Date (Institutional Only)	0	0	0	0				0
13. Current (Non-Institutional Only)	0	0	0	0	0	0	0	0
14. Total Inception-to-Date (Non-Institutional Only)	0	0	0	0				0
15. Current (Grand Total)	0	0	0	0	0	0	0	0
16. Total Inception-to-Date (Grand Total)	0	0	0	0				0
Primarily 2013 and Later Issue Years								
17. Current (Comprehensive)	0	0	0	0	0	0	0	0
18. Total Inception-to-Date (Comprehensive)	0	0	0	0				0
19. Current (Institutional Only)	0	0	0	0	0	0	0	0
20. Total Inception-to-Date (Institutional Only)	0	0	0	0				0
21. Current (Non-Institutional Only)	0	0	0	0	0	0	0	0
22. Total Inception-to-Date (Non-Institutional Only)	0	0	0	0				0
23. Current (Grand Total)	0	0	0	0	0	0	0	0
24. Total Inception-to-Date (Grand Total)	0	0	0	0				0

CAUTION: The information contained on this page is unaudited and not a complete analysis nor is it an expression of opinion on any insurer. This page may contain inadvertent errors.

2022 LONG-TERM CARE INSURANCE EXPERIENCE REPORTING FORM 2
By COMPANY NAME

Row Description	Premiums Earned	Incurred Claims	Cal Year of Peak Issues	PCT Male Lives Insured	Average Attained Age	NBR of Lives In-Force End of Year	NBR of Terminations	NBR of New Lives Insured
Company Name: Sagikor Life Ins Co		Company Code: 60445						
Primarily 2004 and Prior Issue Years								
1. Current (Comprehensive)	2	-1	1992	40	86	5	0	0
2. Total Inception-to-Date (Comprehensive)	188	84	1992	45				11
3. Current (Institutional Only)	0	0	0	0	0	0	0	0
4. Total Inception-to-Date (Institutional Only)	0	0	0	0				0
5. Current (Non-Institutional Only)	0	0	0	0	0	0	0	0
6. Total Inception-to-Date (Non-Institutional Only)	0	0	0	0				0
7. Current (Grand Total)	2	-1	1992	40	86	5	0	0
8. Total Inception-to-Date (Grand Total)	188	84	1992	45				11
Primarily 2005 to 2012 Issue Years								
9. Current (Comprehensive)	0	0	0	0	0	0	0	0
10. Total Inception-to-Date (Comprehensive)	0	0	0	0				0
11. Current (Institutional Only)	0	0	0	0	0	0	0	0
12. Total Inception-to-Date (Institutional Only)	0	0	0	0				0
13. Current (Non-Institutional Only)	0	0	0	0	0	0	0	0
14. Total Inception-to-Date (Non-Institutional Only)	0	0	0	0				0
15. Current (Grand Total)	0	0	0	0	0	0	0	0
16. Total Inception-to-Date (Grand Total)	0	0	0	0				0
Primarily 2013 and Later Issue Years								
17. Current (Comprehensive)	0	0	0	0	0	0	0	0
18. Total Inception-to-Date (Comprehensive)	0	0	0	0				0
19. Current (Institutional Only)	0	0	0	0	0	0	0	0
20. Total Inception-to-Date (Institutional Only)	0	0	0	0				0
21. Current (Non-Institutional Only)	0	0	0	0	0	0	0	0
22. Total Inception-to-Date (Non-Institutional Only)	0	0	0	0				0
23. Current (Grand Total)	0	0	0	0	0	0	0	0
24. Total Inception-to-Date (Grand Total)	0	0	0	0				0

CAUTION: The information contained on this page is unaudited and not a complete analysis nor is it an expression of opinion on any insurer. This page may contain inadvertent errors.

2022 LONG-TERM CARE INSURANCE EXPERIENCE REPORTING FORM 2
By COMPANY NAME

Row Description	Premiums Earned	Incurred Claims	Cal Year of Peak Issues	PCT Male Lives Insured	Average Attained Age	NBR of Lives In-Force End of Year	NBR of Terminations	NBR of New Lives Insured
Company Name: SCOR Global Life Amer Reins Co		Company Code: 64688						
Primarily 2004 and Prior Issue Years								
1. Current (Comprehensive)	0	0	0	0	0	0	0	0
2. Total Inception-to-Date (Comprehensive)	0	0	0	0				0
3. Current (Institutional Only)	0	0	0	0	0	0	0	0
4. Total Inception-to-Date (Institutional Only)	0	0	0	0				0
5. Current (Non-Institutional Only)	0	0	0	0	0	0	0	0
6. Total Inception-to-Date (Non-Institutional Only)	0	0	0	0				0
7. Current (Grand Total)	0	0	0	0	0	0	0	0
8. Total Inception-to-Date (Grand Total)	0	0	0	0				0
Primarily 2005 to 2012 Issue Years								
9. Current (Comprehensive)	0	0	0	0	0	0	0	0
10. Total Inception-to-Date (Comprehensive)	0	0	0	0				0
11. Current (Institutional Only)	0	0	0	0	0	0	0	0
12. Total Inception-to-Date (Institutional Only)	0	0	0	0				0
13. Current (Non-Institutional Only)	0	0	0	0	0	0	0	0
14. Total Inception-to-Date (Non-Institutional Only)	0	0	0	0				0
15. Current (Grand Total)	0	0	0	0	0	0	0	0
16. Total Inception-to-Date (Grand Total)	0	0	0	0				0
Primarily 2013 and Later Issue Years								
17. Current (Comprehensive)	0	0	0	0	0	0	0	0
18. Total Inception-to-Date (Comprehensive)	0	0	0	0				0
19. Current (Institutional Only)	0	0	0	0	0	0	0	0
20. Total Inception-to-Date (Institutional Only)	0	0	0	0				0
21. Current (Non-Institutional Only)	0	0	0	0	0	0	0	0
22. Total Inception-to-Date (Non-Institutional Only)	0	0	0	0				0
23. Current (Grand Total)	0	0	0	0	0	0	0	0
24. Total Inception-to-Date (Grand Total)	0	0	0	0				0

CAUTION: The information contained on this page is unaudited and not a complete analysis nor is it an expression of opinion on any insurer. This page may contain inadvertent errors.

2022 LONG-TERM CARE INSURANCE EXPERIENCE REPORTING FORM 2
By COMPANY NAME

Row Description	Premiums Earned	Incurred Claims	Cal Year of Peak Issues	PCT Male Lives Insured	Average Attained Age	NBR of Lives In-Force End of Year	NBR of Terminations	NBR of New Lives Insured
Company Name: SCOR Global Life USA Reins Co		Company Code: 97071						
Primarily 2004 and Prior Issue Years								
1. Current (Comprehensive)	0	0	0	0	0	0	0	0
2. Total Inception-to-Date (Comprehensive)	0	0	0	0				0
3. Current (Institutional Only)	0	0	0	0	0	0	0	0
4. Total Inception-to-Date (Institutional Only)	0	0	0	0				0
5. Current (Non-Institutional Only)	0	0	0	0	0	0	0	0
6. Total Inception-to-Date (Non-Institutional Only)	0	0	0	0				0
7. Current (Grand Total)	0	0	0	0	0	0	0	0
8. Total Inception-to-Date (Grand Total)	0	0	0	0				0
Primarily 2005 to 2012 Issue Years								
9. Current (Comprehensive)	0	0	0	0	0	0	0	0
10. Total Inception-to-Date (Comprehensive)	0	0	0	0				0
11. Current (Institutional Only)	0	0	0	0	0	0	0	0
12. Total Inception-to-Date (Institutional Only)	0	0	0	0				0
13. Current (Non-Institutional Only)	0	0	0	0	0	0	0	0
14. Total Inception-to-Date (Non-Institutional Only)	0	0	0	0				0
15. Current (Grand Total)	0	0	0	0	0	0	0	0
16. Total Inception-to-Date (Grand Total)	0	0	0	0				0
Primarily 2013 and Later Issue Years								
17. Current (Comprehensive)	0	0	0	0	0	0	0	0
18. Total Inception-to-Date (Comprehensive)	0	0	0	0				0
19. Current (Institutional Only)	0	0	0	0	0	0	0	0
20. Total Inception-to-Date (Institutional Only)	0	0	0	0				0
21. Current (Non-Institutional Only)	0	0	0	0	0	0	0	0
22. Total Inception-to-Date (Non-Institutional Only)	0	0	0	0				0
23. Current (Grand Total)	0	0	0	0	0	0	0	0
24. Total Inception-to-Date (Grand Total)	0	0	0	0				0

CAUTION: The information contained on this page is unaudited and not a complete analysis nor is it an expression of opinion on any insurer. This page may contain inadvertent errors.

2022 LONG-TERM CARE INSURANCE EXPERIENCE REPORTING FORM 2
By COMPANY NAME

Row Description	Premiums Earned	Incurred Claims	Cal Year of Peak Issues	PCT Male Lives Insured	Average Attained Age	NBR of Lives In-Force End of Year	NBR of Terminations	NBR of New Lives Insured
Company Name: Sentry Ins Co		Company Code: 24988						
Primarily 2004 and Prior Issue Years								
1. Current (Comprehensive)	0	0	0	0	0	0	0	0
2. Total Inception-to-Date (Comprehensive)	0	0	0	0				0
3. Current (Institutional Only)	0	0	0	0	0	0	0	0
4. Total Inception-to-Date (Institutional Only)	0	0	0	0				0
5. Current (Non-Institutional Only)	0	0	0	0	0	0	0	0
6. Total Inception-to-Date (Non-Institutional Only)	0	0	0	0				0
7. Current (Grand Total)	0	0	0	0	0	0	0	0
8. Total Inception-to-Date (Grand Total)	0	0	0	0				0
Primarily 2005 to 2012 Issue Years								
9. Current (Comprehensive)	0	0	0	0	0	0	0	0
10. Total Inception-to-Date (Comprehensive)	0	0	0	0				0
11. Current (Institutional Only)	0	0	0	0	0	0	0	0
12. Total Inception-to-Date (Institutional Only)	0	0	0	0				0
13. Current (Non-Institutional Only)	0	0	0	0	0	0	0	0
14. Total Inception-to-Date (Non-Institutional Only)	0	0	0	0				0
15. Current (Grand Total)	0	0	0	0	0	0	0	0
16. Total Inception-to-Date (Grand Total)	0	0	0	0				0
Primarily 2013 and Later Issue Years								
17. Current (Comprehensive)	0	0	0	0	0	0	0	0
18. Total Inception-to-Date (Comprehensive)	0	0	0	0				0
19. Current (Institutional Only)	0	0	0	0	0	0	0	0
20. Total Inception-to-Date (Institutional Only)	0	0	0	0				0
21. Current (Non-Institutional Only)	0	0	0	0	0	0	0	0
22. Total Inception-to-Date (Non-Institutional Only)	0	0	0	0				0
23. Current (Grand Total)	0	0	0	0	0	0	0	0
24. Total Inception-to-Date (Grand Total)	0	0	0	0				0

CAUTION: The information contained on this page is unaudited and not a complete analysis nor is it an expression of opinion on any insurer. This page may contain inadvertent errors.

2022 LONG-TERM CARE INSURANCE EXPERIENCE REPORTING FORM 2
By COMPANY NAME

Row Description	Premiums Earned	Incurred Claims	Cal Year of Peak Issues	PCT Male Lives Insured	Average Attained Age	NBR of Lives In-Force End of Year	NBR of Terminations	NBR of New Lives Insured
Company Name: Sentry Life Ins Co		Company Code: 68810						
Primarily 2004 and Prior Issue Years								
1. Current (Comprehensive)	0	0	0	0	0	0	0	0
2. Total Inception-to-Date (Comprehensive)	0	0	0	0				0
3. Current (Institutional Only)	0	0	0	0	0	0	0	0
4. Total Inception-to-Date (Institutional Only)	0	0	0	0				0
5. Current (Non-Institutional Only)	0	0	0	0	0	0	0	0
6. Total Inception-to-Date (Non-Institutional Only)	0	0	0	0				0
7. Current (Grand Total)	0	0	0	0	0	0	0	0
8. Total Inception-to-Date (Grand Total)	0	0	0	0				0
Primarily 2005 to 2012 Issue Years								
9. Current (Comprehensive)	0	0	0	0	0	0	0	0
10. Total Inception-to-Date (Comprehensive)	0	0	0	0				0
11. Current (Institutional Only)	0	0	0	0	0	0	0	0
12. Total Inception-to-Date (Institutional Only)	0	0	0	0				0
13. Current (Non-Institutional Only)	0	0	0	0	0	0	0	0
14. Total Inception-to-Date (Non-Institutional Only)	0	0	0	0				0
15. Current (Grand Total)	0	0	0	0	0	0	0	0
16. Total Inception-to-Date (Grand Total)	0	0	0	0				0
Primarily 2013 and Later Issue Years								
17. Current (Comprehensive)	0	0	0	0	0	0	0	0
18. Total Inception-to-Date (Comprehensive)	0	0	0	0				0
19. Current (Institutional Only)	0	0	0	0	0	0	0	0
20. Total Inception-to-Date (Institutional Only)	0	0	0	0				0
21. Current (Non-Institutional Only)	0	0	0	0	0	0	0	0
22. Total Inception-to-Date (Non-Institutional Only)	0	0	0	0				0
23. Current (Grand Total)	0	0	0	0	0	0	0	0
24. Total Inception-to-Date (Grand Total)	0	0	0	0				0

CAUTION: The information contained on this page is unaudited and not a complete analysis nor is it an expression of opinion on any insurer. This page may contain inadvertent errors.

2022 LONG-TERM CARE INSURANCE EXPERIENCE REPORTING FORM 2
By COMPANY NAME

Row Description	Premiums Earned	Incurred Claims	Cal Year of Peak Issues	PCT Male Lives Insured	Average Attained Age	NBR of Lives In-Force End of Year	NBR of Terminations	NBR of New Lives Insured
Company Name: SILAC Ins Co		Company Code: 62952						
Primarily 2004 and Prior Issue Years								
1. Current (Comprehensive)	28,094	51,985	2003	0	83	9,671	877	0
2. Total Inception-to-Date (Comprehensive)	1,735,695	1,715,988	2003	0				0
3. Current (Institutional Only)	0	0	0	0	0	0	0	0
4. Total Inception-to-Date (Institutional Only)	0	0	0	0				0
5. Current (Non-Institutional Only)	227	63	1995	0	86	318	7	0
6. Total Inception-to-Date (Non-Institutional Only)	14,747	2,721	0	0				0
7. Current (Grand Total)	28,321	52,048	0	0	0	9,989	884	0
8. Total Inception-to-Date (Grand Total)	1,750,442	1,718,709	0	0				0
Primarily 2005 to 2012 Issue Years								
9. Current (Comprehensive)	7,942	4,639	2009	0	79	3,135	248	0
10. Total Inception-to-Date (Comprehensive)	474,725	202,966	2009	0				0
11. Current (Institutional Only)	0	0	0	0	0	0	0	0
12. Total Inception-to-Date (Institutional Only)	0	0	0	0				0
13. Current (Non-Institutional Only)	0	0	0	0	0	0	0	0
14. Total Inception-to-Date (Non-Institutional Only)	0	0	0	0				0
15. Current (Grand Total)	7,942	4,639	0	0	0	3,135	248	0
16. Total Inception-to-Date (Grand Total)	474,725	202,966	0	0				0
Primarily 2013 and Later Issue Years								
17. Current (Comprehensive)	0	0	0	0	0	0	0	0
18. Total Inception-to-Date (Comprehensive)	0	0	0	0				0
19. Current (Institutional Only)	0	0	0	0	0	0	0	0
20. Total Inception-to-Date (Institutional Only)	0	0	0	0				0
21. Current (Non-Institutional Only)	0	0	0	0	0	0	0	0
22. Total Inception-to-Date (Non-Institutional Only)	0	0	0	0				0
23. Current (Grand Total)	0	0	0	0	0	0	0	0
24. Total Inception-to-Date (Grand Total)	0	0	0	0				0

CAUTION: The information contained on this page is unaudited and not a complete analysis nor is it an expression of opinion on any insurer. This page may contain inadvertent errors.

2022 LONG-TERM CARE INSURANCE EXPERIENCE REPORTING FORM 2
By COMPANY NAME

Row Description	Premiums Earned	Incurred Claims	Cal Year of Peak Issues	PCT Male Lives Insured	Average Attained Age	NBR of Lives In-Force End of Year	NBR of Terminations	NBR of New Lives Insured
Company Name: Southern Farm Bureau Life Ins Co		Company Code: 68896						
Primarily 2004 and Prior Issue Years								
1. Current (Comprehensive)	6,615	12,889	2000	40	77	4,197	213	0
2. Total Inception-to-Date (Comprehensive)	185,355	120,574	1999	42				8,799
3. Current (Institutional Only)	1,297	3,817	2000	40	80	1,587	92	0
4. Total Inception-to-Date (Institutional Only)	58,169	59,635	1999	42				3,952
5. Current (Non-Institutional Only)	0	0	0	0	0	0	0	0
6. Total Inception-to-Date (Non-Institutional Only)	0	0	0	0				0
7. Current (Grand Total)	7,912	16,706	0	40	78	5,784	305	0
8. Total Inception-to-Date (Grand Total)	243,524	180,209	0	42				12,751
Primarily 2005 to 2012 Issue Years								
9. Current (Comprehensive)	13,315	16,037	2004	40	76	6,616	273	0
10. Total Inception-to-Date (Comprehensive)	259,662	127,964	2004	43				12,569
11. Current (Institutional Only)	0	0	0	0	0	0	0	0
12. Total Inception-to-Date (Institutional Only)	0	0	0	0				0
13. Current (Non-Institutional Only)	0	0	0	0	0	0	0	0
14. Total Inception-to-Date (Non-Institutional Only)	0	0	0	0				0
15. Current (Grand Total)	13,315	16,037	2004	40	76	6,616	273	0
16. Total Inception-to-Date (Grand Total)	259,662	127,964	2004	43				12,569
Primarily 2013 and Later Issue Years								
17. Current (Comprehensive)	0	0	0	0	0	0	0	0
18. Total Inception-to-Date (Comprehensive)	0	0	0	0				0
19. Current (Institutional Only)	0	0	0	0	0	0	0	0
20. Total Inception-to-Date (Institutional Only)	0	0	0	0				0
21. Current (Non-Institutional Only)	0	0	0	0	0	0	0	0
22. Total Inception-to-Date (Non-Institutional Only)	0	0	0	0				0
23. Current (Grand Total)	0	0	0	0	0	0	0	0
24. Total Inception-to-Date (Grand Total)	0	0	0	0				0

CAUTION: The information contained on this page is unaudited and not a complete analysis nor is it an expression of opinion on any insurer. This page may contain inadvertent errors.

2022 LONG-TERM CARE INSURANCE EXPERIENCE REPORTING FORM 2
By COMPANY NAME

Row Description	Premiums Earned	Incurred Claims	Cal Year of Peak Issues	PCT Male Lives Insured	Average Attained Age	NBR of Lives In-Force End of Year	NBR of Terminations	NBR of New Lives Insured
Company Name: Southern Guar Ins Co		Company Code: 19178						
Primarily 2004 and Prior Issue Years								
1. Current (Comprehensive)	0	0	0	0	0	0	0	0
2. Total Inception-to-Date (Comprehensive)	0	0	0	0				0
3. Current (Institutional Only)	0	0	0	0	0	0	0	0
4. Total Inception-to-Date (Institutional Only)	0	0	0	0				0
5. Current (Non-Institutional Only)	0	0	0	0	0	0	0	0
6. Total Inception-to-Date (Non-Institutional Only)	0	0	0	0				0
7. Current (Grand Total)	0	0	0	0	0	0	0	0
8. Total Inception-to-Date (Grand Total)	0	0	0	0				0
Primarily 2005 to 2012 Issue Years								
9. Current (Comprehensive)	0	0	0	0	0	0	0	0
10. Total Inception-to-Date (Comprehensive)	0	0	0	0				0
11. Current (Institutional Only)	0	0	0	0	0	0	0	0
12. Total Inception-to-Date (Institutional Only)	0	0	0	0				0
13. Current (Non-Institutional Only)	0	0	0	0	0	0	0	0
14. Total Inception-to-Date (Non-Institutional Only)	0	0	0	0				0
15. Current (Grand Total)	0	0	0	0	0	0	0	0
16. Total Inception-to-Date (Grand Total)	0	0	0	0				0
Primarily 2013 and Later Issue Years								
17. Current (Comprehensive)	0	0	0	0	0	0	0	0
18. Total Inception-to-Date (Comprehensive)	0	0	0	0				0
19. Current (Institutional Only)	0	0	0	0	0	0	0	0
20. Total Inception-to-Date (Institutional Only)	0	0	0	0				0
21. Current (Non-Institutional Only)	0	0	0	0	0	0	0	0
22. Total Inception-to-Date (Non-Institutional Only)	0	0	0	0				0
23. Current (Grand Total)	0	0	0	0	0	0	0	0
24. Total Inception-to-Date (Grand Total)	0	0	0	0				0

CAUTION: The information contained on this page is unaudited and not a complete analysis nor is it an expression of opinion on any insurer. This page may contain inadvertent errors.

2022 LONG-TERM CARE INSURANCE EXPERIENCE REPORTING FORM 2
By COMPANY NAME

Row Description	Premiums Earned	Incurred Claims	Cal Year of Peak Issues	PCT Male Lives Insured	Average Attained Age	NBR of Lives In-Force End of Year	NBR of Terminations	NBR of New Lives Insured
Company Name: Standard Life & Accident Ins Co		Company Code: 86355						
Primarily 2004 and Prior Issue Years								
1. Current (Comprehensive)	459	1,366	2001	0	83	318	26	0
2. Total Inception-to-Date (Comprehensive)	54,313	47,699	2001	0				3,625
3. Current (Institutional Only)	278	752	1997	0	88	228	28	0
4. Total Inception-to-Date (Institutional Only)	50,605	52,092	1997	0				3,495
5. Current (Non-Institutional Only)	0	0	0	0	0	0	0	0
6. Total Inception-to-Date (Non-Institutional Only)	0	0	0	0				0
7. Current (Grand Total)	737	2,118	2001	0	82	546	54	0
8. Total Inception-to-Date (Grand Total)	104,918	99,791	1997	0				7,120
Primarily 2005 to 2012 Issue Years								
9. Current (Comprehensive)	0	0	0	0	0	0	0	0
10. Total Inception-to-Date (Comprehensive)	0	0	0	0				0
11. Current (Institutional Only)	0	0	0	0	0	0	0	0
12. Total Inception-to-Date (Institutional Only)	0	0	0	0				0
13. Current (Non-Institutional Only)	0	0	0	0	0	0	0	0
14. Total Inception-to-Date (Non-Institutional Only)	0	0	0	0				0
15. Current (Grand Total)	0	0	0	0	0	0	0	0
16. Total Inception-to-Date (Grand Total)	0	0	0	0				0
Primarily 2013 and Later Issue Years								
17. Current (Comprehensive)	0	0	0	0	0	0	0	0
18. Total Inception-to-Date (Comprehensive)	0	0	0	0				0
19. Current (Institutional Only)	0	0	0	0	0	0	0	0
20. Total Inception-to-Date (Institutional Only)	0	0	0	0				0
21. Current (Non-Institutional Only)	0	0	0	0	0	0	0	0
22. Total Inception-to-Date (Non-Institutional Only)	0	0	0	0				0
23. Current (Grand Total)	0	0	0	0	0	0	0	0
24. Total Inception-to-Date (Grand Total)	0	0	0	0				0

CAUTION: The information contained on this page is unaudited and not a complete analysis nor is it an expression of opinion on any insurer. This page may contain inadvertent errors.

2022 LONG-TERM CARE INSURANCE EXPERIENCE REPORTING FORM 2
By COMPANY NAME

Row Description	Premiums Earned	Incurred Claims	Cal Year of Peak Issues	PCT Male Lives Insured	Average Attained Age	NBR of Lives In-Force End of Year	NBR of Terminations	NBR of New Lives Insured
Company Name: State Farm Life Ins Co		Company Code: 69108						
Primarily 2004 and Prior Issue Years								
1. Current (Comprehensive)	0	0	0	0	0	0	0	0
2. Total Inception-to-Date (Comprehensive)	0	0	0	0				0
3. Current (Institutional Only)	0	0	0	0	0	0	0	0
4. Total Inception-to-Date (Institutional Only)	0	0	0	0				0
5. Current (Non-Institutional Only)	0	0	0	0	0	0	0	0
6. Total Inception-to-Date (Non-Institutional Only)	0	0	0	0				0
7. Current (Grand Total)	0	0	0	0	0	0	0	0
8. Total Inception-to-Date (Grand Total)	0	0	0	0				0
Primarily 2005 to 2012 Issue Years								
9. Current (Comprehensive)	0	0	0	0	0	0	0	0
10. Total Inception-to-Date (Comprehensive)	0	0	0	0				0
11. Current (Institutional Only)	0	0	0	0	0	0	0	0
12. Total Inception-to-Date (Institutional Only)	0	0	0	0				0
13. Current (Non-Institutional Only)	0	0	0	0	0	0	0	0
14. Total Inception-to-Date (Non-Institutional Only)	0	0	0	0				0
15. Current (Grand Total)	0	0	0	0	0	0	0	0
16. Total Inception-to-Date (Grand Total)	0	0	0	0				0
Primarily 2013 and Later Issue Years								
17. Current (Comprehensive)	0	0	0	0	0	0	0	0
18. Total Inception-to-Date (Comprehensive)	0	0	0	0				0
19. Current (Institutional Only)	0	0	0	0	0	0	0	0
20. Total Inception-to-Date (Institutional Only)	0	0	0	0				0
21. Current (Non-Institutional Only)	0	0	0	0	0	0	0	0
22. Total Inception-to-Date (Non-Institutional Only)	0	0	0	0				0
23. Current (Grand Total)	0	0	0	0	0	0	0	0
24. Total Inception-to-Date (Grand Total)	0	0	0	0				0

CAUTION: The information contained on this page is unaudited and not a complete analysis nor is it an expression of opinion on any insurer. This page may contain inadvertent errors.

2022 LONG-TERM CARE INSURANCE EXPERIENCE REPORTING FORM 2
By COMPANY NAME

Row Description	Premiums Earned	Incurred Claims	Cal Year of Peak Issues	PCT Male Lives Insured	Average Attained Age	NBR of Lives In-Force End of Year	NBR of Terminations	NBR of New Lives Insured
Company Name: State Farm Mut Auto Ins Co		Company Code: 25178						
Primarily 2004 and Prior Issue Years								
1. Current (Comprehensive)	126,842	191,042	2002	41	74	63,997	2,232	0
2. Total Inception-to-Date (Comprehensive)	2,603,850	1,740,124	2002	43				124,169
3. Current (Institutional Only)	0	0	0	0	0	0	0	0
4. Total Inception-to-Date (Institutional Only)	0	0	0	0				0
5. Current (Non-Institutional Only)	0	0	0	0	0	0	0	0
6. Total Inception-to-Date (Non-Institutional Only)	0	0	0	0				0
7. Current (Grand Total)	126,842	191,042	2002	41	74	63,997	2,232	0
8. Total Inception-to-Date (Grand Total)	2,603,850	1,740,124	2002	43				124,169
Primarily 2005 to 2012 Issue Years								
9. Current (Comprehensive)	82,014	38,451	2008	42	69	37,078	568	0
10. Total Inception-to-Date (Comprehensive)	1,171,970	228,665	2008	43				54,698
11. Current (Institutional Only)	0	0	0	0	0	0	0	0
12. Total Inception-to-Date (Institutional Only)	0	0	0	0				0
13. Current (Non-Institutional Only)	0	0	0	0	0	0	0	0
14. Total Inception-to-Date (Non-Institutional Only)	0	0	0	0				0
15. Current (Grand Total)	82,014	38,451	2008	42	69	37,078	568	0
16. Total Inception-to-Date (Grand Total)	1,171,970	228,665	2008	43				54,698
Primarily 2013 and Later Issue Years								
17. Current (Comprehensive)	20,820	8,323	2013	43	64	8,861	126	0
18. Total Inception-to-Date (Comprehensive)	177,613	18,714	2013	44				11,555
19. Current (Institutional Only)	0	0	0	0	0	0	0	0
20. Total Inception-to-Date (Institutional Only)	0	0	0	0				0
21. Current (Non-Institutional Only)	0	0	0	0	0	0	0	0
22. Total Inception-to-Date (Non-Institutional Only)	0	0	0	0				0
23. Current (Grand Total)	20,820	8,323	2013	43	64	8,861	126	0
24. Total Inception-to-Date (Grand Total)	177,613	18,714	2013	44				11,555

CAUTION: The information contained on this page is unaudited and not a complete analysis nor is it an expression of opinion on any insurer. This page may contain inadvertent errors.

2022 LONG-TERM CARE INSURANCE EXPERIENCE REPORTING FORM 2
By COMPANY NAME

Row Description	Premiums Earned	Incurred Claims	Cal Year of Peak Issues	PCT Male Lives Insured	Average Attained Age	NBR of Lives In-Force End of Year	NBR of Terminations	NBR of New Lives Insured
Company Name: State Life Ins Co		Company Code: 69116						
Primarily 2004 and Prior Issue Years								
1. Current (Comprehensive)	19,924	47,898	2003	43	75	15,005	216	0
2. Total Inception-to-Date (Comprehensive)	586,697	291,277	2003	44				20,866
3. Current (Institutional Only)	0	0	0	0	0	0	0	0
4. Total Inception-to-Date (Institutional Only)	0	0	0	0				0
5. Current (Non-Institutional Only)	0	0	0	0	0	0	0	0
6. Total Inception-to-Date (Non-Institutional Only)	0	0	0	0				0
7. Current (Grand Total)	19,924	47,898	2003	43	75	15,005	216	0
8. Total Inception-to-Date (Grand Total)	586,697	291,277	2003	44				20,866
Primarily 2005 to 2012 Issue Years								
9. Current (Comprehensive)	0	0	0	0	0	0	0	0
10. Total Inception-to-Date (Comprehensive)	0	0	0	0				0
11. Current (Institutional Only)	0	0	0	0	0	0	0	0
12. Total Inception-to-Date (Institutional Only)	0	0	0	0				0
13. Current (Non-Institutional Only)	0	0	0	0	0	0	0	0
14. Total Inception-to-Date (Non-Institutional Only)	0	0	0	0				0
15. Current (Grand Total)	0	0	0	0	0	0	0	0
16. Total Inception-to-Date (Grand Total)	0	0	0	0				0
Primarily 2013 and Later Issue Years								
17. Current (Comprehensive)	0	0	0	0	0	0	0	0
18. Total Inception-to-Date (Comprehensive)	0	0	0	0				0
19. Current (Institutional Only)	0	0	0	0	0	0	0	0
20. Total Inception-to-Date (Institutional Only)	0	0	0	0				0
21. Current (Non-Institutional Only)	0	0	0	0	0	0	0	0
22. Total Inception-to-Date (Non-Institutional Only)	0	0	0	0				0
23. Current (Grand Total)	0	0	0	0	0	0	0	0
24. Total Inception-to-Date (Grand Total)	0	0	0	0				0

CAUTION: The information contained on this page is unaudited and not a complete analysis nor is it an expression of opinion on any insurer. This page may contain inadvertent errors.

2022 LONG-TERM CARE INSURANCE EXPERIENCE REPORTING FORM 2
By COMPANY NAME

Row Description	Premiums Earned	Incurred Claims	Cal Year of Peak Issues	PCT Male Lives Insured	Average Attained Age	NBR of Lives In-Force End of Year	NBR of Terminations	NBR of New Lives Insured
Company Name: State Mut Ins Co		Company Code: 69132						
Primarily 2004 and Prior Issue Years								
1. Current (Comprehensive)	32	397	1994	15	88	41	5	0
2. Total Inception-to-Date (Comprehensive)	11,610	13,285	1994	31				1,046
3. Current (Institutional Only)	0	0	0	0	0	0	0	0
4. Total Inception-to-Date (Institutional Only)	0	0	0	0				0
5. Current (Non-Institutional Only)	0	0	0	0	0	0	0	0
6. Total Inception-to-Date (Non-Institutional Only)	0	0	0	0				0
7. Current (Grand Total)	32	397	1994	15	88	41	5	0
8. Total Inception-to-Date (Grand Total)	11,610	13,285	1194	31				1,046
Primarily 2005 to 2012 Issue Years								
9. Current (Comprehensive)	0	0	0	0	0	0	0	0
10. Total Inception-to-Date (Comprehensive)	0	0	0	0				0
11. Current (Institutional Only)	0	0	0	0	0	0	0	0
12. Total Inception-to-Date (Institutional Only)	0	0	0	0				0
13. Current (Non-Institutional Only)	0	0	0	0	0	0	0	0
14. Total Inception-to-Date (Non-Institutional Only)	0	0	0	0				0
15. Current (Grand Total)	0	0	0	0	0	0	0	0
16. Total Inception-to-Date (Grand Total)	0	0	0	0				0
Primarily 2013 and Later Issue Years								
17. Current (Comprehensive)	0	0	0	0	0	0	0	0
18. Total Inception-to-Date (Comprehensive)	0	0	0	0				0
19. Current (Institutional Only)	0	0	0	0	0	0	0	0
20. Total Inception-to-Date (Institutional Only)	0	0	0	0				0
21. Current (Non-Institutional Only)	0	0	0	0	0	0	0	0
22. Total Inception-to-Date (Non-Institutional Only)	0	0	0	0				0
23. Current (Grand Total)	0	0	0	0	0	0	0	0
24. Total Inception-to-Date (Grand Total)	0	0	0	0				0

CAUTION: The information contained on this page is unaudited and not a complete analysis nor is it an expression of opinion on any insurer. This page may contain inadvertent errors.

2022 LONG-TERM CARE INSURANCE EXPERIENCE REPORTING FORM 2
By COMPANY NAME

Row Description	Premiums Earned	Incurred Claims	Cal Year of Peak Issues	PCT Male Lives Insured	Average Attained Age	NBR of Lives In-Force End of Year	NBR of Terminations	NBR of New Lives Insured
Company Name: Sterling Cas Ins Co		Company Code: 12878						
Primarily 2004 and Prior Issue Years								
1. Current (Comprehensive)	0	0	0	0	0	0	0	0
2. Total Inception-to-Date (Comprehensive)	0	0	0	0				0
3. Current (Institutional Only)	0	0	0	0	0	0	0	0
4. Total Inception-to-Date (Institutional Only)	0	0	0	0				0
5. Current (Non-Institutional Only)	0	0	0	0	0	0	0	0
6. Total Inception-to-Date (Non-Institutional Only)	0	0	0	0				0
7. Current (Grand Total)	0	0	0	0	0	0	0	0
8. Total Inception-to-Date (Grand Total)	0	0	0	0				0
Primarily 2005 to 2012 Issue Years								
9. Current (Comprehensive)	0	0	0	0	0	0	0	0
10. Total Inception-to-Date (Comprehensive)	0	0	0	0				0
11. Current (Institutional Only)	0	0	0	0	0	0	0	0
12. Total Inception-to-Date (Institutional Only)	0	0	0	0				0
13. Current (Non-Institutional Only)	0	0	0	0	0	0	0	0
14. Total Inception-to-Date (Non-Institutional Only)	0	0	0	0				0
15. Current (Grand Total)	0	0	0	0	0	0	0	0
16. Total Inception-to-Date (Grand Total)	0	0	0	0				0
Primarily 2013 and Later Issue Years								
17. Current (Comprehensive)	0	0	0	0	0	0	0	0
18. Total Inception-to-Date (Comprehensive)	0	0	0	0				0
19. Current (Institutional Only)	0	0	0	0	0	0	0	0
20. Total Inception-to-Date (Institutional Only)	0	0	0	0				0
21. Current (Non-Institutional Only)	0	0	0	0	0	0	0	0
22. Total Inception-to-Date (Non-Institutional Only)	0	0	0	0				0
23. Current (Grand Total)	0	0	0	0	0	0	0	0
24. Total Inception-to-Date (Grand Total)	0	0	0	0				0

CAUTION: The information contained on this page is unaudited and not a complete analysis nor is it an expression of opinion on any insurer. This page may contain inadvertent errors.

2022 LONG-TERM CARE INSURANCE EXPERIENCE REPORTING FORM 2
By COMPANY NAME

Row Description	Premiums Earned	Incurred Claims	Cal Year of Peak Issues	PCT Male Lives Insured	Average Attained Age	NBR of Lives In-Force End of Year	NBR of Terminations	NBR of New Lives Insured
Company Name: Sterling Life Ins Co		Company Code: 77399						
Primarily 2004 and Prior Issue Years								
1. Current (Comprehensive)	0	0	0	0	0	0	0	0
2. Total Inception-to-Date (Comprehensive)	0	0	0	0				0
3. Current (Institutional Only)	0	0	0	0	0	0	0	0
4. Total Inception-to-Date (Institutional Only)	0	0	0	0				0
5. Current (Non-Institutional Only)	0	0	0	0	0	0	0	0
6. Total Inception-to-Date (Non-Institutional Only)	0	0	0	0				0
7. Current (Grand Total)	0	0	0	0	0	0	0	0
8. Total Inception-to-Date (Grand Total)	0	0	0	0				0
Primarily 2005 to 2012 Issue Years								
9. Current (Comprehensive)	0	0	0	0	0	0	0	0
10. Total Inception-to-Date (Comprehensive)	0	0	0	0				0
11. Current (Institutional Only)	83,171	61,274	2008	0	73	49	4	0
12. Total Inception-to-Date (Institutional Only)	84,516	89,961	2008	0				0
13. Current (Non-Institutional Only)	0	0	0	0	0	0	0	0
14. Total Inception-to-Date (Non-Institutional Only)	0	0	0	0				0
15. Current (Grand Total)	83,171	61,274	0	0	0	49	4	0
16. Total Inception-to-Date (Grand Total)	84,516	89,961	0	0				0
Primarily 2013 and Later Issue Years								
17. Current (Comprehensive)	0	0	0	0	0	0	0	0
18. Total Inception-to-Date (Comprehensive)	0	0	0	0				0
19. Current (Institutional Only)	4,694	1,521	2011	0	70	4	0	0
20. Total Inception-to-Date (Institutional Only)	4,694	2,233	2001	0				0
21. Current (Non-Institutional Only)	0	0	0	0	0	0	0	0
22. Total Inception-to-Date (Non-Institutional Only)	0	0	0	0				0
23. Current (Grand Total)	4,694	1,521	0	0	0	4	0	0
24. Total Inception-to-Date (Grand Total)	4,694	2,233	0	0				0

CAUTION: The information contained on this page is unaudited and not a complete analysis nor is it an expression of opinion on any insurer. This page may contain inadvertent errors.

2022 LONG-TERM CARE INSURANCE EXPERIENCE REPORTING FORM 2
By COMPANY NAME

Row Description	Premiums Earned	Incurred Claims	Cal Year of Peak Issues	PCT Male Lives Insured	Average Attained Age	NBR of Lives In-Force End of Year	NBR of Terminations	NBR of New Lives Insured
Company Name: Talcott Resolution Life Ins Co		Company Code: 88072						
Primarily 2004 and Prior Issue Years								
1. Current (Comprehensive)	229	1,588	2000	41	81	246	9	0
2. Total Inception-to-Date (Comprehensive)	8,588	22,347	2000	40				434
3. Current (Institutional Only)	0	0	0	0	0	0	0	0
4. Total Inception-to-Date (Institutional Only)	0	3,081	0	0				0
5. Current (Non-Institutional Only)	0	0	0	0	0	0	0	0
6. Total Inception-to-Date (Non-Institutional Only)	0	0	0	0				0
7. Current (Grand Total)	229	1,588	2000	41	81	246	9	0
8. Total Inception-to-Date (Grand Total)	8,588	25,428	2000	40				434
Primarily 2005 to 2012 Issue Years								
9. Current (Comprehensive)	0	68	2003	33	78	18	0	0
10. Total Inception-to-Date (Comprehensive)	381	292	2003	32				22
11. Current (Institutional Only)	0	0	0	0	0	0	0	0
12. Total Inception-to-Date (Institutional Only)	0	0	0	0				0
13. Current (Non-Institutional Only)	0	0	0	0	0	0	0	0
14. Total Inception-to-Date (Non-Institutional Only)	0	0	0	0				0
15. Current (Grand Total)	0	68	2003	33	78	18	0	0
16. Total Inception-to-Date (Grand Total)	381	292	2003	32				22
Primarily 2013 and Later Issue Years								
17. Current (Comprehensive)	0	0	0	0	0	0	0	0
18. Total Inception-to-Date (Comprehensive)	0	0	0	0				0
19. Current (Institutional Only)	0	0	0	0	0	0	0	0
20. Total Inception-to-Date (Institutional Only)	0	0	0	0				0
21. Current (Non-Institutional Only)	0	0	0	0	0	0	0	0
22. Total Inception-to-Date (Non-Institutional Only)	0	0	0	0				0
23. Current (Grand Total)	0	0	0	0	0	0	0	0
24. Total Inception-to-Date (Grand Total)	0	0	0	0				0

CAUTION: The information contained on this page is unaudited and not a complete analysis nor is it an expression of opinion on any insurer. This page may contain inadvertent errors.

2022 LONG-TERM CARE INSURANCE EXPERIENCE REPORTING FORM 2
By COMPANY NAME

Row Description	Premiums Earned	Incurred Claims	Cal Year of Peak Issues	PCT Male Lives Insured	Average Attained Age	NBR of Lives In-Force End of Year	NBR of Terminations	NBR of New Lives Insured
Company Name: Teachers Ins & Ann Assoc Of Amer		Company Code: 69345						
Primarily 2004 and Prior Issue Years								
1. Current (Comprehensive)	10,848	32,119	2000	41	84	4,653	360	0
2. Total Inception-to-Date (Comprehensive)	502,480	336,692	2000	48				15,512
3. Current (Institutional Only)	0	0	0	0	0	0	0	0
4. Total Inception-to-Date (Institutional Only)	0	0	0	0				0
5. Current (Non-Institutional Only)	0	0	0	0	0	0	0	0
6. Total Inception-to-Date (Non-Institutional Only)	0	0	0	0				0
7. Current (Grand Total)	10,848	32,119	2000	41	84	4,653	360	0
8. Total Inception-to-Date (Grand Total)	502,480	336,692	2000	48				15,512
Primarily 2005 to 2012 Issue Years								
9. Current (Comprehensive)	53	312	2003	35	81	20	0	0
10. Total Inception-to-Date (Comprehensive)	1,303	659	2003	39				33
11. Current (Institutional Only)	0	0	0	0	0	0	0	0
12. Total Inception-to-Date (Institutional Only)	0	0	0	0				0
13. Current (Non-Institutional Only)	0	0	0	0	0	0	0	0
14. Total Inception-to-Date (Non-Institutional Only)	0	0	0	0				0
15. Current (Grand Total)	53	312	2003	35	81	20	0	0
16. Total Inception-to-Date (Grand Total)	1,303	659	2003	39				33
Primarily 2013 and Later Issue Years								
17. Current (Comprehensive)	0	0	0	0	0	0	0	0
18. Total Inception-to-Date (Comprehensive)	0	0	0	0				0
19. Current (Institutional Only)	0	0	0	0	0	0	0	0
20. Total Inception-to-Date (Institutional Only)	0	0	0	0				0
21. Current (Non-Institutional Only)	0	0	0	0	0	0	0	0
22. Total Inception-to-Date (Non-Institutional Only)	0	0	0	0				0
23. Current (Grand Total)	0	0	0	0	0	0	0	0
24. Total Inception-to-Date (Grand Total)	0	0	0	0				0

CAUTION: The information contained on this page is unaudited and not a complete analysis nor is it an expression of opinion on any insurer. This page may contain inadvertent errors.

2022 LONG-TERM CARE INSURANCE EXPERIENCE REPORTING FORM 2
By COMPANY NAME

Row Description	Premiums Earned	Incurred Claims	Cal Year of Peak Issues	PCT Male Lives Insured	Average Attained Age	NBR of Lives In-Force End of Year	NBR of Terminations	NBR of New Lives Insured
Company Name: The Cincinnati Life Ins Co		Company Code: 76236						
Primarily 2004 and Prior Issue Years								
1. Current (Comprehensive)	1,529	4,406	2001	41	78	752	32	0
2. Total Inception-to-Date (Comprehensive)	42,257	27,025	2001	45				1,389
3. Current (Institutional Only)	0	0	0	0	0	0	0	0
4. Total Inception-to-Date (Institutional Only)	0	0	0	0				0
5. Current (Non-Institutional Only)	0	0	0	0	0	0	0	0
6. Total Inception-to-Date (Non-Institutional Only)	0	0	0	0				0
7. Current (Grand Total)	1,529	4,406	2001	41	78	752	32	0
8. Total Inception-to-Date (Grand Total)	42,257	27,025	2001	45				1,389
Primarily 2005 to 2012 Issue Years								
9. Current (Comprehensive)	479	1,005	2003	46	76	241	7	0
10. Total Inception-to-Date (Comprehensive)	11,342	5,649	2003	45				426
11. Current (Institutional Only)	0	0	0	0	0	0	0	0
12. Total Inception-to-Date (Institutional Only)	0	0	0	0				0
13. Current (Non-Institutional Only)	0	0	0	0	0	0	0	0
14. Total Inception-to-Date (Non-Institutional Only)	0	0	0	0				0
15. Current (Grand Total)	479	1,005	2003	46	76	241	7	0
16. Total Inception-to-Date (Grand Total)	11,342	5,649	2003	45				426
Primarily 2013 and Later Issue Years								
17. Current (Comprehensive)	0	0	0	0	0	0	0	0
18. Total Inception-to-Date (Comprehensive)	0	0	0	0				0
19. Current (Institutional Only)	0	0	0	0	0	0	0	0
20. Total Inception-to-Date (Institutional Only)	0	0	0	0				0
21. Current (Non-Institutional Only)	0	0	0	0	0	0	0	0
22. Total Inception-to-Date (Non-Institutional Only)	0	0	0	0				0
23. Current (Grand Total)	0	0	0	0	0	0	0	0
24. Total Inception-to-Date (Grand Total)	0	0	0	0				0

CAUTION: The information contained on this page is unaudited and not a complete analysis nor is it an expression of opinion on any insurer. This page may contain inadvertent errors.

2022 LONG-TERM CARE INSURANCE EXPERIENCE REPORTING FORM 2
By COMPANY NAME

Row Description	Premiums Earned	Incurred Claims	Cal Year of Peak Issues	PCT Male Lives Insured	Average Attained Age	NBR of Lives In-Force End of Year	NBR of Terminations	NBR of New Lives Insured
Company Name: Thrivent Financial For Lutherans		Company Code: 56014						
Primarily 2004 and Prior Issue Years								
1. Current (Comprehensive)	70,187	200,459	2000	39	77	42,402	1,515	0
2. Total Inception-to-Date (Comprehensive)	2,315,566	1,632,214	2000	42				69,775
3. Current (Institutional Only)	45,439	194,227	1996	36	78	36,191	2,715	0
4. Total Inception-to-Date (Institutional Only)	2,314,157	2,618,930	1996	41				87,270
5. Current (Non-Institutional Only)	0	0	0	0	0	0	0	0
6. Total Inception-to-Date (Non-Institutional Only)	0	0	0	0				0
7. Current (Grand Total)	115,626	394,686	2000	38	77	78,593	4,230	0
8. Total Inception-to-Date (Grand Total)	4,629,723	4,251,144	2000	41				157,045
Primarily 2005 to 2012 Issue Years								
9. Current (Comprehensive)	0	0	0	0	0	0	0	0
10. Total Inception-to-Date (Comprehensive)	0	0	0	0				0
11. Current (Institutional Only)	0	0	0	0	0	0	0	0
12. Total Inception-to-Date (Institutional Only)	0	0	0	0				0
13. Current (Non-Institutional Only)	0	0	0	0	0	0	0	0
14. Total Inception-to-Date (Non-Institutional Only)	0	0	0	0				0
15. Current (Grand Total)	0	0	0	0	0	0	0	0
16. Total Inception-to-Date (Grand Total)	0	0	0	0				0
Primarily 2013 and Later Issue Years								
17. Current (Comprehensive)	94,976	5,825	2016	44	63	34,724	529	3,202
18. Total Inception-to-Date (Comprehensive)	503,643	16,263	2016	44				37,278
19. Current (Institutional Only)	0	0	0	0	0	0	0	0
20. Total Inception-to-Date (Institutional Only)	0	0	0	0				0
21. Current (Non-Institutional Only)	0	0	0	0	0	0	0	0
22. Total Inception-to-Date (Non-Institutional Only)	0	0	0	0				0
23. Current (Grand Total)	94,976	5,825	2016	44	63	34,724	529	3,202
24. Total Inception-to-Date (Grand Total)	503,643	16,263	2016	44				37,278

CAUTION: The information contained on this page is unaudited and not a complete analysis nor is it an expression of opinion on any insurer. This page may contain inadvertent errors.

2022 LONG-TERM CARE INSURANCE EXPERIENCE REPORTING FORM 2
By COMPANY NAME

Row Description	Premiums Earned	Incurred Claims	Cal Year of Peak Issues	PCT Male Lives Insured	Average Attained Age	NBR of Lives In-Force End of Year	NBR of Terminations	NBR of New Lives Insured
Company Name: TIAA Cref Life Ins Co		Company Code: 60142						
Primarily 2004 and Prior Issue Years								
1. Current (Comprehensive)	3,727	7,228	2002	40	81	1,418	74	0
2. Total Inception-to-Date (Comprehensive)	100,234	62,826	2001	44				2,744
3. Current (Institutional Only)	0	0	0	0	0	0	0	0
4. Total Inception-to-Date (Institutional Only)	0	0	0	0				0
5. Current (Non-Institutional Only)	0	0	0	0	0	0	0	0
6. Total Inception-to-Date (Non-Institutional Only)	0	0	0	0				0
7. Current (Grand Total)	3,727	7,228	2002	40	81	1,418	74	0
8. Total Inception-to-Date (Grand Total)	100,234	62,826	2001	44				2,744
Primarily 2005 to 2012 Issue Years								
9. Current (Comprehensive)	2,976	4,078	2003	42	79	1,101	46	0
10. Total Inception-to-Date (Comprehensive)	64,995	29,457	2003	45				1,724
11. Current (Institutional Only)	0	0	0	0	0	0	0	0
12. Total Inception-to-Date (Institutional Only)	0	0	0	0				0
13. Current (Non-Institutional Only)	0	0	0	0	0	0	0	0
14. Total Inception-to-Date (Non-Institutional Only)	0	0	0	0				0
15. Current (Grand Total)	2,976	4,078	2003	42	79	1,101	46	0
16. Total Inception-to-Date (Grand Total)	64,995	29,457	2003	45				1,724
Primarily 2013 and Later Issue Years								
17. Current (Comprehensive)	0	0	0	0	0	0	0	0
18. Total Inception-to-Date (Comprehensive)	0	0	0	0				0
19. Current (Institutional Only)	0	0	0	0	0	0	0	0
20. Total Inception-to-Date (Institutional Only)	0	0	0	0				0
21. Current (Non-Institutional Only)	0	0	0	0	0	0	0	0
22. Total Inception-to-Date (Non-Institutional Only)	0	0	0	0				0
23. Current (Grand Total)	0	0	0	0	0	0	0	0
24. Total Inception-to-Date (Grand Total)	0	0	0	0				0

CAUTION: The information contained on this page is unaudited and not a complete analysis nor is it an expression of opinion on any insurer. This page may contain inadvertent errors.

2022 LONG-TERM CARE INSURANCE EXPERIENCE REPORTING FORM 2
By COMPANY NAME

Row Description	Premiums Earned	Incurred Claims	Cal Year of Peak Issues	PCT Male Lives Insured	Average Attained Age	NBR of Lives In-Force End of Year	NBR of Terminations	NBR of New Lives Insured
Company Name: Transamerica Financial Life Ins Co		Company Code: 70688						
Primarily 2004 and Prior Issue Years								
1. Current (Comprehensive)	254	765	2002	41	77	121	3	0
2. Total Inception-to-Date (Comprehensive)	3,698	5,087	2002	43				95
3. Current (Institutional Only)	0	0	0	0	0	0	0	0
4. Total Inception-to-Date (Institutional Only)	0	0	0	0				0
5. Current (Non-Institutional Only)	0	0	0	0	0	0	0	0
6. Total Inception-to-Date (Non-Institutional Only)	0	0	0	0				0
7. Current (Grand Total)	254	765	2002	41	77	121	3	0
8. Total Inception-to-Date (Grand Total)	3,698	5,087	2002	43				95
Primarily 2005 to 2012 Issue Years								
9. Current (Comprehensive)	1,250	497	2012	46	68	484	7	0
10. Total Inception-to-Date (Comprehensive)	6,587	1,956	2012	43				202
11. Current (Institutional Only)	0	0	0	0	0	0	0	0
12. Total Inception-to-Date (Institutional Only)	0	0	0	0				0
13. Current (Non-Institutional Only)	0	0	0	0	0	0	0	0
14. Total Inception-to-Date (Non-Institutional Only)	0	0	0	0				0
15. Current (Grand Total)	1,250	497	2012	46	68	484	7	0
16. Total Inception-to-Date (Grand Total)	6,587	1,956	2012	43				202
Primarily 2013 and Later Issue Years								
17. Current (Comprehensive)	8,701	874	2013	40	61	2,870	64	43
18. Total Inception-to-Date (Comprehensive)	78,064	2,801	2013	43				3,890
19. Current (Institutional Only)	0	0	2017	0	0	0	0	0
20. Total Inception-to-Date (Institutional Only)	0	0	0	0				0
21. Current (Non-Institutional Only)	0	0	0	0	0	0	0	0
22. Total Inception-to-Date (Non-Institutional Only)	0	0	0	0				0
23. Current (Grand Total)	8,701	874	2013	41	61	2,870	64	43
24. Total Inception-to-Date (Grand Total)	78,064	2,801	2013	43				3,890

CAUTION: The information contained on this page is unaudited and not a complete analysis nor is it an expression of opinion on any insurer. This page may contain inadvertent errors.

2022 LONG-TERM CARE INSURANCE EXPERIENCE REPORTING FORM 2
By COMPANY NAME

Row Description	Premiums Earned	Incurred Claims	Cal Year of Peak Issues	PCT Male Lives Insured	Average Attained Age	NBR of Lives In-Force End of Year	NBR of Terminations	NBR of New Lives Insured
Company Name: Transamerica Life Ins Co		Company Code: 86231						
Primarily 2004 and Prior Issue Years								
1. Current (Comprehensive)	292,024	602,633	2002	38	80	125,955	8,588	0
2. Total Inception-to-Date (Comprehensive)	6,990,341	6,400,506	2002	41				283,612
3. Current (Institutional Only)	26,741	95,512	1996	29	89	17,473	3,321	0
4. Total Inception-to-Date (Institutional Only)	2,213,071	2,777,292	1993	40				130,132
5. Current (Non-Institutional Only)	946	3,384	2000	30	89	703	99	0
6. Total Inception-to-Date (Non-Institutional Only)	90,163	129,303	2000	36				6,763
7. Current (Grand Total)	319,711	701,529	2002	37	81	144,131	12,008	0
8. Total Inception-to-Date (Grand Total)	9,293,575	9,307,101	2000	41				420,507
Primarily 2005 to 2012 Issue Years								
9. Current (Comprehensive)	38,832	12,108	2012	45	69	17,768	583	0
10. Total Inception-to-Date (Comprehensive)	1,217,429	64,398	2012	41				52,373
11. Current (Institutional Only)	0	3	2009	0	75	2	3	0
12. Total Inception-to-Date (Institutional Only)	1,554	4	2012	40				294
13. Current (Non-Institutional Only)	0	0	2009	33	71	3	0	0
14. Total Inception-to-Date (Non-Institutional Only)	84	1	2009	36				5
15. Current (Grand Total)	38,832	12,111	2012	45	69	17,773	586	0
16. Total Inception-to-Date (Grand Total)	1,219,067	64,403	2012	43				52,672
Primarily 2013 and Later Issue Years								
17. Current (Comprehensive)	134,998	7,393	2021	56	49	95,355	19,682	7,898
18. Total Inception-to-Date (Comprehensive)	1,211,282	25,341	2021	41				145,936
19. Current (Institutional Only)	8	20	2015	33	66	3	5	0
20. Total Inception-to-Date (Institutional Only)	175	26	2013	40				6
21. Current (Non-Institutional Only)	0	0	0	0	0	0	0	0
22. Total Inception-to-Date (Non-Institutional Only)	0	0	2021	41				0
23. Current (Grand Total)	135,006	7,413	2021	56	49	95,358	19,687	7,898
24. Total Inception-to-Date (Grand Total)	1,211,457	25,367	2021	55				145,942

CAUTION: The information contained on this page is unaudited and not a complete analysis nor is it an expression of opinion on any insurer. This page may contain inadvertent errors.

2022 LONG-TERM CARE INSURANCE EXPERIENCE REPORTING FORM 2
By COMPANY NAME

Row Description	Premiums Earned	Incurred Claims	Cal Year of Peak Issues	PCT Male Lives Insured	Average Attained Age	NBR of Lives In-Force End of Year	NBR of Terminations	NBR of New Lives Insured
Company Name: Transverse Ins Co		Company Code: 21075						
Primarily 2004 and Prior Issue Years								
1. Current (Comprehensive)	0	0	0	0	0	0	0	0
2. Total Inception-to-Date (Comprehensive)	0	0	0	0				0
3. Current (Institutional Only)	0	0	0	0	0	0	0	0
4. Total Inception-to-Date (Institutional Only)	0	0	0	0				0
5. Current (Non-Institutional Only)	0	0	0	0	0	0	0	0
6. Total Inception-to-Date (Non-Institutional Only)	0	0	0	0				0
7. Current (Grand Total)	0	0	0	0	0	0	0	0
8. Total Inception-to-Date (Grand Total)	0	0	0	0				0
Primarily 2005 to 2012 Issue Years								
9. Current (Comprehensive)	0	0	0	0	0	0	0	0
10. Total Inception-to-Date (Comprehensive)	0	0	0	0				0
11. Current (Institutional Only)	0	0	0	0	0	0	0	0
12. Total Inception-to-Date (Institutional Only)	0	0	0	0				0
13. Current (Non-Institutional Only)	0	0	0	0	0	0	0	0
14. Total Inception-to-Date (Non-Institutional Only)	0	0	0	0				0
15. Current (Grand Total)	0	0	0	0	0	0	0	0
16. Total Inception-to-Date (Grand Total)	0	0	0	0				0
Primarily 2013 and Later Issue Years								
17. Current (Comprehensive)	0	0	0	0	0	0	0	0
18. Total Inception-to-Date (Comprehensive)	0	0	0	0				0
19. Current (Institutional Only)	0	0	0	0	0	0	0	0
20. Total Inception-to-Date (Institutional Only)	0	0	0	0				0
21. Current (Non-Institutional Only)	0	0	0	0	0	0	0	0
22. Total Inception-to-Date (Non-Institutional Only)	0	0	0	0				0
23. Current (Grand Total)	0	0	0	0	0	0	0	0
24. Total Inception-to-Date (Grand Total)	0	0	0	0				0

CAUTION: The information contained on this page is unaudited and not a complete analysis nor is it an expression of opinion on any insurer. This page may contain inadvertent errors.

2022 LONG-TERM CARE INSURANCE EXPERIENCE REPORTING FORM 2
By COMPANY NAME

Row Description	Premiums Earned	Incurred Claims	Cal Year of Peak Issues	PCT Male Lives Insured	Average Attained Age	NBR of Lives In-Force End of Year	NBR of Terminations	NBR of New Lives Insured
Company Name: Transverse Specialty Ins Co		Company Code: 41807						
Primarily 2004 and Prior Issue Years								
1. Current (Comprehensive)	0	0	0	0	0	0	0	0
2. Total Inception-to-Date (Comprehensive)	0	0	0	0				0
3. Current (Institutional Only)	0	0	0	0	0	0	0	0
4. Total Inception-to-Date (Institutional Only)	0	0	0	0				0
5. Current (Non-Institutional Only)	0	0	0	0	0	0	0	0
6. Total Inception-to-Date (Non-Institutional Only)	0	0	0	0				0
7. Current (Grand Total)	0	0	0	0	0	0	0	0
8. Total Inception-to-Date (Grand Total)	0	0	0	0				0
Primarily 2005 to 2012 Issue Years								
9. Current (Comprehensive)	0	0	0	0	0	0	0	0
10. Total Inception-to-Date (Comprehensive)	0	0	0	0				0
11. Current (Institutional Only)	0	0	0	0	0	0	0	0
12. Total Inception-to-Date (Institutional Only)	0	0	0	0				0
13. Current (Non-Institutional Only)	0	0	0	0	0	0	0	0
14. Total Inception-to-Date (Non-Institutional Only)	0	0	0	0				0
15. Current (Grand Total)	0	0	0	0	0	0	0	0
16. Total Inception-to-Date (Grand Total)	0	0	0	0				0
Primarily 2013 and Later Issue Years								
17. Current (Comprehensive)	0	0	0	0	0	0	0	0
18. Total Inception-to-Date (Comprehensive)	0	0	0	0				0
19. Current (Institutional Only)	0	0	0	0	0	0	0	0
20. Total Inception-to-Date (Institutional Only)	0	0	0	0				0
21. Current (Non-Institutional Only)	0	0	0	0	0	0	0	0
22. Total Inception-to-Date (Non-Institutional Only)	0	0	0	0				0
23. Current (Grand Total)	0	0	0	0	0	0	0	0
24. Total Inception-to-Date (Grand Total)	0	0	0	0				0

CAUTION: The information contained on this page is unaudited and not a complete analysis nor is it an expression of opinion on any insurer. This page may contain inadvertent errors.

2022 LONG-TERM CARE INSURANCE EXPERIENCE REPORTING FORM 2
By COMPANY NAME

Row Description	Premiums Earned	Incurred Claims	Cal Year of Peak Issues	PCT Male Lives Insured	Average Attained Age	NBR of Lives In-Force End of Year	NBR of Terminations	NBR of New Lives Insured
Company Name: TRM Specialty Ins Co		Company Code: 38873						
Primarily 2004 and Prior Issue Years								
1. Current (Comprehensive)	0	0	0	0	0	0	0	0
2. Total Inception-to-Date (Comprehensive)	0	0	0	0				0
3. Current (Institutional Only)	0	0	0	0	0	0	0	0
4. Total Inception-to-Date (Institutional Only)	0	0	0	0				0
5. Current (Non-Institutional Only)	0	0	0	0	0	0	0	0
6. Total Inception-to-Date (Non-Institutional Only)	0	0	0	0				0
7. Current (Grand Total)	0	0	0	0	0	0	0	0
8. Total Inception-to-Date (Grand Total)	0	0	0	0				0
Primarily 2005 to 2012 Issue Years								
9. Current (Comprehensive)	0	0	0	0	0	0	0	0
10. Total Inception-to-Date (Comprehensive)	0	0	0	0				0
11. Current (Institutional Only)	0	0	0	0	0	0	0	0
12. Total Inception-to-Date (Institutional Only)	0	0	0	0				0
13. Current (Non-Institutional Only)	0	0	0	0	0	0	0	0
14. Total Inception-to-Date (Non-Institutional Only)	0	0	0	0				0
15. Current (Grand Total)	0	0	0	0	0	0	0	0
16. Total Inception-to-Date (Grand Total)	0	0	0	0				0
Primarily 2013 and Later Issue Years								
17. Current (Comprehensive)	0	0	0	0	0	0	0	0
18. Total Inception-to-Date (Comprehensive)	0	0	0	0				0
19. Current (Institutional Only)	0	0	0	0	0	0	0	0
20. Total Inception-to-Date (Institutional Only)	0	0	0	0				0
21. Current (Non-Institutional Only)	0	0	0	0	0	0	0	0
22. Total Inception-to-Date (Non-Institutional Only)	0	0	0	0				0
23. Current (Grand Total)	0	0	0	0	0	0	0	0
24. Total Inception-to-Date (Grand Total)	0	0	0	0				0

CAUTION: The information contained on this page is unaudited and not a complete analysis nor is it an expression of opinion on any insurer. This page may contain inadvertent errors.

2022 LONG-TERM CARE INSURANCE EXPERIENCE REPORTING FORM 2
By COMPANY NAME

Row Description	Premiums Earned	Incurred Claims	Cal Year of Peak Issues	PCT Male Lives Insured	Average Attained Age	NBR of Lives In-Force End of Year	NBR of Terminations	NBR of New Lives Insured
Company Name: Trustmark Ins Co		Company Code: 61425						
Primarily 2004 and Prior Issue Years								
1. Current (Comprehensive)	11	-49	2000	40	76	9	1	0
2. Total Inception-to-Date (Comprehensive)	1,141	907	2000	38				30
3. Current (Institutional Only)	0	0	0	0	0	0	0	0
4. Total Inception-to-Date (Institutional Only)	0	0	0	0				0
5. Current (Non-Institutional Only)	0	0	0	0	0	0	0	0
6. Total Inception-to-Date (Non-Institutional Only)	0	0	0	0				0
7. Current (Grand Total)	11	-49	0	0	0	9	1	0
8. Total Inception-to-Date (Grand Total)	1,141	907	0	0				30
Primarily 2005 to 2012 Issue Years								
9. Current (Comprehensive)	0	0	0	0	0	0	0	0
10. Total Inception-to-Date (Comprehensive)	0	0	0	0				0
11. Current (Institutional Only)	0	0	0	0	0	0	0	0
12. Total Inception-to-Date (Institutional Only)	0	0	0	0				0
13. Current (Non-Institutional Only)	0	0	0	0	0	0	0	0
14. Total Inception-to-Date (Non-Institutional Only)	0	0	0	0				0
15. Current (Grand Total)	0	0	0	0	0	0	0	0
16. Total Inception-to-Date (Grand Total)	0	0	0	0				0
Primarily 2013 and Later Issue Years								
17. Current (Comprehensive)	0	0	0	0	0	0	0	0
18. Total Inception-to-Date (Comprehensive)	0	0	0	0				0
19. Current (Institutional Only)	0	0	0	0	0	0	0	0
20. Total Inception-to-Date (Institutional Only)	0	0	0	0				0
21. Current (Non-Institutional Only)	0	0	0	0	0	0	0	0
22. Total Inception-to-Date (Non-Institutional Only)	0	0	0	0				0
23. Current (Grand Total)	0	0	0	0	0	0	0	0
24. Total Inception-to-Date (Grand Total)	0	0	0	0				0

CAUTION: The information contained on this page is unaudited and not a complete analysis nor is it an expression of opinion on any insurer. This page may contain inadvertent errors.

2022 LONG-TERM CARE INSURANCE EXPERIENCE REPORTING FORM 2
By COMPANY NAME

Row Description	Premiums Earned	Incurred Claims	Cal Year of Peak Issues	PCT Male Lives Insured	Average Attained Age	NBR of Lives In-Force End of Year	NBR of Terminations	NBR of New Lives Insured
Company Name: UCare Hlth Inc		Company Code: 12924						
Primarily 2004 and Prior Issue Years								
1. Current (Comprehensive)	0	0	0	0	0	0	0	0
2. Total Inception-to-Date (Comprehensive)	0	0	0	0				0
3. Current (Institutional Only)	0	0	0	0	0	0	0	0
4. Total Inception-to-Date (Institutional Only)	0	0	0	0				0
5. Current (Non-Institutional Only)	0	0	0	0	0	0	0	0
6. Total Inception-to-Date (Non-Institutional Only)	0	0	0	0				0
7. Current (Grand Total)	0	0	0	0	0	0	0	0
8. Total Inception-to-Date (Grand Total)	0	0	0	0				0
Primarily 2005 to 2012 Issue Years								
9. Current (Comprehensive)	0	0	0	0	0	0	0	0
10. Total Inception-to-Date (Comprehensive)	0	0	0	0				0
11. Current (Institutional Only)	0	0	0	0	0	0	0	0
12. Total Inception-to-Date (Institutional Only)	0	0	0	0				0
13. Current (Non-Institutional Only)	0	0	0	0	0	0	0	0
14. Total Inception-to-Date (Non-Institutional Only)	0	0	0	0				0
15. Current (Grand Total)	0	0	0	0	0	0	0	0
16. Total Inception-to-Date (Grand Total)	0	0	0	0				0
Primarily 2013 and Later Issue Years								
17. Current (Comprehensive)	0	0	0	0	0	0	0	0
18. Total Inception-to-Date (Comprehensive)	0	0	0	0				0
19. Current (Institutional Only)	0	0	0	0	0	0	0	0
20. Total Inception-to-Date (Institutional Only)	0	0	0	0				0
21. Current (Non-Institutional Only)	0	0	0	0	0	0	0	0
22. Total Inception-to-Date (Non-Institutional Only)	0	0	0	0				0
23. Current (Grand Total)	0	0	0	0	0	0	0	0
24. Total Inception-to-Date (Grand Total)	0	0	0	0				0

CAUTION: The information contained on this page is unaudited and not a complete analysis nor is it an expression of opinion on any insurer. This page may contain inadvertent errors.

2022 LONG-TERM CARE INSURANCE EXPERIENCE REPORTING FORM 2
By COMPANY NAME

Row Description	Premiums Earned	Incurred Claims	Cal Year of Peak Issues	PCT Male Lives Insured	Average Attained Age	NBR of Lives In-Force End of Year	NBR of Terminations	NBR of New Lives Insured
Company Name: UCare IA		Company Code: 17376						
Primarily 2004 and Prior Issue Years								
1. Current (Comprehensive)	0	0	0	0	0	0	0	0
2. Total Inception-to-Date (Comprehensive)	0	0	0	0				0
3. Current (Institutional Only)	0	0	0	0	0	0	0	0
4. Total Inception-to-Date (Institutional Only)	0	0	0	0				0
5. Current (Non-Institutional Only)	0	0	0	0	0	0	0	0
6. Total Inception-to-Date (Non-Institutional Only)	0	0	0	0				0
7. Current (Grand Total)	0	0	0	0	0	0	0	0
8. Total Inception-to-Date (Grand Total)	0	0	0	0				0
Primarily 2005 to 2012 Issue Years								
9. Current (Comprehensive)	0	0	0	0	0	0	0	0
10. Total Inception-to-Date (Comprehensive)	0	0	0	0				0
11. Current (Institutional Only)	0	0	0	0	0	0	0	0
12. Total Inception-to-Date (Institutional Only)	0	0	0	0				0
13. Current (Non-Institutional Only)	0	0	0	0	0	0	0	0
14. Total Inception-to-Date (Non-Institutional Only)	0	0	0	0				0
15. Current (Grand Total)	0	0	0	0	0	0	0	0
16. Total Inception-to-Date (Grand Total)	0	0	0	0				0
Primarily 2013 and Later Issue Years								
17. Current (Comprehensive)	0	0	0	0	0	0	0	0
18. Total Inception-to-Date (Comprehensive)	0	0	0	0				0
19. Current (Institutional Only)	0	0	0	0	0	0	0	0
20. Total Inception-to-Date (Institutional Only)	0	0	0	0				0
21. Current (Non-Institutional Only)	0	0	0	0	0	0	0	0
22. Total Inception-to-Date (Non-Institutional Only)	0	0	0	0				0
23. Current (Grand Total)	0	0	0	0	0	0	0	0
24. Total Inception-to-Date (Grand Total)	0	0	0	0				0

CAUTION: The information contained on this page is unaudited and not a complete analysis nor is it an expression of opinion on any insurer. This page may contain inadvertent errors.

2022 LONG-TERM CARE INSURANCE EXPERIENCE REPORTING FORM 2
By COMPANY NAME

Row Description	Premiums Earned	Incurred Claims	Cal Year of Peak Issues	PCT Male Lives Insured	Average Attained Age	NBR of Lives In-Force End of Year	NBR of Terminations	NBR of New Lives Insured
Company Name: Unicare Life & Hlth Ins Co		Company Code: 80314						
Primarily 2004 and Prior Issue Years								
1. Current (Comprehensive)	9	186	2003	45	82	7	0	0
2. Total Inception-to-Date (Comprehensive)	299	240	2004	55				13
3. Current (Institutional Only)	0	0	0	0	0	0	0	0
4. Total Inception-to-Date (Institutional Only)	0	0	0	0				0
5. Current (Non-Institutional Only)	0	0	0	0	0	0	0	0
6. Total Inception-to-Date (Non-Institutional Only)	0	0	0	0				0
7. Current (Grand Total)	9	186	2003	45	82	7	0	0
8. Total Inception-to-Date (Grand Total)	299	240	2004	55				13
Primarily 2005 to 2012 Issue Years								
9. Current (Comprehensive)	15	123	2005	39	80	9	0	0
10. Total Inception-to-Date (Comprehensive)	418	182	2005	42				13
11. Current (Institutional Only)	0	0	0	0	0	0	0	0
12. Total Inception-to-Date (Institutional Only)	0	0	0	0				0
13. Current (Non-Institutional Only)	0	0	0	0	0	0	0	0
14. Total Inception-to-Date (Non-Institutional Only)	0	0	0	0				0
15. Current (Grand Total)	15	123	2005	39	80	9	0	0
16. Total Inception-to-Date (Grand Total)	418	182	2005	42				13
Primarily 2013 and Later Issue Years								
17. Current (Comprehensive)	0	0	0	0	0	0	0	0
18. Total Inception-to-Date (Comprehensive)	0	0	0	0				0
19. Current (Institutional Only)	0	0	0	0	0	0	0	0
20. Total Inception-to-Date (Institutional Only)	0	0	0	0				0
21. Current (Non-Institutional Only)	0	0	0	0	0	0	0	0
22. Total Inception-to-Date (Non-Institutional Only)	0	0	0	0				0
23. Current (Grand Total)	0	0	0	0	0	0	0	0
24. Total Inception-to-Date (Grand Total)	0	0	0	0				0

CAUTION: The information contained on this page is unaudited and not a complete analysis nor is it an expression of opinion on any insurer. This page may contain inadvertent errors.

2022 LONG-TERM CARE INSURANCE EXPERIENCE REPORTING FORM 2
By COMPANY NAME

Row Description	Premiums Earned	Incurred Claims	Cal Year of Peak Issues	PCT Male Lives Insured	Average Attained Age	NBR of Lives In-Force End of Year	NBR of Terminations	NBR of New Lives Insured
Company Name: Union Labor Life Ins Co		Company Code: 69744						
Primarily 2004 and Prior Issue Years								
1. Current (Comprehensive)	124	416	2002	42	79	100	10	0
2. Total Inception-to-Date (Comprehensive)	5,742	3,902	2002	47				422
3. Current (Institutional Only)	12	8	2002	43	83	7	0	0
4. Total Inception-to-Date (Institutional Only)	623	197	2002	50				40
5. Current (Non-Institutional Only)	0	0	0	0	0	0	0	0
6. Total Inception-to-Date (Non-Institutional Only)	0	0	0	0				0
7. Current (Grand Total)	136	424	0	0	0	107	10	0
8. Total Inception-to-Date (Grand Total)	6,365	4,099	0	0				462
Primarily 2005 to 2012 Issue Years								
9. Current (Comprehensive)	0	0	0	0	0	0	0	0
10. Total Inception-to-Date (Comprehensive)	0	0	0	0				0
11. Current (Institutional Only)	0	0	0	0	0	0	0	0
12. Total Inception-to-Date (Institutional Only)	0	0	0	0				0
13. Current (Non-Institutional Only)	0	0	0	0	0	0	0	0
14. Total Inception-to-Date (Non-Institutional Only)	0	0	0	0				0
15. Current (Grand Total)	0	0	0	0	0	0	0	0
16. Total Inception-to-Date (Grand Total)	0	0	0	0				0
Primarily 2013 and Later Issue Years								
17. Current (Comprehensive)	0	0	0	0	0	0	0	0
18. Total Inception-to-Date (Comprehensive)	0	0	0	0				0
19. Current (Institutional Only)	0	0	0	0	0	0	0	0
20. Total Inception-to-Date (Institutional Only)	0	0	0	0				0
21. Current (Non-Institutional Only)	0	0	0	0	0	0	0	0
22. Total Inception-to-Date (Non-Institutional Only)	0	0	0	0				0
23. Current (Grand Total)	0	0	0	0	0	0	0	0
24. Total Inception-to-Date (Grand Total)	0	0	0	0				0

CAUTION: The information contained on this page is unaudited and not a complete analysis nor is it an expression of opinion on any insurer. This page may contain inadvertent errors.

2022 LONG-TERM CARE INSURANCE EXPERIENCE REPORTING FORM 2
By COMPANY NAME

Row Description	Premiums Earned	Incurred Claims	Cal Year of Peak Issues	PCT Male Lives Insured	Average Attained Age	NBR of Lives In-Force End of Year	NBR of Terminations	NBR of New Lives Insured
Company Name: Union Security Ins Co		Company Code: 70408						
Primarily 2004 and Prior Issue Years								
1. Current (Comprehensive)	62,444	215,411	2000	39	81	30,970	1,771	0
2. Total Inception-to-Date (Comprehensive)	1,722,786	1,630,256	1999	42				58,839
3. Current (Institutional Only)	1,438	7,923	1999	32	84	961	92	0
4. Total Inception-to-Date (Institutional Only)	54,680	67,177	1999	42				1,926
5. Current (Non-Institutional Only)	0	0	0	0	0	0	0	0
6. Total Inception-to-Date (Non-Institutional Only)	0	0	0	0				0
7. Current (Grand Total)	63,882	223,334	2000	39	81	31,931	1,863	0
8. Total Inception-to-Date (Grand Total)	1,777,466	1,697,433	1999	42				60,765
Primarily 2005 to 2012 Issue Years								
9. Current (Comprehensive)	0	0	0	0	0	0	0	0
10. Total Inception-to-Date (Comprehensive)	0	0	0	0				0
11. Current (Institutional Only)	0	0	0	0	0	0	0	0
12. Total Inception-to-Date (Institutional Only)	0	0	0	0				0
13. Current (Non-Institutional Only)	0	0	0	0	0	0	0	0
14. Total Inception-to-Date (Non-Institutional Only)	0	0	0	0				0
15. Current (Grand Total)	0	0	0	0	0	0	0	0
16. Total Inception-to-Date (Grand Total)	0	0	0	0				0
Primarily 2013 and Later Issue Years								
17. Current (Comprehensive)	0	0	0	0	0	0	0	0
18. Total Inception-to-Date (Comprehensive)	0	0	0	0				0
19. Current (Institutional Only)	0	0	0	0	0	0	0	0
20. Total Inception-to-Date (Institutional Only)	0	0	0	0				0
21. Current (Non-Institutional Only)	0	0	0	0	0	0	0	0
22. Total Inception-to-Date (Non-Institutional Only)	0	0	0	0				0
23. Current (Grand Total)	0	0	0	0	0	0	0	0
24. Total Inception-to-Date (Grand Total)	0	0	0	0				0

CAUTION: The information contained on this page is unaudited and not a complete analysis nor is it an expression of opinion on any insurer. This page may contain inadvertent errors.

2022 LONG-TERM CARE INSURANCE EXPERIENCE REPORTING FORM 2
By COMPANY NAME

Row Description	Premiums Earned	Incurred Claims	Cal Year of Peak Issues	PCT Male Lives Insured	Average Attained Age	NBR of Lives In-Force End of Year	NBR of Terminations	NBR of New Lives Insured
Company Name: Union Security Life Ins Co of NY		Company Code: 81477						
Primarily 2004 and Prior Issue Years								
1. Current (Comprehensive)	6,942	37,321	2001	38	81	3,335	188	0
2. Total Inception-to-Date (Comprehensive)	207,919	222,801	2001	42				5,935
3. Current (Institutional Only)	0	0	0	0	0	0	0	0
4. Total Inception-to-Date (Institutional Only)	0	0	0	0				0
5. Current (Non-Institutional Only)	0	0	0	0	0	0	0	0
6. Total Inception-to-Date (Non-Institutional Only)	0	0	0	0				0
7. Current (Grand Total)	6,942	37,321	2001	38	81	3,335	188	0
8. Total Inception-to-Date (Grand Total)	207,919	222,801	2001	42				5,935
Primarily 2005 to 2012 Issue Years								
9. Current (Comprehensive)	0	0	0	0	0	0	0	0
10. Total Inception-to-Date (Comprehensive)	0	0	0	0				0
11. Current (Institutional Only)	0	0	0	0	0	0	0	0
12. Total Inception-to-Date (Institutional Only)	0	0	0	0				0
13. Current (Non-Institutional Only)	0	0	0	0	0	0	0	0
14. Total Inception-to-Date (Non-Institutional Only)	0	0	0	0				0
15. Current (Grand Total)	0	0	0	0	0	0	0	0
16. Total Inception-to-Date (Grand Total)	0	0	0	0				0
Primarily 2013 and Later Issue Years								
17. Current (Comprehensive)	0	0	0	0	0	0	0	0
18. Total Inception-to-Date (Comprehensive)	0	0	0	0				0
19. Current (Institutional Only)	0	0	0	0	0	0	0	0
20. Total Inception-to-Date (Institutional Only)	0	0	0	0				0
21. Current (Non-Institutional Only)	0	0	0	0	0	0	0	0
22. Total Inception-to-Date (Non-Institutional Only)	0	0	0	0				0
23. Current (Grand Total)	0	0	0	0	0	0	0	0
24. Total Inception-to-Date (Grand Total)	0	0	0	0				0

CAUTION: The information contained on this page is unaudited and not a complete analysis nor is it an expression of opinion on any insurer.
This page may contain inadvertent errors.

2022 LONG-TERM CARE INSURANCE EXPERIENCE REPORTING FORM 2
By COMPANY NAME

Row Description	Premiums Earned	Incurred Claims	Cal Year of Peak Issues	PCT Male Lives Insured	Average Attained Age	NBR of Lives In-Force End of Year	NBR of Terminations	NBR of New Lives Insured
Company Name: United Amer Ins Co		Company Code: 92916						
Primarily 2004 and Prior Issue Years								
1. Current (Comprehensive)	2,901	6,516	2002	40	85	2,226	265	0
2. Total Inception-to-Date (Comprehensive)	415,483	336,562	1989	34				64,345
3. Current (Institutional Only)	0	0	0	0	0	0	0	0
4. Total Inception-to-Date (Institutional Only)	0	0	0	0				0
5. Current (Non-Institutional Only)	0	0	0	0	0	0	0	0
6. Total Inception-to-Date (Non-Institutional Only)	0	0	0	0				0
7. Current (Grand Total)	2,901	6,516	2002	40	85	2,226	265	0
8. Total Inception-to-Date (Grand Total)	415,483	336,562	1989	34				64,345
Primarily 2005 to 2012 Issue Years								
9. Current (Comprehensive)	277	377	2005	38	78	206	12	0
10. Total Inception-to-Date (Comprehensive)	13,549	5,947	2005	39				551
11. Current (Institutional Only)	0	0	0	0	0	0	0	0
12. Total Inception-to-Date (Institutional Only)	0	0	0	0				0
13. Current (Non-Institutional Only)	0	0	0	0	0	0	0	0
14. Total Inception-to-Date (Non-Institutional Only)	0	0	0	0				0
15. Current (Grand Total)	277	377	2005	38	78	206	12	0
16. Total Inception-to-Date (Grand Total)	13,549	5,947	2005	39				551
Primarily 2013 and Later Issue Years								
17. Current (Comprehensive)	0	0	0	0	0	0	0	0
18. Total Inception-to-Date (Comprehensive)	0	0	0	0				0
19. Current (Institutional Only)	0	0	0	0	0	0	0	0
20. Total Inception-to-Date (Institutional Only)	0	0	0	0				0
21. Current (Non-Institutional Only)	0	0	0	0	0	0	0	0
22. Total Inception-to-Date (Non-Institutional Only)	0	0	0	0				0
23. Current (Grand Total)	0	0	0	0	0	0	0	0
24. Total Inception-to-Date (Grand Total)	0	0	0	0				0

CAUTION: The information contained on this page is unaudited and not a complete analysis nor is it an expression of opinion on any insurer. This page may contain inadvertent errors.

2022 LONG-TERM CARE INSURANCE EXPERIENCE REPORTING FORM 2
By COMPANY NAME

Row Description	Premiums Earned	Incurred Claims	Cal Year of Peak Issues	PCT Male Lives Insured	Average Attained Age	NBR of Lives In-Force End of Year	NBR of Terminations	NBR of New Lives Insured
Company Name: United Ins Co Of Amer		Company Code: 69930						
Primarily 2004 and Prior Issue Years								
1. Current (Comprehensive)	0	0	0	0	0	0	0	0
2. Total Inception-to-Date (Comprehensive)	0	0	0	0				0
3. Current (Institutional Only)	0	0	0	0	0	0	0	0
4. Total Inception-to-Date (Institutional Only)	0	0	0	0				0
5. Current (Non-Institutional Only)	0	0	0	0	0	0	0	0
6. Total Inception-to-Date (Non-Institutional Only)	0	0	0	0				0
7. Current (Grand Total)	0	0	0	0	0	0	0	0
8. Total Inception-to-Date (Grand Total)	0	0	0	0				0
Primarily 2005 to 2012 Issue Years								
9. Current (Comprehensive)	0	0	0	0	0	0	0	0
10. Total Inception-to-Date (Comprehensive)	0	0	0	0				0
11. Current (Institutional Only)	0	0	0	0	0	0	0	0
12. Total Inception-to-Date (Institutional Only)	0	0	0	0				0
13. Current (Non-Institutional Only)	0	0	0	0	0	0	0	0
14. Total Inception-to-Date (Non-Institutional Only)	0	0	0	0				0
15. Current (Grand Total)	0	0	0	0	0	0	0	0
16. Total Inception-to-Date (Grand Total)	0	0	0	0				0
Primarily 2013 and Later Issue Years								
17. Current (Comprehensive)	0	0	0	0	0	0	0	0
18. Total Inception-to-Date (Comprehensive)	0	0	0	0				0
19. Current (Institutional Only)	0	0	0	0	0	0	0	0
20. Total Inception-to-Date (Institutional Only)	0	0	0	0				0
21. Current (Non-Institutional Only)	0	0	0	0	0	0	0	0
22. Total Inception-to-Date (Non-Institutional Only)	0	0	0	0				0
23. Current (Grand Total)	0	0	0	0	0	0	0	0
24. Total Inception-to-Date (Grand Total)	0	0	0	0				0

CAUTION: The information contained on this page is unaudited and not a complete analysis nor is it an expression of opinion on any insurer. This page may contain inadvertent errors.

2022 LONG-TERM CARE INSURANCE EXPERIENCE REPORTING FORM 2
By COMPANY NAME

Row Description	Premiums Earned	Incurred Claims	Cal Year of Peak Issues	PCT Male Lives Insured	Average Attained Age	NBR of Lives In-Force End of Year	NBR of Terminations	NBR of New Lives Insured
Company Name: United Natl Life Ins Co Of Amer		Company Code: 92703						
Primarily 2004 and Prior Issue Years								
1. Current (Comprehensive)	0	0	0	0	0	0	0	0
2. Total Inception-to-Date (Comprehensive)	0	0	0	0				0
3. Current (Institutional Only)	0	0	0	0	0	0	0	0
4. Total Inception-to-Date (Institutional Only)	0	0	0	0				0
5. Current (Non-Institutional Only)	5	-116	2004	0	90	2	3	0
6. Total Inception-to-Date (Non-Institutional Only)	303	534	2004	31				45
7. Current (Grand Total)	5	-116	0	0	0	2	3	0
8. Total Inception-to-Date (Grand Total)	303	534	0	0				45
Primarily 2005 to 2012 Issue Years								
9. Current (Comprehensive)	0	0	0	0	0	0	0	0
10. Total Inception-to-Date (Comprehensive)	0	0	0	0				0
11. Current (Institutional Only)	0	0	0	0	0	0	0	0
12. Total Inception-to-Date (Institutional Only)	0	0	0	0				0
13. Current (Non-Institutional Only)	0	0	0	0	0	0	0	0
14. Total Inception-to-Date (Non-Institutional Only)	0	0	0	0				0
15. Current (Grand Total)	0	0	0	0	0	0	0	0
16. Total Inception-to-Date (Grand Total)	0	0	0	0				0
Primarily 2013 and Later Issue Years								
17. Current (Comprehensive)	0	0	0	0	0	0	0	0
18. Total Inception-to-Date (Comprehensive)	0	0	0	0				0
19. Current (Institutional Only)	0	0	0	0	0	0	0	0
20. Total Inception-to-Date (Institutional Only)	0	0	0	0				0
21. Current (Non-Institutional Only)	0	0	0	0	0	0	0	0
22. Total Inception-to-Date (Non-Institutional Only)	0	0	0	0				0
23. Current (Grand Total)	0	0	0	0	0	0	0	0
24. Total Inception-to-Date (Grand Total)	0	0	0	0				0

CAUTION: The information contained on this page is unaudited and not a complete analysis nor is it an expression of opinion on any insurer. This page may contain inadvertent errors.

2022 LONG-TERM CARE INSURANCE EXPERIENCE REPORTING FORM 2
By COMPANY NAME

Row Description	Premiums Earned	Incurred Claims	Cal Year of Peak Issues	PCT Male Lives Insured	Average Attained Age	NBR of Lives In-Force End of Year	NBR of Terminations	NBR of New Lives Insured
Company Name: United Of Omaha Life Ins Co		Company Code: 69868						
Primarily 2004 and Prior Issue Years								
1. Current (Comprehensive)	0	0	0	0	0	0	0	0
2. Total Inception-to-Date (Comprehensive)	0	0	0	0				0
3. Current (Institutional Only)	0	0	0	0	0	0	0	0
4. Total Inception-to-Date (Institutional Only)	0	0	0	0				0
5. Current (Non-Institutional Only)	0	0	0	0	0	0	0	0
6. Total Inception-to-Date (Non-Institutional Only)	0	0	0	0				0
7. Current (Grand Total)	0	0	0	0	0	0	0	0
8. Total Inception-to-Date (Grand Total)	0	0	0	0				0
Primarily 2005 to 2012 Issue Years								
9. Current (Comprehensive)	54,803	11,825	2011	42	71	25,839	424	0
10. Total Inception-to-Date (Comprehensive)	726,379	78,241	2011	43				34,623
11. Current (Institutional Only)	0	0	0	0	0	0	0	0
12. Total Inception-to-Date (Institutional Only)	0	0	0	0				0
13. Current (Non-Institutional Only)	0	0	0	0	0	0	0	0
14. Total Inception-to-Date (Non-Institutional Only)	0	0	0	0				0
15. Current (Grand Total)	54,803	11,825	2011	42	71	25,839	424	0
16. Total Inception-to-Date (Grand Total)	726,379	78,241	2011	43				34,623
Primarily 2013 and Later Issue Years								
17. Current (Comprehensive)	14,159	1,229	2013	40	69	6,444	53	0
18. Total Inception-to-Date (Comprehensive)	142,992	6,190	2013	41				8,153
19. Current (Institutional Only)	0	0	0	0	0	0	0	0
20. Total Inception-to-Date (Institutional Only)	0	0	0	0				0
21. Current (Non-Institutional Only)	0	0	0	0	0	0	0	0
22. Total Inception-to-Date (Non-Institutional Only)	0	0	0	0				0
23. Current (Grand Total)	14,159	1,229	2013	40	69	6,444	53	0
24. Total Inception-to-Date (Grand Total)	142,992	6,190	2013	41				8,153

CAUTION: The information contained on this page is unaudited and not a complete analysis nor is it an expression of opinion on any insurer. This page may contain inadvertent errors.

2022 LONG-TERM CARE INSURANCE EXPERIENCE REPORTING FORM 2
By COMPANY NAME

Row Description	Premiums Earned	Incurred Claims	Cal Year of Peak Issues	PCT Male Lives Insured	Average Attained Age	NBR of Lives In-Force End of Year	NBR of Terminations	NBR of New Lives Insured
Company Name: United Security Assur Co Of PA		Company Code: 42129						
Primarily 2004 and Prior Issue Years								
1. Current (Comprehensive)	1,893	5,884	1996	0	81	1,244	161	0
2. Total Inception-to-Date (Comprehensive)	57,266	92,791	1996	0				4,631
3. Current (Institutional Only)	634	2,602	2002	0	91	460	100	0
4. Total Inception-to-Date (Institutional Only)	30,526	69,188	2002	0				14,071
5. Current (Non-Institutional Only)	57	174	2001	0	89	91	(25)	0
6. Total Inception-to-Date (Non-Institutional Only)	2,975	2,917	2001	0				2,335
7. Current (Grand Total)	2,584	8,660	2002	0	76	1,795	236	0
8. Total Inception-to-Date (Grand Total)	90,767	164,896	2002	0				21,037
Primarily 2005 to 2012 Issue Years								
9. Current (Comprehensive)	3,170	3,433	2007	0	81	1,472	192	0
10. Total Inception-to-Date (Comprehensive)	94,083	63,482	2007	0				4,914
11. Current (Institutional Only)	1,788	2,167	2003	0	85	935	109	0
12. Total Inception-to-Date (Institutional Only)	39,484	32,064	2003	0				3,960
13. Current (Non-Institutional Only)	505	278	2005	0	85	502	(55)	0
14. Total Inception-to-Date (Non-Institutional Only)	33,692	12,247	2005	0				4,625
15. Current (Grand Total)	5,463	5,878	2005	0	76	2,909	246	0
16. Total Inception-to-Date (Grand Total)	167,259	107,793	2005	0				13,499
Primarily 2013 and Later Issue Years								
17. Current (Comprehensive)	12,291	1,218	2014	0	73	4,782	211	0
18. Total Inception-to-Date (Comprehensive)	177,656	9,483	2014	0				8,317
19. Current (Institutional Only)	1,596	382	2011	1	77	664	35	0
20. Total Inception-to-Date (Institutional Only)	22,892	2,551	2011	0				1,182
21. Current (Non-Institutional Only)	279	253	2011	0	78	222	22	0
22. Total Inception-to-Date (Non-Institutional Only)	9,526	1,472	2011	0				639
23. Current (Grand Total)	14,166	1,853	2014	0	76	5,668	268	0
24. Total Inception-to-Date (Grand Total)	210,074	13,506	2014	0				10,138

CAUTION: The information contained on this page is unaudited and not a complete analysis nor is it an expression of opinion on any insurer.
This page may contain inadvertent errors.

2022 LONG-TERM CARE INSURANCE EXPERIENCE REPORTING FORM 2
By COMPANY NAME

Row Description	Premiums Earned	Incurred Claims	Cal Year of Peak Issues	PCT Male Lives Insured	Average Attained Age	NBR of Lives In-Force End of Year	NBR of Terminations	NBR of New Lives Insured
Company Name: United States Life Ins Co in the Cit		Company Code: 70106						
Primarily 2004 and Prior Issue Years								
1. Current (Comprehensive)	906	4,498	2001	0	82	291	19	0
2. Total Inception-to-Date (Comprehensive)	36,211	50,232	2001	0				989
3. Current (Institutional Only)	0	0	0	0	0	0	0	0
4. Total Inception-to-Date (Institutional Only)	0	0	0	0				0
5. Current (Non-Institutional Only)	0	0	0	0	0	0	0	0
6. Total Inception-to-Date (Non-Institutional Only)	0	0	0	0				0
7. Current (Grand Total)	906	4,498	2001	0	82	291	19	0
8. Total Inception-to-Date (Grand Total)	36,211	50,232	2001	0				989
Primarily 2005 to 2012 Issue Years								
9. Current (Comprehensive)	0	0	0	0	0	0	0	0
10. Total Inception-to-Date (Comprehensive)	0	0	0	0				0
11. Current (Institutional Only)	0	0	0	0	0	0	0	0
12. Total Inception-to-Date (Institutional Only)	0	0	0	0				0
13. Current (Non-Institutional Only)	0	0	0	0	0	0	0	0
14. Total Inception-to-Date (Non-Institutional Only)	0	0	0	0				0
15. Current (Grand Total)	0	0	0	0	0	0	0	0
16. Total Inception-to-Date (Grand Total)	0	0	0	0				0
Primarily 2013 and Later Issue Years								
17. Current (Comprehensive)	0	0	0	0	0	0	0	0
18. Total Inception-to-Date (Comprehensive)	0	0	0	0				0
19. Current (Institutional Only)	0	0	0	0	0	0	0	0
20. Total Inception-to-Date (Institutional Only)	0	0	0	0				0
21. Current (Non-Institutional Only)	0	0	0	0	0	0	0	0
22. Total Inception-to-Date (Non-Institutional Only)	0	0	0	0				0
23. Current (Grand Total)	0	0	0	0	0	0	0	0
24. Total Inception-to-Date (Grand Total)	0	0	0	0				0

CAUTION: The information contained on this page is unaudited and not a complete analysis nor is it an expression of opinion on any insurer. This page may contain inadvertent errors.

2022 LONG-TERM CARE INSURANCE EXPERIENCE REPORTING FORM 2
By COMPANY NAME

Row Description	Premiums Earned	Incurred Claims	Cal Year of Peak Issues	PCT Male Lives Insured	Average Attained Age	NBR of Lives In-Force End of Year	NBR of Terminations	NBR of New Lives Insured
Company Name: UnitedHealthcare Ins Co		Company Code: 79413						
Primarily 2004 and Prior Issue Years								
1. Current (Comprehensive)	0	0	0	0	0	0	0	0
2. Total Inception-to-Date (Comprehensive)	0	0	0	0				0
3. Current (Institutional Only)	0	0	0	0	0	0	0	0
4. Total Inception-to-Date (Institutional Only)	0	0	0	0				0
5. Current (Non-Institutional Only)	0	0	0	0	0	0	0	0
6. Total Inception-to-Date (Non-Institutional Only)	0	0	0	0				0
7. Current (Grand Total)	0	0	0	0	0	0	0	0
8. Total Inception-to-Date (Grand Total)	0	0	0	0				0
Primarily 2005 to 2012 Issue Years								
9. Current (Comprehensive)	14	0	0	55	75	11	0	0
10. Total Inception-to-Date (Comprehensive)	162	777	0	62				0
11. Current (Institutional Only)	0	0	0	0	0	0	0	0
12. Total Inception-to-Date (Institutional Only)	0	0	0	0				0
13. Current (Non-Institutional Only)	0	0	0	0	0	0	0	0
14. Total Inception-to-Date (Non-Institutional Only)	0	0	0	0				0
15. Current (Grand Total)	14	0	0	0	0	11	0	0
16. Total Inception-to-Date (Grand Total)	162	777	0	0				0
Primarily 2013 and Later Issue Years								
17. Current (Comprehensive)	0	0	0	0	0	0	0	0
18. Total Inception-to-Date (Comprehensive)	0	0	0	0				0
19. Current (Institutional Only)	0	0	0	0	0	0	0	0
20. Total Inception-to-Date (Institutional Only)	0	0	0	0				0
21. Current (Non-Institutional Only)	0	0	0	0	0	0	0	0
22. Total Inception-to-Date (Non-Institutional Only)	0	0	0	0				0
23. Current (Grand Total)	0	0	0	0	0	0	0	0
24. Total Inception-to-Date (Grand Total)	0	0	0	0				0

CAUTION: The information contained on this page is unaudited and not a complete analysis nor is it an expression of opinion on any insurer. This page may contain inadvertent errors.

2022 LONG-TERM CARE INSURANCE EXPERIENCE REPORTING FORM 2
By COMPANY NAME

Row Description	Premiums Earned	Incurred Claims	Cal Year of Peak Issues	PCT Male Lives Insured	Average Attained Age	NBR of Lives In-Force End of Year	NBR of Terminations	NBR of New Lives Insured
Company Name: UnitedHealthcare Ins Co of the River		Company Code: 12231						
Primarily 2004 and Prior Issue Years								
1. Current (Comprehensive)	0	0	0	0	0	0	0	0
2. Total Inception-to-Date (Comprehensive)	0	0	0	0				0
3. Current (Institutional Only)	0	0	0	0	0	0	0	0
4. Total Inception-to-Date (Institutional Only)	0	0	0	0				0
5. Current (Non-Institutional Only)	0	0	0	0	0	0	0	0
6. Total Inception-to-Date (Non-Institutional Only)	0	0	0	0				0
7. Current (Grand Total)	0	0	0	0	0	0	0	0
8. Total Inception-to-Date (Grand Total)	0	0	0	0				0
Primarily 2005 to 2012 Issue Years								
9. Current (Comprehensive)	0	0	0	0	0	0	0	0
10. Total Inception-to-Date (Comprehensive)	0	0	0	0				0
11. Current (Institutional Only)	0	0	0	0	0	0	0	0
12. Total Inception-to-Date (Institutional Only)	0	0	0	0				0
13. Current (Non-Institutional Only)	0	0	0	0	0	0	0	0
14. Total Inception-to-Date (Non-Institutional Only)	0	0	0	0				0
15. Current (Grand Total)	0	0	0	0	0	0	0	0
16. Total Inception-to-Date (Grand Total)	0	0	0	0				0
Primarily 2013 and Later Issue Years								
17. Current (Comprehensive)	0	0	0	0	0	0	0	0
18. Total Inception-to-Date (Comprehensive)	0	0	0	0				0
19. Current (Institutional Only)	0	0	0	0	0	0	0	0
20. Total Inception-to-Date (Institutional Only)	0	0	0	0				0
21. Current (Non-Institutional Only)	0	0	0	0	0	0	0	0
22. Total Inception-to-Date (Non-Institutional Only)	0	0	0	0				0
23. Current (Grand Total)	0	0	0	0	0	0	0	0
24. Total Inception-to-Date (Grand Total)	0	0	0	0				0

CAUTION: The information contained on this page is unaudited and not a complete analysis nor is it an expression of opinion on any insurer. This page may contain inadvertent errors.

2022 LONG-TERM CARE INSURANCE EXPERIENCE REPORTING FORM 2
By COMPANY NAME

Row Description	Premiums Earned	Incurred Claims	Cal Year of Peak Issues	PCT Male Lives Insured	Average Attained Age	NBR of Lives In-Force End of Year	NBR of Terminations	NBR of New Lives Insured
Company Name: UnitedHealthcare of PA Inc		Company Code: 95220						
Primarily 2004 and Prior Issue Years								
1. Current (Comprehensive)	0	0	0	0	0	0	0	0
2. Total Inception-to-Date (Comprehensive)	0	0	0	0				0
3. Current (Institutional Only)	0	0	0	0	0	0	0	0
4. Total Inception-to-Date (Institutional Only)	0	0	0	0				0
5. Current (Non-Institutional Only)	0	0	0	0	0	0	0	0
6. Total Inception-to-Date (Non-Institutional Only)	0	0	0	0				0
7. Current (Grand Total)	0	0	0	0	0	0	0	0
8. Total Inception-to-Date (Grand Total)	0	0	0	0				0
Primarily 2005 to 2012 Issue Years								
9. Current (Comprehensive)	0	0	0	0	0	0	0	0
10. Total Inception-to-Date (Comprehensive)	0	0	0	0				0
11. Current (Institutional Only)	0	0	0	0	0	0	0	0
12. Total Inception-to-Date (Institutional Only)	0	0	0	0				0
13. Current (Non-Institutional Only)	0	0	0	0	0	0	0	0
14. Total Inception-to-Date (Non-Institutional Only)	0	0	0	0				0
15. Current (Grand Total)	0	0	0	0	0	0	0	0
16. Total Inception-to-Date (Grand Total)	0	0	0	0				0
Primarily 2013 and Later Issue Years								
17. Current (Comprehensive)	0	0	0	0	0	0	0	0
18. Total Inception-to-Date (Comprehensive)	0	0	0	0				0
19. Current (Institutional Only)	0	0	0	0	0	0	0	0
20. Total Inception-to-Date (Institutional Only)	0	0	0	0				0
21. Current (Non-Institutional Only)	0	0	0	0	0	0	0	0
22. Total Inception-to-Date (Non-Institutional Only)	0	0	0	0				0
23. Current (Grand Total)	0	0	0	0	0	0	0	0
24. Total Inception-to-Date (Grand Total)	0	0	0	0				0

CAUTION: The information contained on this page is unaudited and not a complete analysis nor is it an expression of opinion on any insurer. This page may contain inadvertent errors.

2022 LONG-TERM CARE INSURANCE EXPERIENCE REPORTING FORM 2
By COMPANY NAME

Row Description	Premiums Earned	Incurred Claims	Cal Year of Peak Issues	PCT Male Lives Insured	Average Attained Age	NBR of Lives In-Force End of Year	NBR of Terminations	NBR of New Lives Insured
Company Name: Unum Life Ins Co Of Amer		Company Code: 62235						
Primarily 2004 and Prior Issue Years								
1. Current (Comprehensive)	181,565	581,614	2002	40	77	87,607	3,561	0
2. Total Inception-to-Date (Comprehensive)	6,204,891	5,453,328	2002	41				239,225
3. Current (Institutional Only)	0	0	0	0	0	0	0	0
4. Total Inception-to-Date (Institutional Only)	0	0	0	0				0
5. Current (Non-Institutional Only)	0	0	0	0	0	0	0	0
6. Total Inception-to-Date (Non-Institutional Only)	0	0	0	0				0
7. Current (Grand Total)	181,565	581,614	2002	40	77	87,607	3,561	0
8. Total Inception-to-Date (Grand Total)	6,204,891	5,453,328	2002	41				239,225
Primarily 2005 to 2012 Issue Years								
9. Current (Comprehensive)	3,837	11,603	2005	44	71	1,774	20	0
10. Total Inception-to-Date (Comprehensive)	40,824	33,487	2005	47				3,558
11. Current (Institutional Only)	0	0	0	0	0	0	0	0
12. Total Inception-to-Date (Institutional Only)	0	0	0	0				0
13. Current (Non-Institutional Only)	0	0	0	0	0	0	0	0
14. Total Inception-to-Date (Non-Institutional Only)	0	0	0	0				0
15. Current (Grand Total)	3,837	11,603	2005	44	71	1,774	20	0
16. Total Inception-to-Date (Grand Total)	40,824	33,487	2005	47				3,558
Primarily 2013 and Later Issue Years								
17. Current (Comprehensive)	0	0	0	0	0	0	0	0
18. Total Inception-to-Date (Comprehensive)	571	517	2013	36				14
19. Current (Institutional Only)	0	0	0	0	0	0	0	0
20. Total Inception-to-Date (Institutional Only)	0	0	0	0				0
21. Current (Non-Institutional Only)	0	0	0	0	0	0	0	0
22. Total Inception-to-Date (Non-Institutional Only)	0	0	0	0				0
23. Current (Grand Total)	0	0	0	0	0	0	0	0
24. Total Inception-to-Date (Grand Total)	571	517	2013	36				14

CAUTION: The information contained on this page is unaudited and not a complete analysis nor is it an expression of opinion on any insurer. This page may contain inadvertent errors.

2022 LONG-TERM CARE INSURANCE EXPERIENCE REPORTING FORM 2
By COMPANY NAME

Row Description	Premiums Earned	Incurred Claims	Cal Year of Peak Issues	PCT Male Lives Insured	Average Attained Age	NBR of Lives In-Force End of Year	NBR of Terminations	NBR of New Lives Insured
Company Name: US Br Sun Life Assur Co of Canada		Company Code: 80802						
Primarily 2004 and Prior Issue Years								
1. Current (Comprehensive)	0	0	0	0	0	0	0	0
2. Total Inception-to-Date (Comprehensive)	0	0	0	0				0
3. Current (Institutional Only)	0	0	0	0	0	0	0	0
4. Total Inception-to-Date (Institutional Only)	0	0	0	0				0
5. Current (Non-Institutional Only)	0	0	0	0	0	0	0	0
6. Total Inception-to-Date (Non-Institutional Only)	0	0	0	0				0
7. Current (Grand Total)	0	0	0	0	0	0	0	0
8. Total Inception-to-Date (Grand Total)	0	0	0	0				0
Primarily 2005 to 2012 Issue Years								
9. Current (Comprehensive)	0	0	0	0	0	0	0	0
10. Total Inception-to-Date (Comprehensive)	0	0	0	0				0
11. Current (Institutional Only)	0	0	0	0	0	0	0	0
12. Total Inception-to-Date (Institutional Only)	0	0	0	0				0
13. Current (Non-Institutional Only)	0	0	0	0	0	0	0	0
14. Total Inception-to-Date (Non-Institutional Only)	0	0	0	0				0
15. Current (Grand Total)	0	0	0	0	0	0	0	0
16. Total Inception-to-Date (Grand Total)	0	0	0	0				0
Primarily 2013 and Later Issue Years								
17. Current (Comprehensive)	0	0	0	0	0	0	0	0
18. Total Inception-to-Date (Comprehensive)	0	0	0	0				0
19. Current (Institutional Only)	0	0	0	0	0	0	0	0
20. Total Inception-to-Date (Institutional Only)	0	0	0	0				0
21. Current (Non-Institutional Only)	0	0	0	0	0	0	0	0
22. Total Inception-to-Date (Non-Institutional Only)	0	0	0	0				0
23. Current (Grand Total)	0	0	0	0	0	0	0	0
24. Total Inception-to-Date (Grand Total)	0	0	0	0				0

CAUTION: The information contained on this page is unaudited and not a complete analysis nor is it an expression of opinion on any insurer. This page may contain inadvertent errors.

2022 LONG-TERM CARE INSURANCE EXPERIENCE REPORTING FORM 2
By COMPANY NAME

Row Description	Premiums Earned	Incurred Claims	Cal Year of Peak Issues	PCT Male Lives Insured	Average Attained Age	NBR of Lives In-Force End of Year	NBR of Terminations	NBR of New Lives Insured
Company Name: UTIC Ins Co		Company Code: 81531						
Primarily 2004 and Prior Issue Years								
1. Current (Comprehensive)	0	0	0	0	0	0	0	0
2. Total Inception-to-Date (Comprehensive)	0	0	0	0				0
3. Current (Institutional Only)	0	0	0	0	0	0	0	0
4. Total Inception-to-Date (Institutional Only)	0	0	0	0				0
5. Current (Non-Institutional Only)	0	0	0	0	0	0	0	0
6. Total Inception-to-Date (Non-Institutional Only)	0	0	0	0				0
7. Current (Grand Total)	0	0	0	0	0	0	0	0
8. Total Inception-to-Date (Grand Total)	0	0	0	0				0
Primarily 2005 to 2012 Issue Years								
9. Current (Comprehensive)	0	0	0	0	0	0	0	0
10. Total Inception-to-Date (Comprehensive)	0	0	0	0				0
11. Current (Institutional Only)	0	0	0	0	0	0	0	0
12. Total Inception-to-Date (Institutional Only)	0	0	0	0				0
13. Current (Non-Institutional Only)	0	0	0	0	0	0	0	0
14. Total Inception-to-Date (Non-Institutional Only)	0	0	0	0				0
15. Current (Grand Total)	0	0	0	0	0	0	0	0
16. Total Inception-to-Date (Grand Total)	0	0	0	0				0
Primarily 2013 and Later Issue Years								
17. Current (Comprehensive)	0	0	0	0	0	0	0	0
18. Total Inception-to-Date (Comprehensive)	0	0	0	0				0
19. Current (Institutional Only)	0	0	0	0	0	0	0	0
20. Total Inception-to-Date (Institutional Only)	0	0	0	0				0
21. Current (Non-Institutional Only)	0	0	0	0	0	0	0	0
22. Total Inception-to-Date (Non-Institutional Only)	0	0	0	0				0
23. Current (Grand Total)	0	0	0	0	0	0	0	0
24. Total Inception-to-Date (Grand Total)	0	0	0	0				0

CAUTION: The information contained on this page is unaudited and not a complete analysis nor is it an expression of opinion on any insurer. This page may contain inadvertent errors.

2022 LONG-TERM CARE INSURANCE EXPERIENCE REPORTING FORM 2
By COMPANY NAME

Row Description	Premiums Earned	Incurred Claims	Cal Year of Peak Issues	PCT Male Lives Insured	Average Attained Age	NBR of Lives In-Force End of Year	NBR of Terminations	NBR of New Lives Insured
Company Name: Voya Retirement Ins & Ann Co		Company Code: 86509						
Primarily 2004 and Prior Issue Years								
1. Current (Comprehensive)	22	110	1988	35	91	35	3	0
2. Total Inception-to-Date (Comprehensive)	10,289	11,740	1987	42				899
3. Current (Institutional Only)	0	0	0	0	0	0	0	0
4. Total Inception-to-Date (Institutional Only)	0	0	0	0				0
5. Current (Non-Institutional Only)	0	0	0	0	0	0	0	0
6. Total Inception-to-Date (Non-Institutional Only)	0	0	0	0				0
7. Current (Grand Total)	22	110	0	0	0	35	3	0
8. Total Inception-to-Date (Grand Total)	10,289	11,740	0	0				899
Primarily 2005 to 2012 Issue Years								
9. Current (Comprehensive)	0	0	0	0	0	0	0	0
10. Total Inception-to-Date (Comprehensive)	0	0	0	0				0
11. Current (Institutional Only)	0	0	0	0	0	0	0	0
12. Total Inception-to-Date (Institutional Only)	0	0	0	0				0
13. Current (Non-Institutional Only)	0	0	0	0	0	0	0	0
14. Total Inception-to-Date (Non-Institutional Only)	0	0	0	0				0
15. Current (Grand Total)	0	0	0	0	0	0	0	0
16. Total Inception-to-Date (Grand Total)	0	0	0	0				0
Primarily 2013 and Later Issue Years								
17. Current (Comprehensive)	0	0	0	0	0	0	0	0
18. Total Inception-to-Date (Comprehensive)	0	0	0	0				0
19. Current (Institutional Only)	0	0	0	0	0	0	0	0
20. Total Inception-to-Date (Institutional Only)	0	0	0	0				0
21. Current (Non-Institutional Only)	0	0	0	0	0	0	0	0
22. Total Inception-to-Date (Non-Institutional Only)	0	0	0	0				0
23. Current (Grand Total)	0	0	0	0	0	0	0	0
24. Total Inception-to-Date (Grand Total)	0	0	0	0				0

CAUTION: The information contained on this page is unaudited and not a complete analysis nor is it an expression of opinion on any insurer. This page may contain inadvertent errors.

2022 LONG-TERM CARE INSURANCE EXPERIENCE REPORTING FORM 2
By COMPANY NAME

Row Description	Premiums Earned	Incurred Claims	Cal Year of Peak Issues	PCT Male Lives Insured	Average Attained Age	NBR of Lives In-Force End of Year	NBR of Terminations	NBR of New Lives Insured
Company Name: Washington Natl Ins Co		Company Code: 70319						
Primarily 2004 and Prior Issue Years								
1. Current (Comprehensive)	2,693	5,836	1999	28	85	1,443	168	0
2. Total Inception-to-Date (Comprehensive)	240,350	324,872	1999	34				6,124
3. Current (Institutional Only)	797	2,070	1999	26	88	469	67	0
4. Total Inception-to-Date (Institutional Only)	39,590	53,605	1996	32				3,200
5. Current (Non-Institutional Only)	464	-894	1996	17	93	650	103	0
6. Total Inception-to-Date (Non-Institutional Only)	200,479	381,990	1996	27				7,817
7. Current (Grand Total)	3,954	7,011	1996	25	88	2,562	338	0
8. Total Inception-to-Date (Grand Total)	480,419	760,468	1996	31				17,141
Primarily 2005 to 2012 Issue Years								
9. Current (Comprehensive)	208	255	2003	29	82	136	10	0
10. Total Inception-to-Date (Comprehensive)	12,339	16,609	2003	32				309
11. Current (Institutional Only)	69	2	2003	37	85	51	5	0
12. Total Inception-to-Date (Institutional Only)	2,090	2,740	2003	36				160
13. Current (Non-Institutional Only)	0	0	0	0	0	0	0	0
14. Total Inception-to-Date (Non-Institutional Only)	0	0	0	0				0
15. Current (Grand Total)	276	257	2003	31	83	187	15	0
16. Total Inception-to-Date (Grand Total)	14,430	19,349	2003	34				469
Primarily 2013 and Later Issue Years								
17. Current (Comprehensive)	0	0	0	0	0	0	0	0
18. Total Inception-to-Date (Comprehensive)	0	0	0	0				0
19. Current (Institutional Only)	0	0	0	0	0	0	0	0
20. Total Inception-to-Date (Institutional Only)	0	0	0	0				0
21. Current (Non-Institutional Only)	0	0	0	0	0	0	0	0
22. Total Inception-to-Date (Non-Institutional Only)	0	0	0	0				0
23. Current (Grand Total)	0	0	0	0	0	0	0	0
24. Total Inception-to-Date (Grand Total)	0	0	0	0				0

CAUTION: The information contained on this page is unaudited and not a complete analysis nor is it an expression of opinion on any insurer. This page may contain inadvertent errors.

2022 LONG-TERM CARE INSURANCE EXPERIENCE REPORTING FORM 2
By COMPANY NAME

Row Description	Premiums Earned	Incurred Claims	Cal Year of Peak Issues	PCT Male Lives Insured	Average Attained Age	NBR of Lives In-Force End of Year	NBR of Terminations	NBR of New Lives Insured
Company Name: Wea Ins Corp		Company Code: 72273						
Primarily 2004 and Prior Issue Years								
1. Current (Comprehensive)	0	0	0	0	0	0	0	0
2. Total Inception-to-Date (Comprehensive)	0	0	0	0				0
3. Current (Institutional Only)	0	0	0	0	0	0	0	0
4. Total Inception-to-Date (Institutional Only)	0	0	0	0				0
5. Current (Non-Institutional Only)	0	0	0	0	0	0	0	0
6. Total Inception-to-Date (Non-Institutional Only)	0	0	0	0				0
7. Current (Grand Total)	0	0	0	0	0	0	0	0
8. Total Inception-to-Date (Grand Total)	0	0	0	0				0
Primarily 2005 to 2012 Issue Years								
9. Current (Comprehensive)	117	0	2006	48	74	63	0	0
10. Total Inception-to-Date (Comprehensive)	1,964	1	2006	46				71
11. Current (Institutional Only)	0	0	0	0	0	0	0	0
12. Total Inception-to-Date (Institutional Only)	0	0	0	0				0
13. Current (Non-Institutional Only)	0	0	0	0	0	0	0	0
14. Total Inception-to-Date (Non-Institutional Only)	0	0	0	0				0
15. Current (Grand Total)	117	0	2006	48	74	63	0	0
16. Total Inception-to-Date (Grand Total)	1,964	1	2006	46				71
Primarily 2013 and Later Issue Years								
17. Current (Comprehensive)	0	0	0	0	0	0	0	0
18. Total Inception-to-Date (Comprehensive)	0	0	0	0				0
19. Current (Institutional Only)	0	0	0	0	0	0	0	0
20. Total Inception-to-Date (Institutional Only)	0	0	0	0				0
21. Current (Non-Institutional Only)	0	0	0	0	0	0	0	0
22. Total Inception-to-Date (Non-Institutional Only)	0	0	0	0				0
23. Current (Grand Total)	0	0	0	0	0	0	0	0
24. Total Inception-to-Date (Grand Total)	0	0	0	0				0

CAUTION: The information contained on this page is unaudited and not a complete analysis nor is it an expression of opinion on any insurer. This page may contain inadvertent errors.

2022 LONG-TERM CARE INSURANCE EXPERIENCE REPORTING FORM 2
By COMPANY NAME

Row Description	Premiums Earned	Incurred Claims	Cal Year of Peak Issues	PCT Male Lives Insured	Average Attained Age	NBR of Lives In-Force End of Year	NBR of Terminations	NBR of New Lives Insured
Company Name: West Coast Life Ins Co		Company Code: 70335						
Primarily 2004 and Prior Issue Years								
1. Current (Comprehensive)	1	-114	2002	67	80	2	1	0
2. Total Inception-to-Date (Comprehensive)	126	129	2002	36				14
3. Current (Institutional Only)	0	0	0	0	0	0	0	0
4. Total Inception-to-Date (Institutional Only)	0	0	0	0				0
5. Current (Non-Institutional Only)	0	0	0	0	0	0	0	0
6. Total Inception-to-Date (Non-Institutional Only)	0	0	0	0				0
7. Current (Grand Total)	1	-114	2002	67	80	2	1	0
8. Total Inception-to-Date (Grand Total)	126	129	2002	36				14
Primarily 2005 to 2012 Issue Years								
9. Current (Comprehensive)	0	0	0	0	0	0	0	0
10. Total Inception-to-Date (Comprehensive)	0	0	0	0				0
11. Current (Institutional Only)	0	0	0	0	0	0	0	0
12. Total Inception-to-Date (Institutional Only)	0	0	0	0				0
13. Current (Non-Institutional Only)	0	0	0	0	0	0	0	0
14. Total Inception-to-Date (Non-Institutional Only)	0	0	0	0				0
15. Current (Grand Total)	0	0	0	0	0	0	0	0
16. Total Inception-to-Date (Grand Total)	0	0	0	0				0
Primarily 2013 and Later Issue Years								
17. Current (Comprehensive)	0	0	0	0	0	0	0	0
18. Total Inception-to-Date (Comprehensive)	0	0	0	0				0
19. Current (Institutional Only)	0	0	0	0	0	0	0	0
20. Total Inception-to-Date (Institutional Only)	0	0	0	0				0
21. Current (Non-Institutional Only)	0	0	0	0	0	0	0	0
22. Total Inception-to-Date (Non-Institutional Only)	0	0	0	0				0
23. Current (Grand Total)	0	0	0	0	0	0	0	0
24. Total Inception-to-Date (Grand Total)	0	0	0	0				0

CAUTION: The information contained on this page is unaudited and not a complete analysis nor is it an expression of opinion on any insurer. This page may contain inadvertent errors.

2022 LONG-TERM CARE INSURANCE EXPERIENCE REPORTING FORM 2
By COMPANY NAME

Row Description	Premiums Earned	Incurred Claims	Cal Year of Peak Issues	PCT Male Lives Insured	Average Attained Age	NBR of Lives In-Force End of Year	NBR of Terminations	NBR of New Lives Insured
Company Name: Wilmington Ins Co		Company Code: 30155						
Primarily 2004 and Prior Issue Years								
1. Current (Comprehensive)	0	0	0	0	0	0	0	0
2. Total Inception-to-Date (Comprehensive)	0	0	0	0				0
3. Current (Institutional Only)	0	0	0	0	0	0	0	0
4. Total Inception-to-Date (Institutional Only)	0	0	0	0				0
5. Current (Non-Institutional Only)	0	0	0	0	0	0	0	0
6. Total Inception-to-Date (Non-Institutional Only)	0	0	0	0				0
7. Current (Grand Total)	0	0	0	0	0	0	0	0
8. Total Inception-to-Date (Grand Total)	0	0	0	0				0
Primarily 2005 to 2012 Issue Years								
9. Current (Comprehensive)	0	0	0	0	0	0	0	0
10. Total Inception-to-Date (Comprehensive)	0	0	0	0				0
11. Current (Institutional Only)	0	0	0	0	0	0	0	0
12. Total Inception-to-Date (Institutional Only)	0	0	0	0				0
13. Current (Non-Institutional Only)	0	0	0	0	0	0	0	0
14. Total Inception-to-Date (Non-Institutional Only)	0	0	0	0				0
15. Current (Grand Total)	0	0	0	0	0	0	0	0
16. Total Inception-to-Date (Grand Total)	0	0	0	0				0
Primarily 2013 and Later Issue Years								
17. Current (Comprehensive)	0	0	0	0	0	0	0	0
18. Total Inception-to-Date (Comprehensive)	3,553	0	0	0				379
19. Current (Institutional Only)	0	0	0	0	0	0	0	0
20. Total Inception-to-Date (Institutional Only)	0	0	0	0				0
21. Current (Non-Institutional Only)	0	0	0	0	0	0	0	0
22. Total Inception-to-Date (Non-Institutional Only)	0	0	0	0				0
23. Current (Grand Total)	0	0	0	0	0	0	0	0
24. Total Inception-to-Date (Grand Total)	3,553	0	0	0				379

CAUTION: The information contained on this page is unaudited and not a complete analysis nor is it an expression of opinion on any insurer. This page may contain inadvertent errors.

2022 LONG-TERM CARE INSURANCE EXPERIENCE REPORTING FORM 2
By COMPANY NAME

Row Description	Premiums Earned	Incurred Claims	Cal Year of Peak Issues	PCT Male Lives Insured	Average Attained Age	NBR of Lives In-Force End of Year	NBR of Terminations	NBR of New Lives Insured
Company Name: Wilton Reassur Co		Company Code: 66133						
Primarily 2004 and Prior Issue Years								
1. Current (Comprehensive)	0	0	0	0	0	0	0	0
2. Total Inception-to-Date (Comprehensive)	0	0	0	0				0
3. Current (Institutional Only)	0	0	0	0	0	0	0	0
4. Total Inception-to-Date (Institutional Only)	0	0	0	0				0
5. Current (Non-Institutional Only)	0	0	0	0	0	0	0	0
6. Total Inception-to-Date (Non-Institutional Only)	0	0	0	0				0
7. Current (Grand Total)	0	0	0	0	0	0	0	0
8. Total Inception-to-Date (Grand Total)	0	0	0	0				0
Primarily 2005 to 2012 Issue Years								
9. Current (Comprehensive)	0	0	0	0	0	0	0	0
10. Total Inception-to-Date (Comprehensive)	0	0	0	0				0
11. Current (Institutional Only)	0	0	0	0	0	0	0	0
12. Total Inception-to-Date (Institutional Only)	0	0	0	0				0
13. Current (Non-Institutional Only)	0	0	0	0	0	0	0	0
14. Total Inception-to-Date (Non-Institutional Only)	0	0	0	0				0
15. Current (Grand Total)	0	0	0	0	0	0	0	0
16. Total Inception-to-Date (Grand Total)	0	0	0	0				0
Primarily 2013 and Later Issue Years								
17. Current (Comprehensive)	0	0	0	0	0	0	0	0
18. Total Inception-to-Date (Comprehensive)	0	0	0	0				0
19. Current (Institutional Only)	0	0	0	0	0	0	0	0
20. Total Inception-to-Date (Institutional Only)	0	0	0	0				0
21. Current (Non-Institutional Only)	0	0	0	0	0	0	0	0
22. Total Inception-to-Date (Non-Institutional Only)	0	0	0	0				0
23. Current (Grand Total)	0	0	0	0	0	0	0	0
24. Total Inception-to-Date (Grand Total)	0	0	0	0				0

CAUTION: The information contained on this page is unaudited and not a complete analysis nor is it an expression of opinion on any insurer. This page may contain inadvertent errors.

2022 LONG-TERM CARE INSURANCE EXPERIENCE REPORTING FORM 2
By COMPANY NAME

Row Description	Premiums Earned	Incurred Claims	Cal Year of Peak Issues	PCT Male Lives Insured	Average Attained Age	NBR of Lives In-Force End of Year	NBR of Terminations	NBR of New Lives Insured
Company Name: Woodmen World Life Ins Soc		Company Code: 57320						
Primarily 2004 and Prior Issue Years								
1. Current (Comprehensive)	0	0	0	0	0	0	0	0
2. Total Inception-to-Date (Comprehensive)	0	0	0	0				0
3. Current (Institutional Only)	0	0	0	0	0	0	0	0
4. Total Inception-to-Date (Institutional Only)	0	0	0	0				0
5. Current (Non-Institutional Only)	0	0	0	0	0	0	0	0
6. Total Inception-to-Date (Non-Institutional Only)	0	0	0	0				0
7. Current (Grand Total)	0	0	0	0	0	0	0	0
8. Total Inception-to-Date (Grand Total)	0	0	0	0				0
Primarily 2005 to 2012 Issue Years								
9. Current (Comprehensive)	2,373	2,501	2003	0	75	1,531	63	0
10. Total Inception-to-Date (Comprehensive)	51,092	26,100	2002	0				4,397
11. Current (Institutional Only)	0	0	0	0	0	0	0	0
12. Total Inception-to-Date (Institutional Only)	0	0	0	0				0
13. Current (Non-Institutional Only)	0	0	0	0	0	0	0	0
14. Total Inception-to-Date (Non-Institutional Only)	0	0	0	0				0
15. Current (Grand Total)	2,373	2,501	2003	0	75	1,531	63	0
16. Total Inception-to-Date (Grand Total)	51,092	26,100	2002	0				4,397
Primarily 2013 and Later Issue Years								
17. Current (Comprehensive)	0	0	0	0	0	0	0	0
18. Total Inception-to-Date (Comprehensive)	0	0	0	0				0
19. Current (Institutional Only)	0	0	0	0	0	0	0	0
20. Total Inception-to-Date (Institutional Only)	0	0	0	0				0
21. Current (Non-Institutional Only)	0	0	0	0	0	0	0	0
22. Total Inception-to-Date (Non-Institutional Only)	0	0	0	0				0
23. Current (Grand Total)	0	0	0	0	0	0	0	0
24. Total Inception-to-Date (Grand Total)	0	0	0	0				0

CAUTION: The information contained on this page is unaudited and not a complete analysis nor is it an expression of opinion on any insurer. This page may contain inadvertent errors.

**LONG-TERM CARE INSURANCE EXPERIENCE
FORM 4**

Reporting Form 4 Nationwide-Level Reporting

Form 4 provides data on direct group long-term care (LTC) experience. Data are to be reported by base policy form. Rider forms will be reported with the base forms to which they are attached. Only summary data by reporting year is illustrated.

The current row refers to the current calendar year of reporting. The total inception-to-date would include aggregate experience data since the issuance of policies. Comprehensive policies provide a combination of institutional or facility and non-institutional coverage. This includes institutional-only policies with non-institutional riders.

The Long-Term Care Reporting forms should be filed whenever long-term care insurance (LTCI) has been sold, regardless of which annual statement has been filed. The three annual statement types are: 1) life, accident, and health; 2) property/casualty (P/C); and 3) health.

Beginning in 2019, life and fraternal companies began using the same quarterly and annual reporting forms. Additional rows and columns were added to the life financial statements to accommodate reporting of fraternal organizations, and the fraternal quarterly and annual reporting forms were retired.

For the 2022 reporting year, a total of 65 companies filed Form 4:

48	Life, Accident, and Health
5	P/C
12	Health

(Narrative taken from Explanatory Notes for the Long-Term Care Insurance Experience Reporting Forms supplemental instructions for the Annual Statement Reporting Forms. Refer to the appropriate Annual Statement Instructions for complete instructions and narrative. Company counts are derived from Annual Statement Reports filed with the NAIC for the 2022 reporting year.)

..
Above

.....
Affix Bar Code

**LONG-TERM CARE EXPERIENCE REPORTING FORM 4
DIRECT GROUP EXPERIENCE – STAND-ALONE ONLY (\$000 OMITTED)**

REPORTING YEAR 20____
(To Be Filed By April 1)

NAIC Group Code _____

NAIC Company Code _____

	1 Calendar Year of Peak Issues	2 Third Party Funding (%)	3 Average Attained Age	4 Earned Premiums	5 Incurred Claims	6 Number of Lives In Force Year End	7 Number of Terminations	8 Number of New Lives Insured
1. Current (Comprehensive).....
2. Total Inception-to-Date (Comprehensive).....	XXX	XXX	XXX
3. Current (Institutional Only).....
4. Total Inception-to-Date (Institutional Only).....	XXX	XXX	XXX
5. Current (Non-Institutional Only).....
6. Total Inception-to-Date (Non-Institutional Only)	XXX	XXX	XXX
7. Current (Grand Total)
8. Total Inception-to-Date (Grand Total)	XXX	XXX	XXX

**2022 Long-Term Care Insurance Experience Reporting - Form 4
Direct Group Experience - STAND-ALONE ONLY**

Company Number	Company Name	Row Description	Calendar Year of Peak	Third Party Funding (%)	Average Attained Age	Earned Premiums	Incurred Claims	Number of Lives In Force Year End	Number of Terminations	Number of New Lives Insured
10386	American Family Ins Co	1. Current (Comprehensive)	0	0	0	0	0	0	0	0
10386	American Family Ins Co	2. Total Inception-to-Date (Comprehensive)	0	0		0	0			0
10386	American Family Ins Co	3. Current (Institutional Only)	0	0	0	0	0	0	0	0
10386	American Family Ins Co	4. Total Inception-to-Date (Institutional Only)	0	0		0	0			0
10386	American Family Ins Co	5. Current (Non-Institutional Only)	0	0	0	0	0	0	0	0
10386	American Family Ins Co	6. Total Inception-to-Date (Non-Institutional Only)	0	0		0	0			0
10386	American Family Ins Co	7. Current (Grand Total)	0	0	0	0	0	0	0	0
10386	American Family Ins Co	8. Total Inception-to-Date (Grand Total)	0	0		0	0			0
10847	Cumis Ins Society Inc	1. Current (Comprehensive)	0	0	0	0	0	0	0	0
10847	Cumis Ins Society Inc	2. Total Inception-to-Date (Comprehensive)	0	0		0	0			0
10847	Cumis Ins Society Inc	3. Current (Institutional Only)	0	0	0	0	0	0	0	0
10847	Cumis Ins Society Inc	4. Total Inception-to-Date (Institutional Only)	0	0		0	0			0
10847	Cumis Ins Society Inc	5. Current (Non-Institutional Only)	0	0	0	0	0	0	0	0
10847	Cumis Ins Society Inc	6. Total Inception-to-Date (Non-Institutional Only)	0	0		0	0			0
10847	Cumis Ins Society Inc	7. Current (Grand Total)	0	0	0	0	0	0	0	0
10847	Cumis Ins Society Inc	8. Total Inception-to-Date (Grand Total)	0	0		0	0			0
11860	Copic Ins Co	1. Current (Comprehensive)	1997	0	70	367	1,554	2,937	58	0
11860	Copic Ins Co	2. Total Inception-to-Date (Comprehensive)	1997	0		67,601	13,539			10,676
11860	Copic Ins Co	3. Current (Institutional Only)	0	0	0	0	0	0	0	0
11860	Copic Ins Co	4. Total Inception-to-Date (Institutional Only)	0	0		0	0			0
11860	Copic Ins Co	5. Current (Non-Institutional Only)	0	0	0	0	0	0	0	0
11860	Copic Ins Co	6. Total Inception-to-Date (Non-Institutional Only)	0	0		0	0			0
11860	Copic Ins Co	7. Current (Grand Total)	1997	0	70	367	1,554	2,937	58	0
11860	Copic Ins Co	8. Total Inception-to-Date (Grand Total)	1997	0		67,601	13,539			10,676
12231	UnitedHealthcare Ins Co of the River	1. Current (Comprehensive)	0	0	0	0	0	0	0	0
12231	UnitedHealthcare Ins Co of the River	2. Total Inception-to-Date (Comprehensive)	0	0		0	0			0
12231	UnitedHealthcare Ins Co of the River	3. Current (Institutional Only)	0	0	0	0	0	0	0	0
12231	UnitedHealthcare Ins Co of the River	4. Total Inception-to-Date (Institutional Only)	0	0		0	0			0
12231	UnitedHealthcare Ins Co of the River	5. Current (Non-Institutional Only)	0	0	0	0	0	0	0	0
12231	UnitedHealthcare Ins Co of the River	6. Total Inception-to-Date (Non-Institutional Only)	0	0		0	0			0
12231	UnitedHealthcare Ins Co of the River	7. Current (Grand Total)	0	0	0	0	0	0	0	0
12231	UnitedHealthcare Ins Co of the River	8. Total Inception-to-Date (Grand Total)	0	0		0	0			0

CAUTION: The information contained on this page is UNAUDITED and not a complete analysis nor is it an expression of opinion on any insurer. This page may contain inadvertent errors.

2022 Long-Term Care Insurance Experience Reporting - Form 4
Direct Group Experience - STAND-ALONE ONLY

Company Number	Company Name	Row Description	Calendar Year of Peak	Third Party Funding (%)	Average Attained Age	Earned Premiums	Incurred Claims	Number of Lives In Force Year End	Number of Terminations	Number of New Lives Insured
12878	Sterling Cas Ins Co	1. Current (Comprehensive)	0	0	0	0	0	0	0	0
12878	Sterling Cas Ins Co	2. Total Inception-to-Date (Comprehensive)	0	0		0	0			0
12878	Sterling Cas Ins Co	3. Current (Institutional Only)	0	0	0	0	0	0	0	0
12878	Sterling Cas Ins Co	4. Total Inception-to-Date (Institutional Only)	0	0		0	0			0
12878	Sterling Cas Ins Co	5. Current (Non-Institutional Only)	0	0	0	0	0	0	0	0
12878	Sterling Cas Ins Co	6. Total Inception-to-Date (Non-Institutional Only)	0	0		0	0			0
12878	Sterling Cas Ins Co	7. Current (Grand Total)	0	0	0	0	0	0	0	0
12878	Sterling Cas Ins Co	8. Total Inception-to-Date (Grand Total)	0	0		0	0			0
12924	UCare Hlth Inc	1. Current (Comprehensive)	0	0	0	0	0	0	0	0
12924	UCare Hlth Inc	2. Total Inception-to-Date (Comprehensive)	0	0		0	0			0
12924	UCare Hlth Inc	3. Current (Institutional Only)	0	0	0	0	0	0	0	0
12924	UCare Hlth Inc	4. Total Inception-to-Date (Institutional Only)	0	0		0	0			0
12924	UCare Hlth Inc	5. Current (Non-Institutional Only)	0	0	0	0	0	0	0	0
12924	UCare Hlth Inc	6. Total Inception-to-Date (Non-Institutional Only)	0	0		0	0			0
12924	UCare Hlth Inc	7. Current (Grand Total)	0	0	0	0	0	0	0	0
12924	UCare Hlth Inc	8. Total Inception-to-Date (Grand Total)	0	0		0	0			0
12967	MedAmerica Ins Co of FL	1. Current (Comprehensive)	1999	0	78	43	30	30	0	0
12967	MedAmerica Ins Co of FL	2. Total Inception-to-Date (Comprehensive)	1999	0		1,533	382			56
12967	MedAmerica Ins Co of FL	3. Current (Institutional Only)	0	0	0	0	0	0	0	0
12967	MedAmerica Ins Co of FL	4. Total Inception-to-Date (Institutional Only)	0	0		0	0			0
12967	MedAmerica Ins Co of FL	5. Current (Non-Institutional Only)	0	0	0	0	0	0	0	0
12967	MedAmerica Ins Co of FL	6. Total Inception-to-Date (Non-Institutional Only)	0	0		0	0			0
12967	MedAmerica Ins Co of FL	7. Current (Grand Total)	1999	0	78	43	30	30	0	0
12967	MedAmerica Ins Co of FL	8. Total Inception-to-Date (Grand Total)	1999	0		1,533	382			56
14265	Indiana Lumbermens Ins Co	1. Current (Comprehensive)	0	0	0	0	0	0	0	0
14265	Indiana Lumbermens Ins Co	2. Total Inception-to-Date (Comprehensive)	0	0		0	0			0
14265	Indiana Lumbermens Ins Co	3. Current (Institutional Only)	0	0	0	0	0	0	0	0
14265	Indiana Lumbermens Ins Co	4. Total Inception-to-Date (Institutional Only)	0	0		0	0			0
14265	Indiana Lumbermens Ins Co	5. Current (Non-Institutional Only)	0	0	0	0	0	0	0	0
14265	Indiana Lumbermens Ins Co	6. Total Inception-to-Date (Non-Institutional Only)	0	0		0	0			0
14265	Indiana Lumbermens Ins Co	7. Current (Grand Total)	0	0	0	0	0	0	0	0
14265	Indiana Lumbermens Ins Co	8. Total Inception-to-Date (Grand Total)	0	0		0	0			0

CAUTION: The information contained on this page is UNAUDITED and not a complete analysis nor is it an expression of opinion on any insurer. This page may contain inadvertent errors.

**2022 Long-Term Care Insurance Experience Reporting - Form 4
Direct Group Experience - STAND-ALONE ONLY**

Company Number	Company Name	Row Description	Calendar Year of Peak	Third Party Funding (%)	Average Attained Age	Earned Premiums	Incurred Claims	Number of Lives In Force Year End	Number of Terminations	Number of New Lives Insured
15700	Hopkins Hlth Advantage Inc	1. Current (Comprehensive)	0	0	0	0	0	0	0	0
15700	Hopkins Hlth Advantage Inc	2. Total Inception-to-Date (Comprehensive)	0	0		0	0			0
15700	Hopkins Hlth Advantage Inc	3. Current (Institutional Only)	0	0	0	0	0	0	0	0
15700	Hopkins Hlth Advantage Inc	4. Total Inception-to-Date (Institutional Only)	0	0		0	0			0
15700	Hopkins Hlth Advantage Inc	5. Current (Non-Institutional Only)	0	0	0	0	0	0	0	0
15700	Hopkins Hlth Advantage Inc	6. Total Inception-to-Date (Non-Institutional Only)	0	0		0	0			0
15700	Hopkins Hlth Advantage Inc	7. Current (Grand Total)	0	0	0	0	0	0	0	0
15700	Hopkins Hlth Advantage Inc	8. Total Inception-to-Date (Grand Total)	0	0		0	0			0
15999	BCBS of NC Senior Hlth	1. Current (Comprehensive)	0	0	0	0	0	0	0	0
15999	BCBS of NC Senior Hlth	2. Total Inception-to-Date (Comprehensive)	0	0		0	0			0
15999	BCBS of NC Senior Hlth	3. Current (Institutional Only)	0	0	0	0	0	0	0	0
15999	BCBS of NC Senior Hlth	4. Total Inception-to-Date (Institutional Only)	0	0		0	0			0
15999	BCBS of NC Senior Hlth	5. Current (Non-Institutional Only)	0	0	0	0	0	0	0	0
15999	BCBS of NC Senior Hlth	6. Total Inception-to-Date (Non-Institutional Only)	0	0		0	0			0
15999	BCBS of NC Senior Hlth	7. Current (Grand Total)	0	0	0	0	0	0	0	0
15999	BCBS of NC Senior Hlth	8. Total Inception-to-Date (Grand Total)	0	0		0	0			0
16231	Oscar Garden State Ins Corp	1. Current (Comprehensive)	0	0	0	0	0	0	0	0
16231	Oscar Garden State Ins Corp	2. Total Inception-to-Date (Comprehensive)	0	0		0	0			0
16231	Oscar Garden State Ins Corp	3. Current (Institutional Only)	0	0	0	0	0	0	0	0
16231	Oscar Garden State Ins Corp	4. Total Inception-to-Date (Institutional Only)	0	0		0	0			0
16231	Oscar Garden State Ins Corp	5. Current (Non-Institutional Only)	0	0	0	0	0	0	0	0
16231	Oscar Garden State Ins Corp	6. Total Inception-to-Date (Non-Institutional Only)	0	0		0	0			0
16231	Oscar Garden State Ins Corp	7. Current (Grand Total)	0	0	0	0	0	0	0	0
16231	Oscar Garden State Ins Corp	8. Total Inception-to-Date (Grand Total)	0	0		0	0			0
16477	ProCare Advantage LLC	1. Current (Comprehensive)	0	0	0	0	0	0	0	0
16477	ProCare Advantage LLC	2. Total Inception-to-Date (Comprehensive)	0	0		0	0			0
16477	ProCare Advantage LLC	3. Current (Institutional Only)	0	0	0	0	0	0	0	0
16477	ProCare Advantage LLC	4. Total Inception-to-Date (Institutional Only)	0	0		0	0			0
16477	ProCare Advantage LLC	5. Current (Non-Institutional Only)	0	0	0	0	0	0	0	0
16477	ProCare Advantage LLC	6. Total Inception-to-Date (Non-Institutional Only)	0	0		0	0			0
16477	ProCare Advantage LLC	7. Current (Grand Total)	0	0	0	0	0	0	0	0
16477	ProCare Advantage LLC	8. Total Inception-to-Date (Grand Total)	0	0		0	0			0

CAUTION: The information contained on this page is UNAUDITED and not a complete analysis nor is it an expression of opinion on any insurer. This page may contain inadvertent errors.

**2022 Long-Term Care Insurance Experience Reporting - Form 4
Direct Group Experience - STAND-ALONE ONLY**

Company Number	Company Name	Row Description	Calendar Year of Peak	Third Party Funding (%)	Average Attained Age	Earned Premiums	Incurred Claims	Number of Lives In Force Year End	Number of Terminations	Number of New Lives Insured
16565	Georgia Assur Inc	1. Current (Comprehensive)	0	0	0	0	0	0	0	0
16565	Georgia Assur Inc	2. Total Inception-to-Date (Comprehensive)	0	0		0	0			0
16565	Georgia Assur Inc	3. Current (Institutional Only)	0	0	0	0	0	0	0	0
16565	Georgia Assur Inc	4. Total Inception-to-Date (Institutional Only)	0	0		0	0			0
16565	Georgia Assur Inc	5. Current (Non-Institutional Only)	0	0	0	0	0	0	0	0
16565	Georgia Assur Inc	6. Total Inception-to-Date (Non-Institutional Only)	0	0		0	0			0
16565	Georgia Assur Inc	7. Current (Grand Total)	0	0	0	0	0	0	0	0
16565	Georgia Assur Inc	8. Total Inception-to-Date (Grand Total)	0	0		0	0			0
16693	Cypress Dental Ins Co of CA	1. Current (Comprehensive)	0	0	0	0	0	0	0	0
16693	Cypress Dental Ins Co of CA	2. Total Inception-to-Date (Comprehensive)	0	0		0	0			0
16693	Cypress Dental Ins Co of CA	3. Current (Institutional Only)	0	0	0	0	0	0	0	0
16693	Cypress Dental Ins Co of CA	4. Total Inception-to-Date (Institutional Only)	0	0		0	0			0
16693	Cypress Dental Ins Co of CA	5. Current (Non-Institutional Only)	0	0	0	0	0	0	0	0
16693	Cypress Dental Ins Co of CA	6. Total Inception-to-Date (Non-Institutional Only)	0	0		0	0			0
16693	Cypress Dental Ins Co of CA	7. Current (Grand Total)	0	0	0	0	0	0	0	0
16693	Cypress Dental Ins Co of CA	8. Total Inception-to-Date (Grand Total)	0	0		0	0			0
16870	Granada Ins Co	1. Current (Comprehensive)	0	0	0	0	0	0	0	0
16870	Granada Ins Co	2. Total Inception-to-Date (Comprehensive)	0	0		0	0			0
16870	Granada Ins Co	3. Current (Institutional Only)	0	0	0	0	0	0	0	0
16870	Granada Ins Co	4. Total Inception-to-Date (Institutional Only)	0	0		0	0			0
16870	Granada Ins Co	5. Current (Non-Institutional Only)	0	0	0	0	0	0	0	0
16870	Granada Ins Co	6. Total Inception-to-Date (Non-Institutional Only)	0	0		0	0			0
16870	Granada Ins Co	7. Current (Grand Total)	0	0	0	0	0	0	0	0
16870	Granada Ins Co	8. Total Inception-to-Date (Grand Total)	0	0		0	0			0
17033	Alterwood Advantage Inc	1. Current (Comprehensive)	0	0	0	0	0	0	0	0
17033	Alterwood Advantage Inc	2. Total Inception-to-Date (Comprehensive)	0	0		0	0			0
17033	Alterwood Advantage Inc	3. Current (Institutional Only)	0	0	0	0	0	0	0	0
17033	Alterwood Advantage Inc	4. Total Inception-to-Date (Institutional Only)	0	0		0	0			0
17033	Alterwood Advantage Inc	5. Current (Non-Institutional Only)	0	0	0	0	0	0	0	0
17033	Alterwood Advantage Inc	6. Total Inception-to-Date (Non-Institutional Only)	0	0		0	0			0
17033	Alterwood Advantage Inc	7. Current (Grand Total)	0	0	0	0	0	0	0	0
17033	Alterwood Advantage Inc	8. Total Inception-to-Date (Grand Total)	0	0		0	0			0

CAUTION: The information contained on this page is UNAUDITED and not a complete analysis nor is it an expression of opinion on any insurer. This page may contain inadvertent errors.

**2022 Long-Term Care Insurance Experience Reporting - Form 4
Direct Group Experience - STAND-ALONE ONLY**

Company Number	Company Name	Row Description	Calendar Year of Peak	Third Party Funding (%)	Average Attained Age	Earned Premiums	Incurred Claims	Number of Lives In Force Year End	Number of Terminations	Number of New Lives Insured
17376	UCare IA	1. Current (Comprehensive)	0	0	0	0	0	0	0	0
17376	UCare IA	2. Total Inception-to-Date (Comprehensive)	0	0		0	0			0
17376	UCare IA	3. Current (Institutional Only)	0	0	0	0	0	0	0	0
17376	UCare IA	4. Total Inception-to-Date (Institutional Only)	0	0		0	0			0
17376	UCare IA	5. Current (Non-Institutional Only)	0	0	0	0	0	0	0	0
17376	UCare IA	6. Total Inception-to-Date (Non-Institutional Only)	0	0		0	0			0
17376	UCare IA	7. Current (Grand Total)	0	0	0	0	0	0	0	0
17376	UCare IA	8. Total Inception-to-Date (Grand Total)	0	0		0	0			0
19178	Southern Guar Ins Co	1. Current (Comprehensive)	0	0	0	0	0	0	0	0
19178	Southern Guar Ins Co	2. Total Inception-to-Date (Comprehensive)	0	0		0	0			0
19178	Southern Guar Ins Co	3. Current (Institutional Only)	0	0	0	0	0	0	0	0
19178	Southern Guar Ins Co	4. Total Inception-to-Date (Institutional Only)	0	0		0	0			0
19178	Southern Guar Ins Co	5. Current (Non-Institutional Only)	0	0	0	0	0	0	0	0
19178	Southern Guar Ins Co	6. Total Inception-to-Date (Non-Institutional Only)	0	0		0	0			0
19178	Southern Guar Ins Co	7. Current (Grand Total)	0	0	0	0	0	0	0	0
19178	Southern Guar Ins Co	8. Total Inception-to-Date (Grand Total)	0	0		0	0			0
19275	American Family Mut Ins Co SI	1. Current (Comprehensive)	0	0	0	0	0	0	0	0
19275	American Family Mut Ins Co SI	2. Total Inception-to-Date (Comprehensive)	0	0		0	0			0
19275	American Family Mut Ins Co SI	3. Current (Institutional Only)	0	0	0	0	0	0	0	0
19275	American Family Mut Ins Co SI	4. Total Inception-to-Date (Institutional Only)	0	0		0	0			0
19275	American Family Mut Ins Co SI	5. Current (Non-Institutional Only)	0	0	0	0	0	0	0	0
19275	American Family Mut Ins Co SI	6. Total Inception-to-Date (Non-Institutional Only)	0	0		0	0			0
19275	American Family Mut Ins Co SI	7. Current (Grand Total)	0	0	0	0	0	0	0	0
19275	American Family Mut Ins Co SI	8. Total Inception-to-Date (Grand Total)	0	0		0	0			0
20443	Continental Cas Co	1. Current (Comprehensive)	2001	0	65	190,983	127,695	221,155	3,939	0
20443	Continental Cas Co	2. Total Inception-to-Date (Comprehensive)	2001	0		3,505,727	1,217,306			458,787
20443	Continental Cas Co	3. Current (Institutional Only)	0	0	0	0	0	0	0	0
20443	Continental Cas Co	4. Total Inception-to-Date (Institutional Only)	0	0		0	0			0
20443	Continental Cas Co	5. Current (Non-Institutional Only)	0	0	0	0	0	0	0	0
20443	Continental Cas Co	6. Total Inception-to-Date (Non-Institutional Only)	0	0		0	0			0
20443	Continental Cas Co	7. Current (Grand Total)	2001	0	65	190,983	127,695	221,155	3,939	0
20443	Continental Cas Co	8. Total Inception-to-Date (Grand Total)	2001	0		3,505,727	1,217,306			458,787

CAUTION: The information contained on this page is UNAUDITED and not a complete analysis nor is it an expression of opinion on any insurer. This page may contain inadvertent errors.

2022 Long-Term Care Insurance Experience Reporting - Form 4
Direct Group Experience - STAND-ALONE ONLY

Company Number	Company Name	Row Description	Calendar Year of Peak	Third Party Funding (%)	Average Attained Age	Earned Premiums	Incurred Claims	Number of Lives In Force Year End	Number of Terminations	Number of New Lives Insured
21075	Transverse Ins Co	1. Current (Comprehensive)	0	0	0	0	0	0	0	0
21075	Transverse Ins Co	2. Total Inception-to-Date (Comprehensive)	0	0		0	0			0
21075	Transverse Ins Co	3. Current (Institutional Only)	0	0	0	0	0	0	0	0
21075	Transverse Ins Co	4. Total Inception-to-Date (Institutional Only)	0	0		0	0			0
21075	Transverse Ins Co	5. Current (Non-Institutional Only)	0	0	0	0	0	0	0	0
21075	Transverse Ins Co	6. Total Inception-to-Date (Non-Institutional Only)	0	0		0	0			0
21075	Transverse Ins Co	7. Current (Grand Total)	0	0	0	0	0	0	0	0
21075	Transverse Ins Co	8. Total Inception-to-Date (Grand Total)	0	0		0	0			0
24988	Sentry Ins Co	1. Current (Comprehensive)	1991	0	82	980	4,402	969	71	0
24988	Sentry Ins Co	2. Total Inception-to-Date (Comprehensive)	1991	0		55,739	53,384			3,894
24988	Sentry Ins Co	3. Current (Institutional Only)	0	0	0	0	0	0	0	0
24988	Sentry Ins Co	4. Total Inception-to-Date (Institutional Only)	0	0		0	0			0
24988	Sentry Ins Co	5. Current (Non-Institutional Only)	0	0	0	0	0	0	0	0
24988	Sentry Ins Co	6. Total Inception-to-Date (Non-Institutional Only)	0	0		0	0			0
24988	Sentry Ins Co	7. Current (Grand Total)	1991	0	82	980	4,402	969	71	0
24988	Sentry Ins Co	8. Total Inception-to-Date (Grand Total)	1991	0		55,739	53,384			3,894
25178	State Farm Mut Auto Ins Co	1. Current (Comprehensive)	0	0	0	0	0	0	0	0
25178	State Farm Mut Auto Ins Co	2. Total Inception-to-Date (Comprehensive)	0	0		0	0			0
25178	State Farm Mut Auto Ins Co	3. Current (Institutional Only)	0	0	0	0	0	0	0	0
25178	State Farm Mut Auto Ins Co	4. Total Inception-to-Date (Institutional Only)	0	0		0	0			0
25178	State Farm Mut Auto Ins Co	5. Current (Non-Institutional Only)	0	0	0	0	0	0	0	0
25178	State Farm Mut Auto Ins Co	6. Total Inception-to-Date (Non-Institutional Only)	0	0		0	0			0
25178	State Farm Mut Auto Ins Co	7. Current (Grand Total)	0	0	0	0	0	0	0	0
25178	State Farm Mut Auto Ins Co	8. Total Inception-to-Date (Grand Total)	0	0		0	0			0
28207	Anthem Ins Co Inc	1. Current (Comprehensive)	1988	0	0	0	0	0	0	0
28207	Anthem Ins Co Inc	2. Total Inception-to-Date (Comprehensive)	0	0		1,045	883			0
28207	Anthem Ins Co Inc	3. Current (Institutional Only)	0	0	0	0	0	0	0	0
28207	Anthem Ins Co Inc	4. Total Inception-to-Date (Institutional Only)	0	0		0	0			0
28207	Anthem Ins Co Inc	5. Current (Non-Institutional Only)	0	0	0	0	0	0	0	0
28207	Anthem Ins Co Inc	6. Total Inception-to-Date (Non-Institutional Only)	0	0		0	0			0
28207	Anthem Ins Co Inc	7. Current (Grand Total)	0	0	0	0	0	0	0	0
28207	Anthem Ins Co Inc	8. Total Inception-to-Date (Grand Total)	0	0		1,045	883			0

CAUTION: The information contained on this page is UNAUDITED and not a complete analysis nor is it an expression of opinion on any insurer. This page may contain inadvertent errors.

**2022 Long-Term Care Insurance Experience Reporting - Form 4
Direct Group Experience - STAND-ALONE ONLY**

Company Number	Company Name	Row Description	Calendar Year of Peak	Third Party Funding (%)	Average Attained Age	Earned Premiums	Incurred Claims	Number of Lives In Force Year End	Number of Terminations	Number of New Lives Insured
30155	Wilmington Ins Co	1. Current (Comprehensive)	0	0	0	0	0	0	0	0
30155	Wilmington Ins Co	2. Total Inception-to-Date (Comprehensive)	0	0		0	0			0
30155	Wilmington Ins Co	3. Current (Institutional Only)	0	0	0	0	0	0	0	0
30155	Wilmington Ins Co	4. Total Inception-to-Date (Institutional Only)	0	0		0	0			0
30155	Wilmington Ins Co	5. Current (Non-Institutional Only)	0	0	0	0	0	0	0	0
30155	Wilmington Ins Co	6. Total Inception-to-Date (Non-Institutional Only)	0	0		0	0			0
30155	Wilmington Ins Co	7. Current (Grand Total)	0	0	0	0	0	0	0	0
30155	Wilmington Ins Co	8. Total Inception-to-Date (Grand Total)	0	0		0	0			0
30953	Chubb Ins Co of PR	1. Current (Comprehensive)	0	0	0	0	0	0	0	0
30953	Chubb Ins Co of PR	2. Total Inception-to-Date (Comprehensive)	0	0		0	0			0
30953	Chubb Ins Co of PR	3. Current (Institutional Only)	0	0	0	0	0	0	0	0
30953	Chubb Ins Co of PR	4. Total Inception-to-Date (Institutional Only)	0	0		0	0			0
30953	Chubb Ins Co of PR	5. Current (Non-Institutional Only)	0	0	0	0	0	0	0	0
30953	Chubb Ins Co of PR	6. Total Inception-to-Date (Non-Institutional Only)	0	0		0	0			0
30953	Chubb Ins Co of PR	7. Current (Grand Total)	0	0	0	0	0	0	0	0
30953	Chubb Ins Co of PR	8. Total Inception-to-Date (Grand Total)	0	0		0	0			0
31119	Medico Ins Co	1. Current (Comprehensive)	0	0	0	0	0	0	0	0
31119	Medico Ins Co	2. Total Inception-to-Date (Comprehensive)	0	0		0	0			0
31119	Medico Ins Co	3. Current (Institutional Only)	0	0	0	0	0	0	0	0
31119	Medico Ins Co	4. Total Inception-to-Date (Institutional Only)	0	0		0	0			0
31119	Medico Ins Co	5. Current (Non-Institutional Only)	0	0	0	0	0	0	0	0
31119	Medico Ins Co	6. Total Inception-to-Date (Non-Institutional Only)	0	0		0	0			0
31119	Medico Ins Co	7. Current (Grand Total)	0	0	0	0	0	0	0	0
31119	Medico Ins Co	8. Total Inception-to-Date (Grand Total)	0	0		0	0			0
31674	AIG Ins Co PR	1. Current (Comprehensive)	0	0	0	0	0	0	0	0
31674	AIG Ins Co PR	2. Total Inception-to-Date (Comprehensive)	0	0		0	0			0
31674	AIG Ins Co PR	3. Current (Institutional Only)	0	0	0	0	0	0	0	0
31674	AIG Ins Co PR	4. Total Inception-to-Date (Institutional Only)	0	0		0	0			0
31674	AIG Ins Co PR	5. Current (Non-Institutional Only)	0	0	0	0	0	0	0	0
31674	AIG Ins Co PR	6. Total Inception-to-Date (Non-Institutional Only)	0	0		0	0			0
31674	AIG Ins Co PR	7. Current (Grand Total)	0	0	0	0	0	0	0	0
31674	AIG Ins Co PR	8. Total Inception-to-Date (Grand Total)	0	0		0	0			0

CAUTION: The information contained on this page is UNAUDITED and not a complete analysis nor is it an expression of opinion on any insurer. This page may contain inadvertent errors.

2022 Long-Term Care Insurance Experience Reporting - Form 4
Direct Group Experience - STAND-ALONE ONLY

Company Number	Company Name	Row Description	Calendar Year of Peak	Third Party Funding (%)	Average Attained Age	Earned Premiums	Incurred Claims	Number of Lives In Force Year End	Number of Terminations	Number of New Lives Insured
32069	Patriot Ins Co	1. Current (Comprehensive)	0	0	0	0	0	0	0	0
32069	Patriot Ins Co	2. Total Inception-to-Date (Comprehensive)	0	0		0	0			0
32069	Patriot Ins Co	3. Current (Institutional Only)	0	0	0	0	0	0	0	0
32069	Patriot Ins Co	4. Total Inception-to-Date (Institutional Only)	0	0		0	0			0
32069	Patriot Ins Co	5. Current (Non-Institutional Only)	0	0	0	0	0	0	0	0
32069	Patriot Ins Co	6. Total Inception-to-Date (Non-Institutional Only)	0	0		0	0			0
32069	Patriot Ins Co	7. Current (Grand Total)	0	0	0	0	0	0	0	0
32069	Patriot Ins Co	8. Total Inception-to-Date (Grand Total)	0	0		0	0			0
35599	Highmark Cas Ins Co	1. Current (Comprehensive)	0	0	0	0	0	0	0	0
35599	Highmark Cas Ins Co	2. Total Inception-to-Date (Comprehensive)	0	0		0	0			0
35599	Highmark Cas Ins Co	3. Current (Institutional Only)	0	0	0	0	0	0	0	0
35599	Highmark Cas Ins Co	4. Total Inception-to-Date (Institutional Only)	0	0		0	0			0
35599	Highmark Cas Ins Co	5. Current (Non-Institutional Only)	0	0	0	0	0	0	0	0
35599	Highmark Cas Ins Co	6. Total Inception-to-Date (Non-Institutional Only)	0	0		0	0			0
35599	Highmark Cas Ins Co	7. Current (Grand Total)	0	0	0	0	0	0	0	0
35599	Highmark Cas Ins Co	8. Total Inception-to-Date (Grand Total)	0	0		0	0			0
35963	AF&L Ins Co	1. Current (Comprehensive)	0	0	0	0	0	0	0	0
35963	AF&L Ins Co	2. Total Inception-to-Date (Comprehensive)	0	0		0	0			0
35963	AF&L Ins Co	3. Current (Institutional Only)	0	0	0	0	0	0	0	0
35963	AF&L Ins Co	4. Total Inception-to-Date (Institutional Only)	0	0		0	0			0
35963	AF&L Ins Co	5. Current (Non-Institutional Only)	0	0	0	0	0	0	0	0
35963	AF&L Ins Co	6. Total Inception-to-Date (Non-Institutional Only)	0	0		0	0			0
35963	AF&L Ins Co	7. Current (Grand Total)	0	0	0	0	0	0	0	0
35963	AF&L Ins Co	8. Total Inception-to-Date (Grand Total)	0	0		0	0			0
38245	BCS Ins Co	1. Current (Comprehensive)	2004	0	66	70	141	124	4	0
38245	BCS Ins Co	2. Total Inception-to-Date (Comprehensive)	2004	44		3,819	1,477			575
38245	BCS Ins Co	3. Current (Institutional Only)	0	0	0	0	0	0	0	0
38245	BCS Ins Co	4. Total Inception-to-Date (Institutional Only)	0	0		0	0			0
38245	BCS Ins Co	5. Current (Non-Institutional Only)	0	0	0	0	0	0	0	0
38245	BCS Ins Co	6. Total Inception-to-Date (Non-Institutional Only)	0	0		0	0			0
38245	BCS Ins Co	7. Current (Grand Total)	2004	0	66	70	141	124	4	0
38245	BCS Ins Co	8. Total Inception-to-Date (Grand Total)	2004	44		3,819	1,477			575

CAUTION: The information contained on this page is UNAUDITED and not a complete analysis nor is it an expression of opinion on any insurer. This page may contain inadvertent errors.

2022 Long-Term Care Insurance Experience Reporting - Form 4
Direct Group Experience - STAND-ALONE ONLY

Company Number	Company Name	Row Description	Calendar Year of Peak	Third Party Funding (%)	Average Attained Age	Earned Premiums	Incurred Claims	Number of Lives In Force Year End	Number of Terminations	Number of New Lives Insured
38520	BCBS Of SC Inc	1. Current (Comprehensive)	0	0	0	0	0	0	0	0
38520	BCBS Of SC Inc	2. Total Inception-to-Date (Comprehensive)	0	0		0	0			0
38520	BCBS Of SC Inc	3. Current (Institutional Only)	0	0	0	0	0	0	0	0
38520	BCBS Of SC Inc	4. Total Inception-to-Date (Institutional Only)	0	0		0	0			0
38520	BCBS Of SC Inc	5. Current (Non-Institutional Only)	0	0	0	0	0	0	0	0
38520	BCBS Of SC Inc	6. Total Inception-to-Date (Non-Institutional Only)	0	0		0	0			0
38520	BCBS Of SC Inc	7. Current (Grand Total)	0	0	0	0	0	0	0	0
38520	BCBS Of SC Inc	8. Total Inception-to-Date (Grand Total)	0	0		0	0			0
38873	TRM Specialty Ins Co	1. Current (Comprehensive)	0	0	0	0	0	0	0	0
38873	TRM Specialty Ins Co	2. Total Inception-to-Date (Comprehensive)	0	0		0	0			0
38873	TRM Specialty Ins Co	3. Current (Institutional Only)	0	0	0	0	0	0	0	0
38873	TRM Specialty Ins Co	4. Total Inception-to-Date (Institutional Only)	0	0		0	0			0
38873	TRM Specialty Ins Co	5. Current (Non-Institutional Only)	0	0	0	0	0	0	0	0
38873	TRM Specialty Ins Co	6. Total Inception-to-Date (Non-Institutional Only)	0	0		0	0			0
38873	TRM Specialty Ins Co	7. Current (Grand Total)	0	0	0	0	0	0	0	0
38873	TRM Specialty Ins Co	8. Total Inception-to-Date (Grand Total)	0	0		0	0			0
38962	Genesis Ins Co	1. Current (Comprehensive)	2000	0	74	42,273	(168,297)	58	0	0
38962	Genesis Ins Co	2. Total Inception-to-Date (Comprehensive)	2000	0		42,273	2,419,109			0
38962	Genesis Ins Co	3. Current (Institutional Only)	0	0	0	0	0	0	0	0
38962	Genesis Ins Co	4. Total Inception-to-Date (Institutional Only)	0	0		0	0			0
38962	Genesis Ins Co	5. Current (Non-Institutional Only)	0	0	0	0	0	0	0	0
38962	Genesis Ins Co	6. Total Inception-to-Date (Non-Institutional Only)	0	0		0	0			0
38962	Genesis Ins Co	7. Current (Grand Total)	2000	0	74	42,273	(168,297)	58	0	0
38962	Genesis Ins Co	8. Total Inception-to-Date (Grand Total)	2000	0		42,273	2,419,109			0
39217	QBE Ins Corp	1. Current (Comprehensive)	0	0	0	0	0	0	0	0
39217	QBE Ins Corp	2. Total Inception-to-Date (Comprehensive)	0	0		0	0			0
39217	QBE Ins Corp	3. Current (Institutional Only)	0	0	0	0	0	0	0	0
39217	QBE Ins Corp	4. Total Inception-to-Date (Institutional Only)	0	0		0	0			0
39217	QBE Ins Corp	5. Current (Non-Institutional Only)	0	0	0	0	0	0	0	0
39217	QBE Ins Corp	6. Total Inception-to-Date (Non-Institutional Only)	0	0		0	0			0
39217	QBE Ins Corp	7. Current (Grand Total)	0	0	0	0	0	0	0	0
39217	QBE Ins Corp	8. Total Inception-to-Date (Grand Total)	0	0		0	0			0

CAUTION: The information contained on this page is UNAUDITED and not a complete analysis nor is it an expression of opinion on any insurer. This page may contain inadvertent errors.

2022 Long-Term Care Insurance Experience Reporting - Form 4
Direct Group Experience - STAND-ALONE ONLY

Company Number	Company Name	Row Description	Calendar Year of Peak	Third Party Funding (%)	Average Attained Age	Earned Premiums	Incurred Claims	Number of Lives In Force Year End	Number of Terminations	Number of New Lives Insured
41807	Transverse Specialty Ins Co	1. Current (Comprehensive)	0	0	0	0	0	0	0	0
41807	Transverse Specialty Ins Co	2. Total Inception-to-Date (Comprehensive)	0	0		0	0			0
41807	Transverse Specialty Ins Co	3. Current (Institutional Only)	0	0	0	0	0	0	0	0
41807	Transverse Specialty Ins Co	4. Total Inception-to-Date (Institutional Only)	0	0		0	0			0
41807	Transverse Specialty Ins Co	5. Current (Non-Institutional Only)	0	0	0	0	0	0	0	0
41807	Transverse Specialty Ins Co	6. Total Inception-to-Date (Non-Institutional Only)	0	0		0	0			0
41807	Transverse Specialty Ins Co	7. Current (Grand Total)	0	0	0	0	0	0	0	0
41807	Transverse Specialty Ins Co	8. Total Inception-to-Date (Grand Total)	0	0		0	0			0
42129	United Security Assur Co Of PA	1. Current (Comprehensive)	0	0	0	0	0	0	0	0
42129	United Security Assur Co Of PA	2. Total Inception-to-Date (Comprehensive)	0	0		0	0			0
42129	United Security Assur Co Of PA	3. Current (Institutional Only)	1988	0	0	1	0	0	1	0
42129	United Security Assur Co Of PA	4. Total Inception-to-Date (Institutional Only)	1988	0		3,698	1,073,737			1,414
42129	United Security Assur Co Of PA	5. Current (Non-Institutional Only)	0	0	0	0	0	0	0	0
42129	United Security Assur Co Of PA	6. Total Inception-to-Date (Non-Institutional Only)	0	0		0	0			0
42129	United Security Assur Co Of PA	7. Current (Grand Total)	1988	0	0	1	0	0	1	0
42129	United Security Assur Co Of PA	8. Total Inception-to-Date (Grand Total)	1988	0		3,698	1,073,737			1,414
47049	Community Hlth Plan of WA	1. Current (Comprehensive)	0	0	0	0	0	0	0	0
47049	Community Hlth Plan of WA	2. Total Inception-to-Date (Comprehensive)	0	0		0	0			0
47049	Community Hlth Plan of WA	3. Current (Institutional Only)	0	0	0	0	0	0	0	0
47049	Community Hlth Plan of WA	4. Total Inception-to-Date (Institutional Only)	0	0		0	0			0
47049	Community Hlth Plan of WA	5. Current (Non-Institutional Only)	0	0	0	0	0	0	0	0
47049	Community Hlth Plan of WA	6. Total Inception-to-Date (Non-Institutional Only)	0	0		0	0			0
47049	Community Hlth Plan of WA	7. Current (Grand Total)	0	0	0	0	0	0	0	0
47049	Community Hlth Plan of WA	8. Total Inception-to-Date (Grand Total)	0	0		0	0			0
47058	Carefirst of MD Inc	1. Current (Comprehensive)	1992	0	88	25	282	38	2	0
47058	Carefirst of MD Inc	2. Total Inception-to-Date (Comprehensive)	1992	0		6,324	6,595			508
47058	Carefirst of MD Inc	3. Current (Institutional Only)	0	0	0	0	0	0	0	0
47058	Carefirst of MD Inc	4. Total Inception-to-Date (Institutional Only)	0	0		0	0			0
47058	Carefirst of MD Inc	5. Current (Non-Institutional Only)	0	0	0	0	0	0	0	0
47058	Carefirst of MD Inc	6. Total Inception-to-Date (Non-Institutional Only)	0	0		0	0			0
47058	Carefirst of MD Inc	7. Current (Grand Total)	1992	0	88	25	282	38	2	0
47058	Carefirst of MD Inc	8. Total Inception-to-Date (Grand Total)	1992	0		6,324	6,595			508

CAUTION: The information contained on this page is UNAUDITED and not a complete analysis nor is it an expression of opinion on any insurer. This page may contain inadvertent errors.

2022 Long-Term Care Insurance Experience Reporting - Form 4
Direct Group Experience - STAND-ALONE ONLY

Company Number	Company Name	Row Description	Calendar Year of Peak	Third Party Funding (%)	Average Attained Age	Earned Premiums	Incurred Claims	Number of Lives In Force Year End	Number of Terminations	Number of New Lives Insured
47171	BCBS of KC	1. Current (Comprehensive)	0	0	0	0	0	0	0	0
47171	BCBS of KC	2. Total Inception-to-Date (Comprehensive)	0	0		0	0			0
47171	BCBS of KC	3. Current (Institutional Only)	0	0	0	0	0	0	0	0
47171	BCBS of KC	4. Total Inception-to-Date (Institutional Only)	0	0		0	0			0
47171	BCBS of KC	5. Current (Non-Institutional Only)	0	0	0	0	0	0	0	0
47171	BCBS of KC	6. Total Inception-to-Date (Non-Institutional Only)	0	0		0	0			0
47171	BCBS of KC	7. Current (Grand Total)	0	0	0	0	0	0	0	0
47171	BCBS of KC	8. Total Inception-to-Date (Grand Total)	0	0		0	0			0
47570	Premera Blue Cross	1. Current (Comprehensive)	2003	0	70	1,848	2,421	965	13	0
47570	Premera Blue Cross	2. Total Inception-to-Date (Comprehensive)	2003	0		35,112	11,388			1,629
47570	Premera Blue Cross	3. Current (Institutional Only)	0	0	0	0	0	0	0	0
47570	Premera Blue Cross	4. Total Inception-to-Date (Institutional Only)	0	0		0	0			0
47570	Premera Blue Cross	5. Current (Non-Institutional Only)	0	0	0	0	0	0	0	0
47570	Premera Blue Cross	6. Total Inception-to-Date (Non-Institutional Only)	0	0		0	0			0
47570	Premera Blue Cross	7. Current (Grand Total)	2003	0	70	1,848	2,421	965	13	0
47570	Premera Blue Cross	8. Total Inception-to-Date (Grand Total)	2003	0		35,112	11,388			1,629
53007	Group Hospitalization & Med Svcs	1. Current (Comprehensive)	1998	0	74	14	259	33	1	0
53007	Group Hospitalization & Med Svcs	2. Total Inception-to-Date (Comprehensive)	1998	0		3,238	3,650			485
53007	Group Hospitalization & Med Svcs	3. Current (Institutional Only)	0	0	0	0	0	0	0	0
53007	Group Hospitalization & Med Svcs	4. Total Inception-to-Date (Institutional Only)	0	0		0	0			0
53007	Group Hospitalization & Med Svcs	5. Current (Non-Institutional Only)	0	0	0	0	0	0	0	0
53007	Group Hospitalization & Med Svcs	6. Total Inception-to-Date (Non-Institutional Only)	0	0		0	0			0
53007	Group Hospitalization & Med Svcs	7. Current (Grand Total)	1998	0	74	14	259	33	1	0
53007	Group Hospitalization & Med Svcs	8. Total Inception-to-Date (Grand Total)	1998	0		3,238	3,650			485
53287	Highmark BCBSD Inc	1. Current (Comprehensive)	0	0	0	0	0	0	0	0
53287	Highmark BCBSD Inc	2. Total Inception-to-Date (Comprehensive)	0	0		0	0			0
53287	Highmark BCBSD Inc	3. Current (Institutional Only)	0	0	0	0	0	0	0	0
53287	Highmark BCBSD Inc	4. Total Inception-to-Date (Institutional Only)	0	0		0	0			0
53287	Highmark BCBSD Inc	5. Current (Non-Institutional Only)	0	0	0	0	0	0	0	0
53287	Highmark BCBSD Inc	6. Total Inception-to-Date (Non-Institutional Only)	0	0		0	0			0
53287	Highmark BCBSD Inc	7. Current (Grand Total)	0	0	0	0	0	0	0	0
53287	Highmark BCBSD Inc	8. Total Inception-to-Date (Grand Total)	0	0		0	0			0

CAUTION: The information contained on this page is UNAUDITED and not a complete analysis nor is it an expression of opinion on any insurer. This page may contain inadvertent errors.

2022 Long-Term Care Insurance Experience Reporting - Form 4
Direct Group Experience - STAND-ALONE ONLY

Company Number	Company Name	Row Description	Calendar Year of Peak	Third Party Funding (%)	Average Attained Age	Earned Premiums	Incurred Claims	Number of Lives In Force Year End	Number of Terminations	Number of New Lives Insured
54003	BCBS of WI	1. Current (Comprehensive)	0	0	0	0	0	0	0	0
54003	BCBS of WI	2. Total Inception-to-Date (Comprehensive)	0	0		0	0			0
54003	BCBS of WI	3. Current (Institutional Only)	0	0	0	0	0	0	0	0
54003	BCBS of WI	4. Total Inception-to-Date (Institutional Only)	0	0		0	0			0
54003	BCBS of WI	5. Current (Non-Institutional Only)	0	0	0	0	0	0	0	0
54003	BCBS of WI	6. Total Inception-to-Date (Non-Institutional Only)	0	0		0	0			0
54003	BCBS of WI	7. Current (Grand Total)	0	0	0	0	0	0	0	0
54003	BCBS of WI	8. Total Inception-to-Date (Grand Total)	0	0		0	0			0
54550	Regence BCBS of UT	1. Current (Comprehensive)	2001	0	56	0	0	3	0	0
54550	Regence BCBS of UT	2. Total Inception-to-Date (Comprehensive)	2001	0		21	0			5
54550	Regence BCBS of UT	3. Current (Institutional Only)	0	0	0	0	0	0	0	0
54550	Regence BCBS of UT	4. Total Inception-to-Date (Institutional Only)	0	0		0	0			0
54550	Regence BCBS of UT	5. Current (Non-Institutional Only)	0	0	0	0	0	0	0	0
54550	Regence BCBS of UT	6. Total Inception-to-Date (Non-Institutional Only)	0	0		0	0			0
54550	Regence BCBS of UT	7. Current (Grand Total)	2001	0	56	0	0	3	0	0
54550	Regence BCBS of UT	8. Total Inception-to-Date (Grand Total)	2001	0		21	0			5
54631	BCBS of NC Inc	1. Current (Comprehensive)	2002	0	67	16	33	32	0	0
54631	BCBS of NC Inc	2. Total Inception-to-Date (Comprehensive)	2002	0		475	52			46
54631	BCBS of NC Inc	3. Current (Institutional Only)	0	0	0	0	0	0	0	0
54631	BCBS of NC Inc	4. Total Inception-to-Date (Institutional Only)	0	0		0	0			0
54631	BCBS of NC Inc	5. Current (Non-Institutional Only)	0	0	0	0	0	0	0	0
54631	BCBS of NC Inc	6. Total Inception-to-Date (Non-Institutional Only)	0	0		0	0			0
54631	BCBS of NC Inc	7. Current (Grand Total)	2002	0	0	16	33	32	0	0
54631	BCBS of NC Inc	8. Total Inception-to-Date (Grand Total)	2002	0		475	52			46
54704	Independence Hospital Ind Plan Inc	1. Current (Comprehensive)	0	0	0	0	0	0	0	0
54704	Independence Hospital Ind Plan Inc	2. Total Inception-to-Date (Comprehensive)	0	0		0	0			0
54704	Independence Hospital Ind Plan Inc	3. Current (Institutional Only)	0	0	0	0	0	0	0	0
54704	Independence Hospital Ind Plan Inc	4. Total Inception-to-Date (Institutional Only)	0	0		0	0			0
54704	Independence Hospital Ind Plan Inc	5. Current (Non-Institutional Only)	0	0	0	0	0	0	0	0
54704	Independence Hospital Ind Plan Inc	6. Total Inception-to-Date (Non-Institutional Only)	0	0		0	0			0
54704	Independence Hospital Ind Plan Inc	7. Current (Grand Total)	0	0	0	0	0	0	0	0
54704	Independence Hospital Ind Plan Inc	8. Total Inception-to-Date (Grand Total)	0	0		0	0			0

CAUTION: The information contained on this page is UNAUDITED and not a complete analysis nor is it an expression of opinion on any insurer. This page may contain inadvertent errors.

**2022 Long-Term Care Insurance Experience Reporting - Form 4
Direct Group Experience - STAND-ALONE ONLY**

Company Number	Company Name	Row Description	Calendar Year of Peak	Third Party Funding (%)	Average Attained Age	Earned Premiums	Incurred Claims	Number of Lives In Force Year End	Number of Terminations	Number of New Lives Insured
54771	Highmark Inc	1. Current (Comprehensive)	2002	0	65	6	0	12	0	0
54771	Highmark Inc	2. Total Inception-to-Date (Comprehensive)	2002	0		155	0			19
54771	Highmark Inc	3. Current (Institutional Only)	0	0	0	0	0	0	0	0
54771	Highmark Inc	4. Total Inception-to-Date (Institutional Only)	0	0		0	0			0
54771	Highmark Inc	5. Current (Non-Institutional Only)	0	0	0	0	0	0	0	0
54771	Highmark Inc	6. Total Inception-to-Date (Non-Institutional Only)	0	0		0	0			0
54771	Highmark Inc	7. Current (Grand Total)	0	0	0	6	0	12	0	0
54771	Highmark Inc	8. Total Inception-to-Date (Grand Total)	0	0		155	0			19
54933	Regence BCBS of OR	1. Current (Comprehensive)	0	0	0	0	0	0	0	0
54933	Regence BCBS of OR	2. Total Inception-to-Date (Comprehensive)	0	0		0	0			0
54933	Regence BCBS of OR	3. Current (Institutional Only)	0	0	0	0	0	0	0	0
54933	Regence BCBS of OR	4. Total Inception-to-Date (Institutional Only)	0	0		0	0			0
54933	Regence BCBS of OR	5. Current (Non-Institutional Only)	0	0	0	0	0	0	0	0
54933	Regence BCBS of OR	6. Total Inception-to-Date (Non-Institutional Only)	0	0		0	0			0
54933	Regence BCBS of OR	7. Current (Grand Total)	0	0	0	0	0	0	0	0
54933	Regence BCBS of OR	8. Total Inception-to-Date (Grand Total)	0	0		0	0			0
55026	BCBSM Inc	1. Current (Comprehensive)	2000	0	72	2,079	2,539	1,057	20	0
55026	BCBSM Inc	2. Total Inception-to-Date (Comprehensive)	0	0		28,937	37,640			1,158
55026	BCBSM Inc	3. Current (Institutional Only)	0	0	0	0	0	0	0	0
55026	BCBSM Inc	4. Total Inception-to-Date (Institutional Only)	0	0		0	0			0
55026	BCBSM Inc	5. Current (Non-Institutional Only)	0	0	0	0	0	0	0	0
55026	BCBSM Inc	6. Total Inception-to-Date (Non-Institutional Only)	0	0		0	0			0
55026	BCBSM Inc	7. Current (Grand Total)	0	0	0	2,079	2,539	1,057	20	0
55026	BCBSM Inc	8. Total Inception-to-Date (Grand Total)	0	0		28,937	37,640			1,158
55433	BCBS of AL	1. Current (Comprehensive)	2004	23	67	7,172	4,504	3,891	108	0
55433	BCBS of AL	2. Total Inception-to-Date (Comprehensive)	2008	30		127,012	23,074			8,248
55433	BCBS of AL	3. Current (Institutional Only)	2008	23	63	94	13	66	1	0
55433	BCBS of AL	4. Total Inception-to-Date (Institutional Only)	2008	30		1,295	13			97
55433	BCBS of AL	5. Current (Non-Institutional Only)	0	0	0	0	0	0	0	0
55433	BCBS of AL	6. Total Inception-to-Date (Non-Institutional Only)	0	0		0	0			0
55433	BCBS of AL	7. Current (Grand Total)	2004	23	67	7,266	4,517	3,957	109	0
55433	BCBS of AL	8. Total Inception-to-Date (Grand Total)	2008	30		128,307	23,087			8,345

CAUTION: The information contained on this page is UNAUDITED and not a complete analysis nor is it an expression of opinion on any insurer. This page may contain inadvertent errors.

2022 Long-Term Care Insurance Experience Reporting - Form 4
Direct Group Experience - STAND-ALONE ONLY

Company Number	Company Name	Row Description	Calendar Year of Peak	Third Party Funding (%)	Average Attained Age	Earned Premiums	Incurred Claims	Number of Lives In Force Year End	Number of Terminations	Number of New Lives Insured
55891	BCBS of ND	1. Current (Comprehensive)	2003	0	65	21	45	298	13	0
55891	BCBS of ND	2. Total Inception-to-Date (Comprehensive)	2002	0		4,632	931			527
55891	BCBS of ND	3. Current (Institutional Only)	0	0	0	0	0	0	6	0
55891	BCBS of ND	4. Total Inception-to-Date (Institutional Only)	0	0		0	0			0
55891	BCBS of ND	5. Current (Non-Institutional Only)	0	0	0	0	0	0	1	0
55891	BCBS of ND	6. Total Inception-to-Date (Non-Institutional Only)	0	0		0	0			0
55891	BCBS of ND	7. Current (Grand Total)	2003	0	65	21	45	298	20	0
55891	BCBS of ND	8. Total Inception-to-Date (Grand Total)	2002	0		4,632	931			527
56014	Thrivent Financial For Lutherans	1. Current (Comprehensive)	0	0	0	0	0	0	0	0
56014	Thrivent Financial For Lutherans	2. Total Inception-to-Date (Comprehensive)	0	0		0	0			0
56014	Thrivent Financial For Lutherans	3. Current (Institutional Only)	0	0	0	0	0	0	0	0
56014	Thrivent Financial For Lutherans	4. Total Inception-to-Date (Institutional Only)	0	0		0	0			0
56014	Thrivent Financial For Lutherans	5. Current (Non-Institutional Only)	0	0	0	0	0	0	0	0
56014	Thrivent Financial For Lutherans	6. Total Inception-to-Date (Non-Institutional Only)	0	0		0	0			0
56014	Thrivent Financial For Lutherans	7. Current (Grand Total)	0	0	0	0	0	0	0	0
56014	Thrivent Financial For Lutherans	8. Total Inception-to-Date (Grand Total)	0	0		0	0			0
56030	Catholic Financial Life	1. Current (Comprehensive)	0	0	0	0	0	0	0	0
56030	Catholic Financial Life	2. Total Inception-to-Date (Comprehensive)	0	0		0	0			0
56030	Catholic Financial Life	3. Current (Institutional Only)	0	0	0	0	0	0	0	0
56030	Catholic Financial Life	4. Total Inception-to-Date (Institutional Only)	0	0		0	0			0
56030	Catholic Financial Life	5. Current (Non-Institutional Only)	0	0	0	0	0	0	0	0
56030	Catholic Financial Life	6. Total Inception-to-Date (Non-Institutional Only)	0	0		0	0			0
56030	Catholic Financial Life	7. Current (Grand Total)	0	0	0	0	0	0	0	0
56030	Catholic Financial Life	8. Total Inception-to-Date (Grand Total)	0	0		0	0			0
56383	Order of United Commercial Travelers	1. Current (Comprehensive)	0	0	0	0	0	0	0	0
56383	Order of United Commercial Travelers	2. Total Inception-to-Date (Comprehensive)	0	0		0	0			0
56383	Order of United Commercial Travelers	3. Current (Institutional Only)	0	0	0	0	0	0	0	0
56383	Order of United Commercial Travelers	4. Total Inception-to-Date (Institutional Only)	0	0		0	0			0
56383	Order of United Commercial Travelers	5. Current (Non-Institutional Only)	0	0	0	0	0	0	0	0
56383	Order of United Commercial Travelers	6. Total Inception-to-Date (Non-Institutional Only)	0	0		0	0			0
56383	Order of United Commercial Travelers	7. Current (Grand Total)	0	0	0	0	0	0	0	0
56383	Order of United Commercial Travelers	8. Total Inception-to-Date (Grand Total)	0	0		0	0			0

CAUTION: The information contained on this page is UNAUDITED and not a complete analysis nor is it an expression of opinion on any insurer. This page may contain inadvertent errors.

2022 Long-Term Care Insurance Experience Reporting - Form 4
Direct Group Experience - STAND-ALONE ONLY

Company Number	Company Name	Row Description	Calendar Year of Peak	Third Party Funding (%)	Average Attained Age	Earned Premiums	Incurred Claims	Number of Lives In Force Year End	Number of Terminations	Number of New Lives Insured
57320	Woodmen World Life Ins Soc	1. Current (Comprehensive)	0	0	0	0	0	0	0	0
57320	Woodmen World Life Ins Soc	2. Total Inception-to-Date (Comprehensive)	0	0		0	0			0
57320	Woodmen World Life Ins Soc	3. Current (Institutional Only)	0	0	0	0	0	0	0	0
57320	Woodmen World Life Ins Soc	4. Total Inception-to-Date (Institutional Only)	0	0		0	0			0
57320	Woodmen World Life Ins Soc	5. Current (Non-Institutional Only)	0	0	0	0	0	0	0	0
57320	Woodmen World Life Ins Soc	6. Total Inception-to-Date (Non-Institutional Only)	0	0		0	0			0
57320	Woodmen World Life Ins Soc	7. Current (Grand Total)	0	0	0	0	0	0	0	0
57320	Woodmen World Life Ins Soc	8. Total Inception-to-Date (Grand Total)	0	0		0	0			0
57487	Catholic Order Of Foresters	1. Current (Comprehensive)	0	0	0	0	0	0	0	0
57487	Catholic Order Of Foresters	2. Total Inception-to-Date (Comprehensive)	0	0		0	0			0
57487	Catholic Order Of Foresters	3. Current (Institutional Only)	0	0	0	0	0	0	0	0
57487	Catholic Order Of Foresters	4. Total Inception-to-Date (Institutional Only)	0	0		0	0			0
57487	Catholic Order Of Foresters	5. Current (Non-Institutional Only)	0	0	0	0	0	0	0	0
57487	Catholic Order Of Foresters	6. Total Inception-to-Date (Non-Institutional Only)	0	0		0	0			0
57487	Catholic Order Of Foresters	7. Current (Grand Total)	0	0	0	0	0	0	0	0
57487	Catholic Order Of Foresters	8. Total Inception-to-Date (Grand Total)	0	0		0	0			0
58033	Knights Of Columbus	1. Current (Comprehensive)	0	0	0	0	0	0	0	0
58033	Knights Of Columbus	2. Total Inception-to-Date (Comprehensive)	0	0		0	0			0
58033	Knights Of Columbus	3. Current (Institutional Only)	0	0	0	0	0	0	0	0
58033	Knights Of Columbus	4. Total Inception-to-Date (Institutional Only)	0	0		0	0			0
58033	Knights Of Columbus	5. Current (Non-Institutional Only)	0	0	0	0	0	0	0	0
58033	Knights Of Columbus	6. Total Inception-to-Date (Non-Institutional Only)	0	0		0	0			0
58033	Knights Of Columbus	7. Current (Grand Total)	0	0	0	0	0	0	0	0
58033	Knights Of Columbus	8. Total Inception-to-Date (Grand Total)	0	0		0	0			0
60054	Aetna Life Ins Co	1. Current (Comprehensive)	2004	0	73	39,656	75,339	38,879	1,374	0
60054	Aetna Life Ins Co	2. Total Inception-to-Date (Comprehensive)	2002	0		1,448,107	1,933,183			355,004
60054	Aetna Life Ins Co	3. Current (Institutional Only)	0	0	0	0	0	0	0	0
60054	Aetna Life Ins Co	4. Total Inception-to-Date (Institutional Only)	0	0		0	0			0
60054	Aetna Life Ins Co	5. Current (Non-Institutional Only)	0	0	0	0	0	0	0	0
60054	Aetna Life Ins Co	6. Total Inception-to-Date (Non-Institutional Only)	0	0		0	0			0
60054	Aetna Life Ins Co	7. Current (Grand Total)	2004	0	73	39,656	75,339	38,879	1,374	0
60054	Aetna Life Ins Co	8. Total Inception-to-Date (Grand Total)	2002	0		1,448,107	1,933,183			355,004

CAUTION: The information contained on this page is UNAUDITED and not a complete analysis nor is it an expression of opinion on any insurer. This page may contain inadvertent errors.

**2022 Long-Term Care Insurance Experience Reporting - Form 4
Direct Group Experience - STAND-ALONE ONLY**

Company Number	Company Name	Row Description	Calendar Year of Peak	Third Party Funding (%)	Average Attained Age	Earned Premiums	Incurred Claims	Number of Lives In Force Year End	Number of Terminations	Number of New Lives Insured
60131	Regence Blueshield Of ID Inc	1. Current (Comprehensive)	0	0	0	0	0	0	0	0
60131	Regence Blueshield Of ID Inc	2. Total Inception-to-Date (Comprehensive)	0	0		0	0			0
60131	Regence Blueshield Of ID Inc	3. Current (Institutional Only)	0	0	0	0	0	0	0	0
60131	Regence Blueshield Of ID Inc	4. Total Inception-to-Date (Institutional Only)	0	0		0	0			0
60131	Regence Blueshield Of ID Inc	5. Current (Non-Institutional Only)	0	0	0	0	0	0	0	0
60131	Regence Blueshield Of ID Inc	6. Total Inception-to-Date (Non-Institutional Only)	0	0		0	0			0
60131	Regence Blueshield Of ID Inc	7. Current (Grand Total)	0	0	0	0	0	0	0	0
60131	Regence Blueshield Of ID Inc	8. Total Inception-to-Date (Grand Total)	0	0		0	0			0
60142	TIAA Cref Life Ins Co	1. Current (Comprehensive)	0	0	0	0	0	0	0	0
60142	TIAA Cref Life Ins Co	2. Total Inception-to-Date (Comprehensive)	0	0		0	0			0
60142	TIAA Cref Life Ins Co	3. Current (Institutional Only)	0	0	0	0	0	0	0	0
60142	TIAA Cref Life Ins Co	4. Total Inception-to-Date (Institutional Only)	0	0		0	0			0
60142	TIAA Cref Life Ins Co	5. Current (Non-Institutional Only)	0	0	0	0	0	0	0	0
60142	TIAA Cref Life Ins Co	6. Total Inception-to-Date (Non-Institutional Only)	0	0		0	0			0
60142	TIAA Cref Life Ins Co	7. Current (Grand Total)	0	0	0	0	0	0	0	0
60142	TIAA Cref Life Ins Co	8. Total Inception-to-Date (Grand Total)	0	0		0	0			0
60186	Everlake Life Ins Co	1. Current (Comprehensive)	1991	0	88	1,126	6,409	903	90	0
60186	Everlake Life Ins Co	2. Total Inception-to-Date (Comprehensive)	1989	0		87,278	150,471			5,124
60186	Everlake Life Ins Co	3. Current (Institutional Only)	0	0	0	0	0	0	0	0
60186	Everlake Life Ins Co	4. Total Inception-to-Date (Institutional Only)	0	0		0	0			0
60186	Everlake Life Ins Co	5. Current (Non-Institutional Only)	0	0	0	0	0	0	0	0
60186	Everlake Life Ins Co	6. Total Inception-to-Date (Non-Institutional Only)	0	0		0	0			0
60186	Everlake Life Ins Co	7. Current (Grand Total)	1991	0	0	1,126	6,409	903	90	0
60186	Everlake Life Ins Co	8. Total Inception-to-Date (Grand Total)	1989	0		87,278	150,471			5,124
60243	American Independent Ntwrk Ins Co I	1. Current (Comprehensive)	0	0	0	0	0	0	0	0
60243	American Independent Ntwrk Ins Co I	2. Total Inception-to-Date (Comprehensive)	0	0		0	0			0
60243	American Independent Ntwrk Ins Co I	3. Current (Institutional Only)	0	0	0	0	0	0	0	0
60243	American Independent Ntwrk Ins Co I	4. Total Inception-to-Date (Institutional Only)	0	0		0	0			0
60243	American Independent Ntwrk Ins Co I	5. Current (Non-Institutional Only)	0	0	0	0	0	0	0	0
60243	American Independent Ntwrk Ins Co I	6. Total Inception-to-Date (Non-Institutional Only)	0	0		0	0			0
60243	American Independent Ntwrk Ins Co I	7. Current (Grand Total)	0	0	0	0	0	0	0	0
60243	American Independent Ntwrk Ins Co I	8. Total Inception-to-Date (Grand Total)	0	0		0	0			0

CAUTION: The information contained on this page is UNAUDITED and not a complete analysis nor is it an expression of opinion on any insurer. This page may contain inadvertent errors.

2022 Long-Term Care Insurance Experience Reporting - Form 4
Direct Group Experience - STAND-ALONE ONLY

Company Number	Company Name	Row Description	Calendar Year of Peak	Third Party Funding (%)	Average Attained Age	Earned Premiums	Incurred Claims	Number of Lives In Force Year End	Number of Terminations	Number of New Lives Insured
60250	AmFirst Ins Co	1. Current (Comprehensive)	0	0	0	0	0	0	0	0
60250	AmFirst Ins Co	2. Total Inception-to-Date (Comprehensive)	0	0		0	0			0
60250	AmFirst Ins Co	3. Current (Institutional Only)	0	0	0	0	0	0	0	0
60250	AmFirst Ins Co	4. Total Inception-to-Date (Institutional Only)	0	0		0	0			0
60250	AmFirst Ins Co	5. Current (Non-Institutional Only)	0	0	0	0	0	0	0	0
60250	AmFirst Ins Co	6. Total Inception-to-Date (Non-Institutional Only)	0	0		0	0			0
60250	AmFirst Ins Co	7. Current (Grand Total)	0	0	0	0	0	0	0	0
60250	AmFirst Ins Co	8. Total Inception-to-Date (Grand Total)	0	0		0	0			0
60380	American Family Life Assur Co of Col	1. Current (Comprehensive)	0	0	0	0	0	0	0	0
60380	American Family Life Assur Co of Col	2. Total Inception-to-Date (Comprehensive)	0	0		0	0			0
60380	American Family Life Assur Co of Col	3. Current (Institutional Only)	0	0	0	0	0	0	0	0
60380	American Family Life Assur Co of Col	4. Total Inception-to-Date (Institutional Only)	0	0		0	0			0
60380	American Family Life Assur Co of Col	5. Current (Non-Institutional Only)	0	0	0	0	0	0	0	0
60380	American Family Life Assur Co of Col	6. Total Inception-to-Date (Non-Institutional Only)	0	0		0	0			0
60380	American Family Life Assur Co of Col	7. Current (Grand Total)	0	0	0	0	0	0	0	0
60380	American Family Life Assur Co of Col	8. Total Inception-to-Date (Grand Total)	0	0		0	0			0
60410	American Fidelity Assur Co	1. Current (Comprehensive)	2002	0	72	2,484	2,437	2,091	45	0
60410	American Fidelity Assur Co	2. Total Inception-to-Date (Comprehensive)	2002	0		43,181	16,366			4,004
60410	American Fidelity Assur Co	3. Current (Institutional Only)	0	0	0	0	0	0	0	0
60410	American Fidelity Assur Co	4. Total Inception-to-Date (Institutional Only)	0	0		0	0			0
60410	American Fidelity Assur Co	5. Current (Non-Institutional Only)	0	0	0	0	0	0	0	0
60410	American Fidelity Assur Co	6. Total Inception-to-Date (Non-Institutional Only)	0	0		0	0			0
60410	American Fidelity Assur Co	7. Current (Grand Total)	2002	0	72	2,484	2,437	2,091	45	0
60410	American Fidelity Assur Co	8. Total Inception-to-Date (Grand Total)	2002	0		43,181	16,366			4,004
60445	Sagicor Life Ins Co	1. Current (Comprehensive)	1991	0	84	3	104	9	1	0
60445	Sagicor Life Ins Co	2. Total Inception-to-Date (Comprehensive)	1991	0		661	355			32
60445	Sagicor Life Ins Co	3. Current (Institutional Only)	0	0	0	0	0	0	0	0
60445	Sagicor Life Ins Co	4. Total Inception-to-Date (Institutional Only)	0	0		0	0			0
60445	Sagicor Life Ins Co	5. Current (Non-Institutional Only)	0	0	0	0	0	0	0	0
60445	Sagicor Life Ins Co	6. Total Inception-to-Date (Non-Institutional Only)	0	0		0	0			0
60445	Sagicor Life Ins Co	7. Current (Grand Total)	1991	0	84	3	104	9	1	0
60445	Sagicor Life Ins Co	8. Total Inception-to-Date (Grand Total)	1991	0		661	355			32

CAUTION: The information contained on this page is UNAUDITED and not a complete analysis nor is it an expression of opinion on any insurer. This page may contain inadvertent errors.

2022 Long-Term Care Insurance Experience Reporting - Form 4
Direct Group Experience - STAND-ALONE ONLY

Company Number	Company Name	Row Description	Calendar Year of Peak	Third Party Funding (%)	Average Attained Age	Earned Premiums	Incurred Claims	Number of Lives In Force Year End	Number of Terminations	Number of New Lives Insured
60488	American Gen Life Ins Co	1. Current (Comprehensive)	0	0	0	0	0	0	0	0
60488	American Gen Life Ins Co	2. Total Inception-to-Date (Comprehensive)	0	0		0	0			0
60488	American Gen Life Ins Co	3. Current (Institutional Only)	0	0	0	0	0	0	0	0
60488	American Gen Life Ins Co	4. Total Inception-to-Date (Institutional Only)	0	0		0	0			0
60488	American Gen Life Ins Co	5. Current (Non-Institutional Only)	0	0	0	0	0	0	0	0
60488	American Gen Life Ins Co	6. Total Inception-to-Date (Non-Institutional Only)	0	0		0	0			0
60488	American Gen Life Ins Co	7. Current (Grand Total)	0	0	0	0	0	0	0	0
60488	American Gen Life Ins Co	8. Total Inception-to-Date (Grand Total)	0	0		0	0			0
60518	American Hlth & Life Ins Co	1. Current (Comprehensive)	1990	0	91	12	0	10	0	0
60518	American Hlth & Life Ins Co	2. Total Inception-to-Date (Comprehensive)	1990	0		388	3,802			169
60518	American Hlth & Life Ins Co	3. Current (Institutional Only)	0	0	0	0	0	0	0	0
60518	American Hlth & Life Ins Co	4. Total Inception-to-Date (Institutional Only)	0	0		0	0			0
60518	American Hlth & Life Ins Co	5. Current (Non-Institutional Only)	1990	0	0	0	0	0	0	0
60518	American Hlth & Life Ins Co	6. Total Inception-to-Date (Non-Institutional Only)	1990	0		8	104			92
60518	American Hlth & Life Ins Co	7. Current (Grand Total)	1990	0	90	12	0	10	0	0
60518	American Hlth & Life Ins Co	8. Total Inception-to-Date (Grand Total)	1990	0		396	3,906			261
60526	American Family Life Assur Co of NY	1. Current (Comprehensive)	0	0	0	0	0	0	0	0
60526	American Family Life Assur Co of NY	2. Total Inception-to-Date (Comprehensive)	0	0		0	0			0
60526	American Family Life Assur Co of NY	3. Current (Institutional Only)	0	0	0	0	0	0	0	0
60526	American Family Life Assur Co of NY	4. Total Inception-to-Date (Institutional Only)	0	0		0	0			0
60526	American Family Life Assur Co of NY	5. Current (Non-Institutional Only)	0	0	0	0	0	0	0	0
60526	American Family Life Assur Co of NY	6. Total Inception-to-Date (Non-Institutional Only)	0	0		0	0			0
60526	American Family Life Assur Co of NY	7. Current (Grand Total)	0	0	0	0	0	0	0	0
60526	American Family Life Assur Co of NY	8. Total Inception-to-Date (Grand Total)	0	0		0	0			0
60534	American Heritage Life Ins Co	1. Current (Comprehensive)	0	0	0	0	0	0	0	0
60534	American Heritage Life Ins Co	2. Total Inception-to-Date (Comprehensive)	0	0		0	0			0
60534	American Heritage Life Ins Co	3. Current (Institutional Only)	0	0	0	0	0	0	0	0
60534	American Heritage Life Ins Co	4. Total Inception-to-Date (Institutional Only)	0	0		0	0			0
60534	American Heritage Life Ins Co	5. Current (Non-Institutional Only)	0	0	0	0	0	0	0	0
60534	American Heritage Life Ins Co	6. Total Inception-to-Date (Non-Institutional Only)	0	0		0	0			0
60534	American Heritage Life Ins Co	7. Current (Grand Total)	0	0	0	0	0	0	0	0
60534	American Heritage Life Ins Co	8. Total Inception-to-Date (Grand Total)	0	0		0	0			0

CAUTION: The information contained on this page is UNAUDITED and not a complete analysis nor is it an expression of opinion on any insurer. This page may contain inadvertent errors.

**2022 Long-Term Care Insurance Experience Reporting - Form 4
Direct Group Experience - STAND-ALONE ONLY**

Company Number	Company Name	Row Description	Calendar Year of Peak	Third Party Funding (%)	Average Attained Age	Earned Premiums	Incurred Claims	Number of Lives In Force Year End	Number of Terminations	Number of New Lives Insured
60836	American Republic Ins Co	1. Current (Comprehensive)	1988	0	93	106	832	112	30	0
60836	American Republic Ins Co	2. Total Inception-to-Date (Comprehensive)	1988	0		217,842	166,292			1,227
60836	American Republic Ins Co	3. Current (Institutional Only)	0	0	0	0	0	0	0	0
60836	American Republic Ins Co	4. Total Inception-to-Date (Institutional Only)	0	0		0	0			0
60836	American Republic Ins Co	5. Current (Non-Institutional Only)	0	0	0	0	0	0	0	0
60836	American Republic Ins Co	6. Total Inception-to-Date (Non-Institutional Only)	0	0		0	0			0
60836	American Republic Ins Co	7. Current (Grand Total)	1988	0	93	106	832	112	30	0
60836	American Republic Ins Co	8. Total Inception-to-Date (Grand Total)	1988	0		217,842	166,292			1,227
60895	American United Life Ins Co	1. Current (Comprehensive)	2003	100	83	188	935	85	4	0
60895	American United Life Ins Co	2. Total Inception-to-Date (Comprehensive)	2003	0		5,224	7,646			159
60895	American United Life Ins Co	3. Current (Institutional Only)	0	0	0	0	0	0	0	0
60895	American United Life Ins Co	4. Total Inception-to-Date (Institutional Only)	0	0		0	0			0
60895	American United Life Ins Co	5. Current (Non-Institutional Only)	0	0	0	0	0	0	0	0
60895	American United Life Ins Co	6. Total Inception-to-Date (Non-Institutional Only)	0	0		0	0			0
60895	American United Life Ins Co	7. Current (Grand Total)	0	0	0	188	935	85	4	0
60895	American United Life Ins Co	8. Total Inception-to-Date (Grand Total)	0	0		5,224	7,646			159
61190	Auto Owners Life Ins Co	1. Current (Comprehensive)	0	0	0	0	0	0	0	0
61190	Auto Owners Life Ins Co	2. Total Inception-to-Date (Comprehensive)	0	0		0	0			0
61190	Auto Owners Life Ins Co	3. Current (Institutional Only)	0	0	0	0	0	0	0	0
61190	Auto Owners Life Ins Co	4. Total Inception-to-Date (Institutional Only)	0	0		0	0			0
61190	Auto Owners Life Ins Co	5. Current (Non-Institutional Only)	0	0	0	0	0	0	0	0
61190	Auto Owners Life Ins Co	6. Total Inception-to-Date (Non-Institutional Only)	0	0		0	0			0
61190	Auto Owners Life Ins Co	7. Current (Grand Total)	0	0	0	0	0	0	0	0
61190	Auto Owners Life Ins Co	8. Total Inception-to-Date (Grand Total)	0	0		0	0			0
61212	Baltimore Life Ins Co	1. Current (Comprehensive)	0	0	0	0	0	0	0	0
61212	Baltimore Life Ins Co	2. Total Inception-to-Date (Comprehensive)	0	0		0	0			0
61212	Baltimore Life Ins Co	3. Current (Institutional Only)	0	0	0	0	0	0	0	0
61212	Baltimore Life Ins Co	4. Total Inception-to-Date (Institutional Only)	0	0		0	0			0
61212	Baltimore Life Ins Co	5. Current (Non-Institutional Only)	0	0	0	0	0	0	0	0
61212	Baltimore Life Ins Co	6. Total Inception-to-Date (Non-Institutional Only)	0	0		0	0			0
61212	Baltimore Life Ins Co	7. Current (Grand Total)	0	0	0	0	0	0	0	0
61212	Baltimore Life Ins Co	8. Total Inception-to-Date (Grand Total)	0	0		0	0			0

CAUTION: The information contained on this page is UNAUDITED and not a complete analysis nor is it an expression of opinion on any insurer. This page may contain inadvertent errors.

2022 Long-Term Care Insurance Experience Reporting - Form 4
Direct Group Experience - STAND-ALONE ONLY

Company Number	Company Name	Row Description	Calendar Year of Peak	Third Party Funding (%)	Average Attained Age	Earned Premiums	Incurred Claims	Number of Lives In Force Year End	Number of Terminations	Number of New Lives Insured
61239	Bankers Fidelity Life Ins Co	1. Current (Comprehensive)	0	0	0	0	0	0	0	0
61239	Bankers Fidelity Life Ins Co	2. Total Inception-to-Date (Comprehensive)	0	0		0	0			0
61239	Bankers Fidelity Life Ins Co	3. Current (Institutional Only)	0	0	0	0	0	0	0	0
61239	Bankers Fidelity Life Ins Co	4. Total Inception-to-Date (Institutional Only)	0	0		0	0			0
61239	Bankers Fidelity Life Ins Co	5. Current (Non-Institutional Only)	0	0	0	0	0	0	0	0
61239	Bankers Fidelity Life Ins Co	6. Total Inception-to-Date (Non-Institutional Only)	0	0		0	0			0
61239	Bankers Fidelity Life Ins Co	7. Current (Grand Total)	0	0	0	0	0	0	0	0
61239	Bankers Fidelity Life Ins Co	8. Total Inception-to-Date (Grand Total)	0	0		0	0			0
61263	Bankers Life & Cas Co	1. Current (Comprehensive)	1998	0	0	4	3	5	0	0
61263	Bankers Life & Cas Co	2. Total Inception-to-Date (Comprehensive)	1998	0		668	995			17
61263	Bankers Life & Cas Co	3. Current (Institutional Only)	0	0	0	0	0	0	0	0
61263	Bankers Life & Cas Co	4. Total Inception-to-Date (Institutional Only)	1988	0		117	265			3
61263	Bankers Life & Cas Co	5. Current (Non-Institutional Only)	0	0	0	0	0	0	0	0
61263	Bankers Life & Cas Co	6. Total Inception-to-Date (Non-Institutional Only)	1998	0		53	0			1
61263	Bankers Life & Cas Co	7. Current (Grand Total)	1998	0	0	4	3	5	0	0
61263	Bankers Life & Cas Co	8. Total Inception-to-Date (Grand Total)	1998	0		838	1,260			21
61271	Principal Life Ins Co	1. Current (Comprehensive)	1992	0	70	2,136	2,838	2,619	72	0
61271	Principal Life Ins Co	2. Total Inception-to-Date (Comprehensive)	1992	0		46,611	35,800			8,879
61271	Principal Life Ins Co	3. Current (Institutional Only)	0	0	0	0	31	0	0	0
61271	Principal Life Ins Co	4. Total Inception-to-Date (Institutional Only)	0	0		0	59			0
61271	Principal Life Ins Co	5. Current (Non-Institutional Only)	0	0	0	0	0	0	0	0
61271	Principal Life Ins Co	6. Total Inception-to-Date (Non-Institutional Only)	0	0		0	0			0
61271	Principal Life Ins Co	7. Current (Grand Total)	1992	0	70	2,136	2,869	2,619	72	0
61271	Principal Life Ins Co	8. Total Inception-to-Date (Grand Total)	1992	0		46,611	35,859			8,879
61425	Trustmark Ins Co	1. Current (Comprehensive)	1999	0	72	23	609	84	1	0
61425	Trustmark Ins Co	2. Total Inception-to-Date (Comprehensive)	1999	0		1,366	952			142
61425	Trustmark Ins Co	3. Current (Institutional Only)	0	0	0	0	0	0	0	0
61425	Trustmark Ins Co	4. Total Inception-to-Date (Institutional Only)	0	0		0	0			0
61425	Trustmark Ins Co	5. Current (Non-Institutional Only)	0	0	0	0	0	0	0	0
61425	Trustmark Ins Co	6. Total Inception-to-Date (Non-Institutional Only)	0	0		0	0			0
61425	Trustmark Ins Co	7. Current (Grand Total)	0	0	0	23	609	84	1	0
61425	Trustmark Ins Co	8. Total Inception-to-Date (Grand Total)	0	0		1,366	952			142

CAUTION: The information contained on this page is UNAUDITED and not a complete analysis nor is it an expression of opinion on any insurer. This page may contain inadvertent errors.

**2022 Long-Term Care Insurance Experience Reporting - Form 4
Direct Group Experience - STAND-ALONE ONLY**

Company Number	Company Name	Row Description	Calendar Year of Peak	Third Party Funding (%)	Average Attained Age	Earned Premiums	Incurred Claims	Number of Lives In Force Year End	Number of Terminations	Number of New Lives Insured
61522	MII Life Ins Inc	1. Current (Comprehensive)	0	0	0	0	0	0	0	0
61522	MII Life Ins Inc	2. Total Inception-to-Date (Comprehensive)	0	0		0	0			0
61522	MII Life Ins Inc	3. Current (Institutional Only)	0	0	0	0	0	0	0	0
61522	MII Life Ins Inc	4. Total Inception-to-Date (Institutional Only)	0	0		0	0			0
61522	MII Life Ins Inc	5. Current (Non-Institutional Only)	0	0	0	0	0	0	0	0
61522	MII Life Ins Inc	6. Total Inception-to-Date (Non-Institutional Only)	0	0		0	0			0
61522	MII Life Ins Inc	7. Current (Grand Total)	0	0	0	0	0	0	0	0
61522	MII Life Ins Inc	8. Total Inception-to-Date (Grand Total)	0	0		0	0			0
61557	Blue Shield of CA Life & Hlth Ins Co	1. Current (Comprehensive)	0	0	0	0	0	0	0	0
61557	Blue Shield of CA Life & Hlth Ins Co	2. Total Inception-to-Date (Comprehensive)	0	0		0	0			0
61557	Blue Shield of CA Life & Hlth Ins Co	3. Current (Institutional Only)	0	0	0	0	0	0	0	0
61557	Blue Shield of CA Life & Hlth Ins Co	4. Total Inception-to-Date (Institutional Only)	0	0		0	0			0
61557	Blue Shield of CA Life & Hlth Ins Co	5. Current (Non-Institutional Only)	0	0	0	0	0	0	0	0
61557	Blue Shield of CA Life & Hlth Ins Co	6. Total Inception-to-Date (Non-Institutional Only)	0	0		0	0			0
61557	Blue Shield of CA Life & Hlth Ins Co	7. Current (Grand Total)	0	0	0	0	0	0	0	0
61557	Blue Shield of CA Life & Hlth Ins Co	8. Total Inception-to-Date (Grand Total)	0	0		0	0			0
61751	Central States H & L Co Of Omaha	1. Current (Comprehensive)	0	0	0	0	0	0	0	0
61751	Central States H & L Co Of Omaha	2. Total Inception-to-Date (Comprehensive)	0	0		0	0			0
61751	Central States H & L Co Of Omaha	3. Current (Institutional Only)	0	0	0	0	0	0	0	0
61751	Central States H & L Co Of Omaha	4. Total Inception-to-Date (Institutional Only)	0	0		0	0			0
61751	Central States H & L Co Of Omaha	5. Current (Non-Institutional Only)	0	0	0	0	0	0	0	0
61751	Central States H & L Co Of Omaha	6. Total Inception-to-Date (Non-Institutional Only)	0	0		0	0			0
61751	Central States H & L Co Of Omaha	7. Current (Grand Total)	0	0	0	0	0	0	0	0
61751	Central States H & L Co Of Omaha	8. Total Inception-to-Date (Grand Total)	0	0		0	0			0
61859	Christian Fidelity Life Ins Co	1. Current (Comprehensive)	0	0	0	0	0	0	0	0
61859	Christian Fidelity Life Ins Co	2. Total Inception-to-Date (Comprehensive)	0	0		0	0			0
61859	Christian Fidelity Life Ins Co	3. Current (Institutional Only)	0	0	0	0	0	0	0	0
61859	Christian Fidelity Life Ins Co	4. Total Inception-to-Date (Institutional Only)	0	0		0	0			0
61859	Christian Fidelity Life Ins Co	5. Current (Non-Institutional Only)	0	0	0	0	0	0	0	0
61859	Christian Fidelity Life Ins Co	6. Total Inception-to-Date (Non-Institutional Only)	0	0		0	0			0
61859	Christian Fidelity Life Ins Co	7. Current (Grand Total)	0	0	0	0	0	0	0	0
61859	Christian Fidelity Life Ins Co	8. Total Inception-to-Date (Grand Total)	0	0		0	0			0

CAUTION: The information contained on this page is UNAUDITED and not a complete analysis nor is it an expression of opinion on any insurer. This page may contain inadvertent errors.

2022 Long-Term Care Insurance Experience Reporting - Form 4
Direct Group Experience - STAND-ALONE ONLY

Company Number	Company Name	Row Description	Calendar Year of Peak	Third Party Funding (%)	Average Attained Age	Earned Premiums	Incurred Claims	Number of Lives In Force Year End	Number of Terminations	Number of New Lives Insured
61883	ManhattanLife Ins & Ann Co	1. Current (Comprehensive)	0	0	0	0	0	0	0	0
61883	ManhattanLife Ins & Ann Co	2. Total Inception-to-Date (Comprehensive)	0	0		0	0			0
61883	ManhattanLife Ins & Ann Co	3. Current (Institutional Only)	0	0	0	0	0	0	0	0
61883	ManhattanLife Ins & Ann Co	4. Total Inception-to-Date (Institutional Only)	0	0		0	0			0
61883	ManhattanLife Ins & Ann Co	5. Current (Non-Institutional Only)	0	0	0	0	0	0	0	0
61883	ManhattanLife Ins & Ann Co	6. Total Inception-to-Date (Non-Institutional Only)	0	0		0	0			0
61883	ManhattanLife Ins & Ann Co	7. Current (Grand Total)	0	0	0	0	0	0	0	0
61883	ManhattanLife Ins & Ann Co	8. Total Inception-to-Date (Grand Total)	0	0		0	0			0
61999	Americo Fin Life & Ann Ins Co	1. Current (Comprehensive)	0	0	0	0	0	0	0	0
61999	Americo Fin Life & Ann Ins Co	2. Total Inception-to-Date (Comprehensive)	0	0		0	0			0
61999	Americo Fin Life & Ann Ins Co	3. Current (Institutional Only)	0	0	0	0	0	0	0	0
61999	Americo Fin Life & Ann Ins Co	4. Total Inception-to-Date (Institutional Only)	0	0		0	0			0
61999	Americo Fin Life & Ann Ins Co	5. Current (Non-Institutional Only)	0	0	0	0	0	0	0	0
61999	Americo Fin Life & Ann Ins Co	6. Total Inception-to-Date (Non-Institutional Only)	0	0		0	0			0
61999	Americo Fin Life & Ann Ins Co	7. Current (Grand Total)	0	0	0	0	0	0	0	0
61999	Americo Fin Life & Ann Ins Co	8. Total Inception-to-Date (Grand Total)	0	0		0	0			0
62049	Colonial Life & Accident Ins Co	1. Current (Comprehensive)	0	0	0	0	0	0	0	0
62049	Colonial Life & Accident Ins Co	2. Total Inception-to-Date (Comprehensive)	0	0		0	0			0
62049	Colonial Life & Accident Ins Co	3. Current (Institutional Only)	0	0	0	0	0	0	0	0
62049	Colonial Life & Accident Ins Co	4. Total Inception-to-Date (Institutional Only)	0	0		0	0			0
62049	Colonial Life & Accident Ins Co	5. Current (Non-Institutional Only)	0	0	0	0	0	0	0	0
62049	Colonial Life & Accident Ins Co	6. Total Inception-to-Date (Non-Institutional Only)	0	0		0	0			0
62049	Colonial Life & Accident Ins Co	7. Current (Grand Total)	0	0	0	0	0	0	0	0
62049	Colonial Life & Accident Ins Co	8. Total Inception-to-Date (Grand Total)	0	0		0	0			0
62057	Lincoln Life & Ann Co of NY	1. Current (Comprehensive)	0	0	0	0	0	0	0	0
62057	Lincoln Life & Ann Co of NY	2. Total Inception-to-Date (Comprehensive)	0	0		0	0			0
62057	Lincoln Life & Ann Co of NY	3. Current (Institutional Only)	0	0	0	0	0	0	0	0
62057	Lincoln Life & Ann Co of NY	4. Total Inception-to-Date (Institutional Only)	0	0		0	0			0
62057	Lincoln Life & Ann Co of NY	5. Current (Non-Institutional Only)	0	0	0	0	0	0	0	0
62057	Lincoln Life & Ann Co of NY	6. Total Inception-to-Date (Non-Institutional Only)	0	0		0	0			0
62057	Lincoln Life & Ann Co of NY	7. Current (Grand Total)	0	0	0	0	0	0	0	0
62057	Lincoln Life & Ann Co of NY	8. Total Inception-to-Date (Grand Total)	0	0		0	0			0

CAUTION: The information contained on this page is UNAUDITED and not a complete analysis nor is it an expression of opinion on any insurer. This page may contain inadvertent errors.

2022 Long-Term Care Insurance Experience Reporting - Form 4
Direct Group Experience - STAND-ALONE ONLY

Company Number	Company Name	Row Description	Calendar Year of Peak	Third Party Funding (%)	Average Attained Age	Earned Premiums	Incurred Claims	Number of Lives In Force Year End	Number of Terminations	Number of New Lives Insured
62065	Colonial Penn Life Ins Co	1. Current (Comprehensive)	0	0	0	0	0	0	0	0
62065	Colonial Penn Life Ins Co	2. Total Inception-to-Date (Comprehensive)	0	0		0	0			0
62065	Colonial Penn Life Ins Co	3. Current (Institutional Only)	0	0	0	0	0	0	0	0
62065	Colonial Penn Life Ins Co	4. Total Inception-to-Date (Institutional Only)	0	0		0	0			0
62065	Colonial Penn Life Ins Co	5. Current (Non-Institutional Only)	0	0	0	0	0	0	0	0
62065	Colonial Penn Life Ins Co	6. Total Inception-to-Date (Non-Institutional Only)	0	0		0	0			0
62065	Colonial Penn Life Ins Co	7. Current (Grand Total)	0	0	0	0	0	0	0	0
62065	Colonial Penn Life Ins Co	8. Total Inception-to-Date (Grand Total)	0	0		0	0			0
62146	Combined Ins Co Of Amer	1. Current (Comprehensive)	0	0	0	0	0	0	0	0
62146	Combined Ins Co Of Amer	2. Total Inception-to-Date (Comprehensive)	0	0		0	0			0
62146	Combined Ins Co Of Amer	3. Current (Institutional Only)	0	0	0	0	0	0	0	0
62146	Combined Ins Co Of Amer	4. Total Inception-to-Date (Institutional Only)	0	0		0	0			0
62146	Combined Ins Co Of Amer	5. Current (Non-Institutional Only)	0	0	0	0	0	0	0	0
62146	Combined Ins Co Of Amer	6. Total Inception-to-Date (Non-Institutional Only)	0	0		0	0			0
62146	Combined Ins Co Of Amer	7. Current (Grand Total)	0	0	0	0	0	0	0	0
62146	Combined Ins Co Of Amer	8. Total Inception-to-Date (Grand Total)	0	0		0	0			0
62235	Unum Life Ins Co Of Amer	1. Current (Comprehensive)	0	0	0	0	0	0	0	0
62235	Unum Life Ins Co Of Amer	2. Total Inception-to-Date (Comprehensive)	0	0		0	0			0
62235	Unum Life Ins Co Of Amer	3. Current (Institutional Only)	0	0	0	0	0	0	0	0
62235	Unum Life Ins Co Of Amer	4. Total Inception-to-Date (Institutional Only)	0	0		0	0			0
62235	Unum Life Ins Co Of Amer	5. Current (Non-Institutional Only)	0	0	0	0	0	0	0	0
62235	Unum Life Ins Co Of Amer	6. Total Inception-to-Date (Non-Institutional Only)	0	0		0	0			0
62235	Unum Life Ins Co Of Amer	7. Current (Grand Total)	0	0	0	0	0	0	0	0
62235	Unum Life Ins Co Of Amer	8. Total Inception-to-Date (Grand Total)	0	0		0	0			0
62286	Golden Rule Ins Co	1. Current (Comprehensive)	0	0	0	0	0	0	0	0
62286	Golden Rule Ins Co	2. Total Inception-to-Date (Comprehensive)	0	0		0	0			0
62286	Golden Rule Ins Co	3. Current (Institutional Only)	0	0	0	0	0	0	0	0
62286	Golden Rule Ins Co	4. Total Inception-to-Date (Institutional Only)	0	0		0	0			0
62286	Golden Rule Ins Co	5. Current (Non-Institutional Only)	0	0	0	0	0	0	0	0
62286	Golden Rule Ins Co	6. Total Inception-to-Date (Non-Institutional Only)	0	0		0	0			0
62286	Golden Rule Ins Co	7. Current (Grand Total)	0	0	0	0	0	0	0	0
62286	Golden Rule Ins Co	8. Total Inception-to-Date (Grand Total)	0	0		0	0			0

CAUTION: The information contained on this page is UNAUDITED and not a complete analysis nor is it an expression of opinion on any insurer. This page may contain inadvertent errors.

**2022 Long-Term Care Insurance Experience Reporting - Form 4
Direct Group Experience - STAND-ALONE ONLY**

Company Number	Company Name	Row Description	Calendar Year of Peak	Third Party Funding (%)	Average Attained Age	Earned Premiums	Incurred Claims	Number of Lives In Force Year End	Number of Terminations	Number of New Lives Insured
62308	Connecticut Gen Life Ins Co	1. Current (Comprehensive)	1993	0	73	874	3,488	2,071	66	0
62308	Connecticut Gen Life Ins Co	2. Total Inception-to-Date (Comprehensive)	1993	0		66,464	31,209			2,826
62308	Connecticut Gen Life Ins Co	3. Current (Institutional Only)	0	0	0	0	0	0	0	0
62308	Connecticut Gen Life Ins Co	4. Total Inception-to-Date (Institutional Only)	0	0		0	0			0
62308	Connecticut Gen Life Ins Co	5. Current (Non-Institutional Only)	0	0	0	0	0	0	0	0
62308	Connecticut Gen Life Ins Co	6. Total Inception-to-Date (Non-Institutional Only)	0	0		0	0			0
62308	Connecticut Gen Life Ins Co	7. Current (Grand Total)	1993	0	73	874	3,488	2,071	66	0
62308	Connecticut Gen Life Ins Co	8. Total Inception-to-Date (Grand Total)	1993	0		66,464	31,209			2,826
62553	Country Life Ins Co	1. Current (Comprehensive)	0	0	0	0	0	0	0	0
62553	Country Life Ins Co	2. Total Inception-to-Date (Comprehensive)	0	0		0	0			0
62553	Country Life Ins Co	3. Current (Institutional Only)	0	0	0	0	0	0	0	0
62553	Country Life Ins Co	4. Total Inception-to-Date (Institutional Only)	0	0		0	0			0
62553	Country Life Ins Co	5. Current (Non-Institutional Only)	0	0	0	0	0	0	0	0
62553	Country Life Ins Co	6. Total Inception-to-Date (Non-Institutional Only)	0	0		0	0			0
62553	Country Life Ins Co	7. Current (Grand Total)	0	0	0	0	0	0	0	0
62553	Country Life Ins Co	8. Total Inception-to-Date (Grand Total)	0	0		0	0			0
62626	CMFG Life Ins Co	1. Current (Comprehensive)	0	0	0	0	0	0	0	0
62626	CMFG Life Ins Co	2. Total Inception-to-Date (Comprehensive)	0	0		0	0			0
62626	CMFG Life Ins Co	3. Current (Institutional Only)	0	0	0	0	0	0	0	0
62626	CMFG Life Ins Co	4. Total Inception-to-Date (Institutional Only)	0	0		0	0			0
62626	CMFG Life Ins Co	5. Current (Non-Institutional Only)	0	0	0	0	0	0	0	0
62626	CMFG Life Ins Co	6. Total Inception-to-Date (Non-Institutional Only)	0	0		0	0			0
62626	CMFG Life Ins Co	7. Current (Grand Total)	0	0	0	0	0	0	0	0
62626	CMFG Life Ins Co	8. Total Inception-to-Date (Grand Total)	0	0		0	0			0
62825	Anthem Blue Cross Life & Hlth Ins Co	1. Current (Comprehensive)	0	0	0	0	0	0	0	0
62825	Anthem Blue Cross Life & Hlth Ins Co	2. Total Inception-to-Date (Comprehensive)	0	0		0	0			0
62825	Anthem Blue Cross Life & Hlth Ins Co	3. Current (Institutional Only)	0	0	0	0	0	0	0	0
62825	Anthem Blue Cross Life & Hlth Ins Co	4. Total Inception-to-Date (Institutional Only)	0	0		0	0			0
62825	Anthem Blue Cross Life & Hlth Ins Co	5. Current (Non-Institutional Only)	0	0	0	0	0	0	0	0
62825	Anthem Blue Cross Life & Hlth Ins Co	6. Total Inception-to-Date (Non-Institutional Only)	0	0		0	0			0
62825	Anthem Blue Cross Life & Hlth Ins Co	7. Current (Grand Total)	0	0	0	0	0	0	0	0
62825	Anthem Blue Cross Life & Hlth Ins Co	8. Total Inception-to-Date (Grand Total)	0	0		0	0			0

CAUTION: The information contained on this page is UNAUDITED and not a complete analysis nor is it an expression of opinion on any insurer. This page may contain inadvertent errors.

**2022 Long-Term Care Insurance Experience Reporting - Form 4
Direct Group Experience - STAND-ALONE ONLY**

Company Number	Company Name	Row Description	Calendar Year of Peak	Third Party Funding (%)	Average Attained Age	Earned Premiums	Incurred Claims	Number of Lives In Force Year End	Number of Terminations	Number of New Lives Insured
62944	Equitable Financial Life Ins Co	1. Current (Comprehensive)	0	0	0	0	0	0	0	0
62944	Equitable Financial Life Ins Co	2. Total Inception-to-Date (Comprehensive)	0	0		0	0			0
62944	Equitable Financial Life Ins Co	3. Current (Institutional Only)	0	0	0	0	0	0	0	0
62944	Equitable Financial Life Ins Co	4. Total Inception-to-Date (Institutional Only)	0	0		0	0			0
62944	Equitable Financial Life Ins Co	5. Current (Non-Institutional Only)	0	0	0	0	0	0	0	0
62944	Equitable Financial Life Ins Co	6. Total Inception-to-Date (Non-Institutional Only)	0	0		0	0			0
62944	Equitable Financial Life Ins Co	7. Current (Grand Total)	0	0	0	0	0	0	0	0
62944	Equitable Financial Life Ins Co	8. Total Inception-to-Date (Grand Total)	0	0		0	0			0
62952	SILAC Ins Co	1. Current (Comprehensive)	0	0	0	0	0	0	0	0
62952	SILAC Ins Co	2. Total Inception-to-Date (Comprehensive)	0	0		0	0			0
62952	SILAC Ins Co	3. Current (Institutional Only)	0	0	0	0	0	0	0	0
62952	SILAC Ins Co	4. Total Inception-to-Date (Institutional Only)	0	0		0	0			0
62952	SILAC Ins Co	5. Current (Non-Institutional Only)	0	0	0	0	0	0	0	0
62952	SILAC Ins Co	6. Total Inception-to-Date (Non-Institutional Only)	0	0		0	0			0
62952	SILAC Ins Co	7. Current (Grand Total)	0	0	0	0	0	0	0	0
62952	SILAC Ins Co	8. Total Inception-to-Date (Grand Total)	0	0		0	0			0
63177	Farmers New World Life Ins Co	1. Current (Comprehensive)	0	0	0	0	0	0	0	0
63177	Farmers New World Life Ins Co	2. Total Inception-to-Date (Comprehensive)	0	0		0	0			0
63177	Farmers New World Life Ins Co	3. Current (Institutional Only)	0	0	0	0	0	0	0	0
63177	Farmers New World Life Ins Co	4. Total Inception-to-Date (Institutional Only)	0	0		0	0			0
63177	Farmers New World Life Ins Co	5. Current (Non-Institutional Only)	0	0	0	0	0	0	0	0
63177	Farmers New World Life Ins Co	6. Total Inception-to-Date (Non-Institutional Only)	0	0		0	0			0
63177	Farmers New World Life Ins Co	7. Current (Grand Total)	0	0	0	0	0	0	0	0
63177	Farmers New World Life Ins Co	8. Total Inception-to-Date (Grand Total)	0	0		0	0			0
63290	Fidelity Life Assn A Legal Reserve L	1. Current (Comprehensive)	0	0	0	0	0	0	0	0
63290	Fidelity Life Assn A Legal Reserve L	2. Total Inception-to-Date (Comprehensive)	0	0		0	0			0
63290	Fidelity Life Assn A Legal Reserve L	3. Current (Institutional Only)	0	0	0	0	0	0	0	0
63290	Fidelity Life Assn A Legal Reserve L	4. Total Inception-to-Date (Institutional Only)	0	0		0	0			0
63290	Fidelity Life Assn A Legal Reserve L	5. Current (Non-Institutional Only)	0	0	0	0	0	0	0	0
63290	Fidelity Life Assn A Legal Reserve L	6. Total Inception-to-Date (Non-Institutional Only)	0	0		0	0			0
63290	Fidelity Life Assn A Legal Reserve L	7. Current (Grand Total)	0	0	0	0	0	0	0	0
63290	Fidelity Life Assn A Legal Reserve L	8. Total Inception-to-Date (Grand Total)	0	0		0	0			0

CAUTION: The information contained on this page is UNAUDITED and not a complete analysis nor is it an expression of opinion on any insurer. This page may contain inadvertent errors.

**2022 Long-Term Care Insurance Experience Reporting - Form 4
Direct Group Experience - STAND-ALONE ONLY**

Company Number	Company Name	Row Description	Calendar Year of Peak	Third Party Funding (%)	Average Attained Age	Earned Premiums	Incurred Claims	Number of Lives In Force Year End	Number of Terminations	Number of New Lives Insured
63312	MassMutual Ascend Life Ins Co	1. Current (Comprehensive)	2000	0	64	76	29	110	2	0
63312	MassMutual Ascend Life Ins Co	2. Total Inception-to-Date (Comprehensive)	2001	0		7,460	2,061			398
63312	MassMutual Ascend Life Ins Co	3. Current (Institutional Only)	0	0	0	0	0	0	0	0
63312	MassMutual Ascend Life Ins Co	4. Total Inception-to-Date (Institutional Only)	0	0		0	0			0
63312	MassMutual Ascend Life Ins Co	5. Current (Non-Institutional Only)	0	0	0	0	0	0	0	0
63312	MassMutual Ascend Life Ins Co	6. Total Inception-to-Date (Non-Institutional Only)	0	0		0	0			0
63312	MassMutual Ascend Life Ins Co	7. Current (Grand Total)	2000	0	0	76	29	110	2	0
63312	MassMutual Ascend Life Ins Co	8. Total Inception-to-Date (Grand Total)	2001	0		7,460	2,061			398
63932	Athene Life Ins Co of NY	1. Current (Comprehensive)	0	0	0	0	0	0	0	0
63932	Athene Life Ins Co of NY	2. Total Inception-to-Date (Comprehensive)	0	0		0	0			0
63932	Athene Life Ins Co of NY	3. Current (Institutional Only)	0	0	0	0	0	0	0	0
63932	Athene Life Ins Co of NY	4. Total Inception-to-Date (Institutional Only)	0	0		0	0			0
63932	Athene Life Ins Co of NY	5. Current (Non-Institutional Only)	0	0	0	0	0	0	0	0
63932	Athene Life Ins Co of NY	6. Total Inception-to-Date (Non-Institutional Only)	0	0		0	0			0
63932	Athene Life Ins Co of NY	7. Current (Grand Total)	0	0	0	0	0	0	0	0
63932	Athene Life Ins Co of NY	8. Total Inception-to-Date (Grand Total)	0	0		0	0			0
64190	Allianz Life Ins Co Of NY	1. Current (Comprehensive)	1989	0	101	1	0	1	0	0
64190	Allianz Life Ins Co Of NY	2. Total Inception-to-Date (Comprehensive)	1989	0		325	10			22
64190	Allianz Life Ins Co Of NY	3. Current (Institutional Only)	0	0	0	0	0	0	0	0
64190	Allianz Life Ins Co Of NY	4. Total Inception-to-Date (Institutional Only)	0	0		0	0			0
64190	Allianz Life Ins Co Of NY	5. Current (Non-Institutional Only)	0	0	0	0	0	0	0	0
64190	Allianz Life Ins Co Of NY	6. Total Inception-to-Date (Non-Institutional Only)	0	0		0	0			0
64190	Allianz Life Ins Co Of NY	7. Current (Grand Total)	1989	0	101	1	0	1	0	0
64190	Allianz Life Ins Co Of NY	8. Total Inception-to-Date (Grand Total)	1989	0		325	10			22
64211	Guarantee Trust Life Ins Co	1. Current (Comprehensive)	0	0	0	0	0	0	0	0
64211	Guarantee Trust Life Ins Co	2. Total Inception-to-Date (Comprehensive)	0	0		0	0			0
64211	Guarantee Trust Life Ins Co	3. Current (Institutional Only)	0	0	0	0	0	0	0	0
64211	Guarantee Trust Life Ins Co	4. Total Inception-to-Date (Institutional Only)	0	0		0	0			0
64211	Guarantee Trust Life Ins Co	5. Current (Non-Institutional Only)	0	0	0	0	0	0	0	0
64211	Guarantee Trust Life Ins Co	6. Total Inception-to-Date (Non-Institutional Only)	0	0		0	0			0
64211	Guarantee Trust Life Ins Co	7. Current (Grand Total)	0	0	0	0	0	0	0	0
64211	Guarantee Trust Life Ins Co	8. Total Inception-to-Date (Grand Total)	0	0		0	0			0

CAUTION: The information contained on this page is UNAUDITED and not a complete analysis nor is it an expression of opinion on any insurer. This page may contain inadvertent errors.

2022 Long-Term Care Insurance Experience Reporting - Form 4
Direct Group Experience - STAND-ALONE ONLY

Company Number	Company Name	Row Description	Calendar Year of Peak	Third Party Funding (%)	Average Attained Age	Earned Premiums	Incurred Claims	Number of Lives In Force Year End	Number of Terminations	Number of New Lives Insured
64238	Guaranty Income Life Ins Co	1. Current (Comprehensive)	0	0	0	0	0	0	0	0
64238	Guaranty Income Life Ins Co	2. Total Inception-to-Date (Comprehensive)	0	0		0	0			0
64238	Guaranty Income Life Ins Co	3. Current (Institutional Only)	0	0	0	0	0	0	0	0
64238	Guaranty Income Life Ins Co	4. Total Inception-to-Date (Institutional Only)	0	0		0	0			0
64238	Guaranty Income Life Ins Co	5. Current (Non-Institutional Only)	0	0	0	0	0	0	0	0
64238	Guaranty Income Life Ins Co	6. Total Inception-to-Date (Non-Institutional Only)	0	0		0	0			0
64238	Guaranty Income Life Ins Co	7. Current (Grand Total)	0	0	0	0	0	0	0	0
64238	Guaranty Income Life Ins Co	8. Total Inception-to-Date (Grand Total)	0	0		0	0			0
64297	First Unum Life Ins Co	1. Current (Comprehensive)	0	0	0	0	0	0	0	0
64297	First Unum Life Ins Co	2. Total Inception-to-Date (Comprehensive)	0	0		0	0			0
64297	First Unum Life Ins Co	3. Current (Institutional Only)	0	0	0	0	0	0	0	0
64297	First Unum Life Ins Co	4. Total Inception-to-Date (Institutional Only)	0	0		0	0			0
64297	First Unum Life Ins Co	5. Current (Non-Institutional Only)	0	0	0	0	0	0	0	0
64297	First Unum Life Ins Co	6. Total Inception-to-Date (Non-Institutional Only)	0	0		0	0			0
64297	First Unum Life Ins Co	7. Current (Grand Total)	0	0	0	0	0	0	0	0
64297	First Unum Life Ins Co	8. Total Inception-to-Date (Grand Total)	0	0		0	0			0
64688	SCOR Global Life Amer Reins Co	1. Current (Comprehensive)	0	0	0	0	0	0	0	0
64688	SCOR Global Life Amer Reins Co	2. Total Inception-to-Date (Comprehensive)	0	0		0	0			0
64688	SCOR Global Life Amer Reins Co	3. Current (Institutional Only)	0	0	0	0	0	0	0	0
64688	SCOR Global Life Amer Reins Co	4. Total Inception-to-Date (Institutional Only)	0	0		0	0			0
64688	SCOR Global Life Amer Reins Co	5. Current (Non-Institutional Only)	0	0	0	0	0	0	0	0
64688	SCOR Global Life Amer Reins Co	6. Total Inception-to-Date (Non-Institutional Only)	0	0		0	0			0
64688	SCOR Global Life Amer Reins Co	7. Current (Grand Total)	0	0	0	0	0	0	0	0
64688	SCOR Global Life Amer Reins Co	8. Total Inception-to-Date (Grand Total)	0	0		0	0			0
65005	RiverSource Life Ins Co	1. Current (Comprehensive)	1996	0	81	9,566	22,523	3,505	214	0
65005	RiverSource Life Ins Co	2. Total Inception-to-Date (Comprehensive)	1996	0		319,537	260,497			12,761
65005	RiverSource Life Ins Co	3. Current (Institutional Only)	0	0	0	0	0	0	0	0
65005	RiverSource Life Ins Co	4. Total Inception-to-Date (Institutional Only)	0	0		0	0			0
65005	RiverSource Life Ins Co	5. Current (Non-Institutional Only)	0	0	0	0	0	0	0	0
65005	RiverSource Life Ins Co	6. Total Inception-to-Date (Non-Institutional Only)	0	0		0	0			0
65005	RiverSource Life Ins Co	7. Current (Grand Total)	1996	0	81	9,566	22,523	3,505	214	0
65005	RiverSource Life Ins Co	8. Total Inception-to-Date (Grand Total)	1996	0		319,537	260,497			12,761

CAUTION: The information contained on this page is UNAUDITED and not a complete analysis nor is it an expression of opinion on any insurer. This page may contain inadvertent errors.

2022 Long-Term Care Insurance Experience Reporting - Form 4
Direct Group Experience - STAND-ALONE ONLY

Company Number	Company Name	Row Description	Calendar Year of Peak	Third Party Funding (%)	Average Attained Age	Earned Premiums	Incurred Claims	Number of Lives In Force Year End	Number of Terminations	Number of New Lives Insured
65056	Jackson Natl Life Ins Co	1. Current (Comprehensive)	0	0	0	0	0	0	0	0
65056	Jackson Natl Life Ins Co	2. Total Inception-to-Date (Comprehensive)	0	0		0	0			0
65056	Jackson Natl Life Ins Co	3. Current (Institutional Only)	0	0	0	0	0	0	0	0
65056	Jackson Natl Life Ins Co	4. Total Inception-to-Date (Institutional Only)	0	0		0	0			0
65056	Jackson Natl Life Ins Co	5. Current (Non-Institutional Only)	0	0	0	0	0	0	0	0
65056	Jackson Natl Life Ins Co	6. Total Inception-to-Date (Non-Institutional Only)	0	0		0	0			0
65056	Jackson Natl Life Ins Co	7. Current (Grand Total)	0	0	0	0	0	0	0	0
65056	Jackson Natl Life Ins Co	8. Total Inception-to-Date (Grand Total)	0	0		0	0			0
65080	John Alden Life Ins Co	1. Current (Comprehensive)	0	0	0	0	0	0	0	0
65080	John Alden Life Ins Co	2. Total Inception-to-Date (Comprehensive)	0	0		0	0			0
65080	John Alden Life Ins Co	3. Current (Institutional Only)	0	0	0	0	0	0	0	0
65080	John Alden Life Ins Co	4. Total Inception-to-Date (Institutional Only)	0	0		0	0			0
65080	John Alden Life Ins Co	5. Current (Non-Institutional Only)	0	0	0	0	0	0	0	0
65080	John Alden Life Ins Co	6. Total Inception-to-Date (Non-Institutional Only)	0	0		0	0			0
65080	John Alden Life Ins Co	7. Current (Grand Total)	0	0	0	0	0	0	0	0
65080	John Alden Life Ins Co	8. Total Inception-to-Date (Grand Total)	0	0		0	0			0
65242	Lafayette Life Ins Co	1. Current (Comprehensive)	0	0	0	0	0	0	0	0
65242	Lafayette Life Ins Co	2. Total Inception-to-Date (Comprehensive)	0	0		0	0			0
65242	Lafayette Life Ins Co	3. Current (Institutional Only)	0	0	0	0	0	0	0	0
65242	Lafayette Life Ins Co	4. Total Inception-to-Date (Institutional Only)	0	0		0	0			0
65242	Lafayette Life Ins Co	5. Current (Non-Institutional Only)	0	0	0	0	0	0	0	0
65242	Lafayette Life Ins Co	6. Total Inception-to-Date (Non-Institutional Only)	0	0		0	0			0
65242	Lafayette Life Ins Co	7. Current (Grand Total)	0	0	0	0	0	0	0	0
65242	Lafayette Life Ins Co	8. Total Inception-to-Date (Grand Total)	0	0		0	0			0
65498	Life Ins Co Of N Amer	1. Current (Comprehensive)	0	0	0	0	0	0	0	0
65498	Life Ins Co Of N Amer	2. Total Inception-to-Date (Comprehensive)	0	0		0	0			0
65498	Life Ins Co Of N Amer	3. Current (Institutional Only)	0	0	0	0	0	0	0	0
65498	Life Ins Co Of N Amer	4. Total Inception-to-Date (Institutional Only)	0	0		0	0			0
65498	Life Ins Co Of N Amer	5. Current (Non-Institutional Only)	0	0	0	0	0	0	0	0
65498	Life Ins Co Of N Amer	6. Total Inception-to-Date (Non-Institutional Only)	0	0		0	0			0
65498	Life Ins Co Of N Amer	7. Current (Grand Total)	0	0	0	0	0	0	0	0
65498	Life Ins Co Of N Amer	8. Total Inception-to-Date (Grand Total)	0	0		0	0			0

CAUTION: The information contained on this page is UNAUDITED and not a complete analysis nor is it an expression of opinion on any insurer. This page may contain inadvertent errors.

2022 Long-Term Care Insurance Experience Reporting - Form 4
Direct Group Experience - STAND-ALONE ONLY

Company Number	Company Name	Row Description	Calendar Year of Peak	Third Party Funding (%)	Average Attained Age	Earned Premiums	Incurred Claims	Number of Lives In Force Year End	Number of Terminations	Number of New Lives Insured
65536	Genworth Life & Ann Ins Co	1. Current (Comprehensive)	0	0	0	0	0	0	0	0
65536	Genworth Life & Ann Ins Co	2. Total Inception-to-Date (Comprehensive)	0	0		0	0			0
65536	Genworth Life & Ann Ins Co	3. Current (Institutional Only)	0	0	0	0	0	0	0	0
65536	Genworth Life & Ann Ins Co	4. Total Inception-to-Date (Institutional Only)	0	0		0	0			0
65536	Genworth Life & Ann Ins Co	5. Current (Non-Institutional Only)	0	0	0	0	0	0	0	0
65536	Genworth Life & Ann Ins Co	6. Total Inception-to-Date (Non-Institutional Only)	0	0		0	0			0
65536	Genworth Life & Ann Ins Co	7. Current (Grand Total)	0	0	0	0	0	0	0	0
65536	Genworth Life & Ann Ins Co	8. Total Inception-to-Date (Grand Total)	0	0		0	0			0
65595	Lincoln Benefit Life Co	1. Current (Comprehensive)	0	0	0	0	0	0	0	0
65595	Lincoln Benefit Life Co	2. Total Inception-to-Date (Comprehensive)	0	0		0	0			0
65595	Lincoln Benefit Life Co	3. Current (Institutional Only)	0	0	0	0	0	0	0	0
65595	Lincoln Benefit Life Co	4. Total Inception-to-Date (Institutional Only)	0	0		0	0			0
65595	Lincoln Benefit Life Co	5. Current (Non-Institutional Only)	0	0	0	0	0	0	0	0
65595	Lincoln Benefit Life Co	6. Total Inception-to-Date (Non-Institutional Only)	0	0		0	0			0
65595	Lincoln Benefit Life Co	7. Current (Grand Total)	0	0	0	0	0	0	0	0
65595	Lincoln Benefit Life Co	8. Total Inception-to-Date (Grand Total)	0	0		0	0			0
65676	Lincoln Natl Life Ins Co	1. Current (Comprehensive)	1992	0	74	23	8	18	1	0
65676	Lincoln Natl Life Ins Co	2. Total Inception-to-Date (Comprehensive)	1992	0		785	744			48
65676	Lincoln Natl Life Ins Co	3. Current (Institutional Only)	0	0	0	0	0	0	0	0
65676	Lincoln Natl Life Ins Co	4. Total Inception-to-Date (Institutional Only)	0	0		0	0			0
65676	Lincoln Natl Life Ins Co	5. Current (Non-Institutional Only)	0	0	0	0	0	0	0	0
65676	Lincoln Natl Life Ins Co	6. Total Inception-to-Date (Non-Institutional Only)	0	0		0	0			0
65676	Lincoln Natl Life Ins Co	7. Current (Grand Total)	0	0	0	23	8	18	1	0
65676	Lincoln Natl Life Ins Co	8. Total Inception-to-Date (Grand Total)	0	0		785	744			48
65722	Loyal Amer Life Ins Co	1. Current (Comprehensive)	0	0	0	0	0	0	0	0
65722	Loyal Amer Life Ins Co	2. Total Inception-to-Date (Comprehensive)	0	0		0	0			0
65722	Loyal Amer Life Ins Co	3. Current (Institutional Only)	0	0	0	0	0	0	0	0
65722	Loyal Amer Life Ins Co	4. Total Inception-to-Date (Institutional Only)	0	0		0	0			0
65722	Loyal Amer Life Ins Co	5. Current (Non-Institutional Only)	0	0	0	0	0	0	0	0
65722	Loyal Amer Life Ins Co	6. Total Inception-to-Date (Non-Institutional Only)	0	0		0	0			0
65722	Loyal Amer Life Ins Co	7. Current (Grand Total)	0	0	0	0	0	0	0	0
65722	Loyal Amer Life Ins Co	8. Total Inception-to-Date (Grand Total)	0	0		0	0			0

CAUTION: The information contained on this page is UNAUDITED and not a complete analysis nor is it an expression of opinion on any insurer. This page may contain inadvertent errors.

**2022 Long-Term Care Insurance Experience Reporting - Form 4
Direct Group Experience - STAND-ALONE ONLY**

Company Number	Company Name	Row Description	Calendar Year of Peak	Third Party Funding (%)	Average Attained Age	Earned Premiums	Incurred Claims	Number of Lives In Force Year End	Number of Terminations	Number of New Lives Insured
65781	Madison Natl Life Ins Co Inc	1. Current (Comprehensive)	0	0	0	0	0	0	0	0
65781	Madison Natl Life Ins Co Inc	2. Total Inception-to-Date (Comprehensive)	0	0		0	0			0
65781	Madison Natl Life Ins Co Inc	3. Current (Institutional Only)	0	0	0	0	0	0	0	0
65781	Madison Natl Life Ins Co Inc	4. Total Inception-to-Date (Institutional Only)	0	0		0	0			0
65781	Madison Natl Life Ins Co Inc	5. Current (Non-Institutional Only)	0	0	0	0	0	0	0	0
65781	Madison Natl Life Ins Co Inc	6. Total Inception-to-Date (Non-Institutional Only)	0	0		0	0			0
65781	Madison Natl Life Ins Co Inc	7. Current (Grand Total)	0	0	0	0	0	0	0	0
65781	Madison Natl Life Ins Co Inc	8. Total Inception-to-Date (Grand Total)	0	0		0	0			0
65838	John Hancock Life Ins Co USA	1. Current (Comprehensive)	2007	1	68	345,925	279,132	285,422	5,956	0
65838	John Hancock Life Ins Co USA	2. Total Inception-to-Date (Comprehensive)	2007	1		5,965,650	2,694,929			545,559
65838	John Hancock Life Ins Co USA	3. Current (Institutional Only)	0	0	0	0	0	0	0	0
65838	John Hancock Life Ins Co USA	4. Total Inception-to-Date (Institutional Only)	0	0		0	0			0
65838	John Hancock Life Ins Co USA	5. Current (Non-Institutional Only)	0	0	0	0	0	0	0	0
65838	John Hancock Life Ins Co USA	6. Total Inception-to-Date (Non-Institutional Only)	0	0		0	0			0
65838	John Hancock Life Ins Co USA	7. Current (Grand Total)	2007	1	68	345,925	279,132	285,422	5,956	0
65838	John Hancock Life Ins Co USA	8. Total Inception-to-Date (Grand Total)	2007	1		5,965,650	2,694,929			545,559
65919	Primerica Life Ins Co	1. Current (Comprehensive)	0	0	0	0	0	0	0	0
65919	Primerica Life Ins Co	2. Total Inception-to-Date (Comprehensive)	0	0		0	0			0
65919	Primerica Life Ins Co	3. Current (Institutional Only)	0	0	0	0	0	0	0	0
65919	Primerica Life Ins Co	4. Total Inception-to-Date (Institutional Only)	0	0		0	0			0
65919	Primerica Life Ins Co	5. Current (Non-Institutional Only)	0	0	0	0	0	0	0	0
65919	Primerica Life Ins Co	6. Total Inception-to-Date (Non-Institutional Only)	0	0		0	0			0
65919	Primerica Life Ins Co	7. Current (Grand Total)	0	0	0	0	0	0	0	0
65919	Primerica Life Ins Co	8. Total Inception-to-Date (Grand Total)	0	0		0	0			0
65935	Massachusetts Mut Life Ins Co	1. Current (Comprehensive)	0	0	0	0	0	0	0	0
65935	Massachusetts Mut Life Ins Co	2. Total Inception-to-Date (Comprehensive)	0	0		0	0			0
65935	Massachusetts Mut Life Ins Co	3. Current (Institutional Only)	0	0	0	0	0	0	0	0
65935	Massachusetts Mut Life Ins Co	4. Total Inception-to-Date (Institutional Only)	0	0		0	0			0
65935	Massachusetts Mut Life Ins Co	5. Current (Non-Institutional Only)	0	0	0	0	0	0	0	0
65935	Massachusetts Mut Life Ins Co	6. Total Inception-to-Date (Non-Institutional Only)	0	0		0	0			0
65935	Massachusetts Mut Life Ins Co	7. Current (Grand Total)	0	0	0	0	0	0	0	0
65935	Massachusetts Mut Life Ins Co	8. Total Inception-to-Date (Grand Total)	0	0		0	0			0

CAUTION: The information contained on this page is UNAUDITED and not a complete analysis nor is it an expression of opinion on any insurer. This page may contain inadvertent errors.

2022 Long-Term Care Insurance Experience Reporting - Form 4
Direct Group Experience - STAND-ALONE ONLY

Company Number	Company Name	Row Description	Calendar Year of Peak	Third Party Funding (%)	Average Attained Age	Earned Premiums	Incurred Claims	Number of Lives In Force Year End	Number of Terminations	Number of New Lives Insured
65978	Metropolitan Life Ins Co	1. Current (Comprehensive)	2001	0	72	265,450	321,284	206,231	6,846	0
65978	Metropolitan Life Ins Co	2. Total Inception-to-Date (Comprehensive)	2001	0		7,584,840	3,952,938			480,284
65978	Metropolitan Life Ins Co	3. Current (Institutional Only)	2001	0	80	22,576	58,897	26,659	1,804	0
65978	Metropolitan Life Ins Co	4. Total Inception-to-Date (Institutional Only)	1992	0		686,504	704,991			83,871
65978	Metropolitan Life Ins Co	5. Current (Non-Institutional Only)	0	0	0	0	0	0	0	0
65978	Metropolitan Life Ins Co	6. Total Inception-to-Date (Non-Institutional Only)	0	0		0	0			0
65978	Metropolitan Life Ins Co	7. Current (Grand Total)	2001	0	73	288,026	380,181	232,890	8,650	0
65978	Metropolitan Life Ins Co	8. Total Inception-to-Date (Grand Total)	2001	0		8,271,344	4,657,928			564,155
66087	Mid West Natl Life Ins Co Of TN	1. Current (Comprehensive)	0	0	0	0	0	0	0	0
66087	Mid West Natl Life Ins Co Of TN	2. Total Inception-to-Date (Comprehensive)	0	0		0	0			0
66087	Mid West Natl Life Ins Co Of TN	3. Current (Institutional Only)	0	0	0	0	0	0	0	0
66087	Mid West Natl Life Ins Co Of TN	4. Total Inception-to-Date (Institutional Only)	0	0		0	0			0
66087	Mid West Natl Life Ins Co Of TN	5. Current (Non-Institutional Only)	0	0	0	0	0	0	0	0
66087	Mid West Natl Life Ins Co Of TN	6. Total Inception-to-Date (Non-Institutional Only)	0	0		0	0			0
66087	Mid West Natl Life Ins Co Of TN	7. Current (Grand Total)	0	0	0	0	0	0	0	0
66087	Mid West Natl Life Ins Co Of TN	8. Total Inception-to-Date (Grand Total)	0	0		0	0			0
66133	Wilton Reassur Co	1. Current (Comprehensive)	0	0	0	0	0	0	0	0
66133	Wilton Reassur Co	2. Total Inception-to-Date (Comprehensive)	0	0		0	0			0
66133	Wilton Reassur Co	3. Current (Institutional Only)	0	0	0	0	0	0	0	0
66133	Wilton Reassur Co	4. Total Inception-to-Date (Institutional Only)	0	0		0	0			0
66133	Wilton Reassur Co	5. Current (Non-Institutional Only)	0	0	0	0	0	0	0	0
66133	Wilton Reassur Co	6. Total Inception-to-Date (Non-Institutional Only)	0	0		0	0			0
66133	Wilton Reassur Co	7. Current (Grand Total)	0	0	0	0	0	0	0	0
66133	Wilton Reassur Co	8. Total Inception-to-Date (Grand Total)	0	0		0	0			0
66168	Minnesota Life Ins Co	1. Current (Comprehensive)	1990	0	80	3	8	5	0	0
66168	Minnesota Life Ins Co	2. Total Inception-to-Date (Comprehensive)	1990	0		289	242			0
66168	Minnesota Life Ins Co	3. Current (Institutional Only)	0	0	0	0	0	0	0	0
66168	Minnesota Life Ins Co	4. Total Inception-to-Date (Institutional Only)	0	0		0	0			0
66168	Minnesota Life Ins Co	5. Current (Non-Institutional Only)	0	0	0	0	0	0	0	0
66168	Minnesota Life Ins Co	6. Total Inception-to-Date (Non-Institutional Only)	0	0		0	0			0
66168	Minnesota Life Ins Co	7. Current (Grand Total)	0	0	0	3	8	5	0	0
66168	Minnesota Life Ins Co	8. Total Inception-to-Date (Grand Total)	0	0		289	242			0

CAUTION: The information contained on this page is UNAUDITED and not a complete analysis nor is it an expression of opinion on any insurer. This page may contain inadvertent errors.

2022 Long-Term Care Insurance Experience Reporting - Form 4
Direct Group Experience - STAND-ALONE ONLY

Company Number	Company Name	Row Description	Calendar Year of Peak	Third Party Funding (%)	Average Attained Age	Earned Premiums	Incurred Claims	Number of Lives In Force Year End	Number of Terminations	Number of New Lives Insured
66370	Mony Life Ins Co	1. Current (Comprehensive)	1990	0	92	1	0	4	2	0
66370	Mony Life Ins Co	2. Total Inception-to-Date (Comprehensive)	1990	0		17	49			21
66370	Mony Life Ins Co	3. Current (Institutional Only)	0	0	0	0	0	0	0	0
66370	Mony Life Ins Co	4. Total Inception-to-Date (Institutional Only)	0	0		0	0			0
66370	Mony Life Ins Co	5. Current (Non-Institutional Only)	0	0	0	0	0	0	0	0
66370	Mony Life Ins Co	6. Total Inception-to-Date (Non-Institutional Only)	0	0		0	0			0
66370	Mony Life Ins Co	7. Current (Grand Total)	1990	0	0	1	0	4	2	0
66370	Mony Life Ins Co	8. Total Inception-to-Date (Grand Total)	1990	0		17	49			21
66583	National Guardian Life Ins Co	1. Current (Comprehensive)	0	0	0	0	0	0	0	0
66583	National Guardian Life Ins Co	2. Total Inception-to-Date (Comprehensive)	0	0		0	0			0
66583	National Guardian Life Ins Co	3. Current (Institutional Only)	0	0	0	0	0	0	0	0
66583	National Guardian Life Ins Co	4. Total Inception-to-Date (Institutional Only)	0	0		0	0			0
66583	National Guardian Life Ins Co	5. Current (Non-Institutional Only)	0	0	0	0	0	0	0	0
66583	National Guardian Life Ins Co	6. Total Inception-to-Date (Non-Institutional Only)	0	0		0	0			0
66583	National Guardian Life Ins Co	7. Current (Grand Total)	0	0	0	0	0	0	0	0
66583	National Guardian Life Ins Co	8. Total Inception-to-Date (Grand Total)	0	0		0	0			0
66680	National Life Ins Co	1. Current (Comprehensive)	0	0	0	0	0	0	0	0
66680	National Life Ins Co	2. Total Inception-to-Date (Comprehensive)	0	0		0	0			0
66680	National Life Ins Co	3. Current (Institutional Only)	0	0	0	0	0	0	0	0
66680	National Life Ins Co	4. Total Inception-to-Date (Institutional Only)	0	0		0	0			0
66680	National Life Ins Co	5. Current (Non-Institutional Only)	0	0	0	0	0	0	0	0
66680	National Life Ins Co	6. Total Inception-to-Date (Non-Institutional Only)	0	0		0	0			0
66680	National Life Ins Co	7. Current (Grand Total)	0	0	0	0	0	0	0	0
66680	National Life Ins Co	8. Total Inception-to-Date (Grand Total)	0	0		0	0			0
66915	New York Life Ins Co	1. Current (Comprehensive)	2000	0	72	2,336	9,781	3,060	147	8
66915	New York Life Ins Co	2. Total Inception-to-Date (Comprehensive)	1992	0		165,149	152,180			9,385
66915	New York Life Ins Co	3. Current (Institutional Only)	1992	0	89	127	1,013	233	50	2
66915	New York Life Ins Co	4. Total Inception-to-Date (Institutional Only)	1991	0		29,154	43,910			2,266
66915	New York Life Ins Co	5. Current (Non-Institutional Only)	0	0	0	0	0	0	0	0
66915	New York Life Ins Co	6. Total Inception-to-Date (Non-Institutional Only)	0	0		0	0			0
66915	New York Life Ins Co	7. Current (Grand Total)	2000	0	74	2,463	10,794	3,293	197	10
66915	New York Life Ins Co	8. Total Inception-to-Date (Grand Total)	1991	0		194,303	196,090			11,651

CAUTION: The information contained on this page is UNAUDITED and not a complete analysis nor is it an expression of opinion on any insurer. This page may contain inadvertent errors.

2022 Long-Term Care Insurance Experience Reporting - Form 4
Direct Group Experience - STAND-ALONE ONLY

Company Number	Company Name	Row Description	Calendar Year of Peak	Third Party Funding (%)	Average Attained Age	Earned Premiums	Incurred Claims	Number of Lives In Force Year End	Number of Terminations	Number of New Lives Insured
67083	Manhattan Natl Life Ins Co	1. Current (Comprehensive)	0	0	0	0	0	0	0	0
67083	Manhattan Natl Life Ins Co	2. Total Inception-to-Date (Comprehensive)	0	0		0	0			0
67083	Manhattan Natl Life Ins Co	3. Current (Institutional Only)	0	0	0	0	0	0	0	0
67083	Manhattan Natl Life Ins Co	4. Total Inception-to-Date (Institutional Only)	0	0		0	0			0
67083	Manhattan Natl Life Ins Co	5. Current (Non-Institutional Only)	0	0	0	0	0	0	0	0
67083	Manhattan Natl Life Ins Co	6. Total Inception-to-Date (Non-Institutional Only)	0	0		0	0			0
67083	Manhattan Natl Life Ins Co	7. Current (Grand Total)	0	0	0	0	0	0	0	0
67083	Manhattan Natl Life Ins Co	8. Total Inception-to-Date (Grand Total)	0	0		0	0			0
67091	Northwestern Mut Life Ins Co	1. Current (Comprehensive)	0	0	0	0	0	0	0	0
67091	Northwestern Mut Life Ins Co	2. Total Inception-to-Date (Comprehensive)	0	0		0	0			0
67091	Northwestern Mut Life Ins Co	3. Current (Institutional Only)	0	0	0	0	0	0	0	0
67091	Northwestern Mut Life Ins Co	4. Total Inception-to-Date (Institutional Only)	0	0		0	0			0
67091	Northwestern Mut Life Ins Co	5. Current (Non-Institutional Only)	0	0	0	0	0	0	0	0
67091	Northwestern Mut Life Ins Co	6. Total Inception-to-Date (Non-Institutional Only)	0	0		0	0			0
67091	Northwestern Mut Life Ins Co	7. Current (Grand Total)	0	0	0	0	0	0	0	0
67091	Northwestern Mut Life Ins Co	8. Total Inception-to-Date (Grand Total)	0	0		0	0			0
67105	Reliastar Life Ins Co	1. Current (Comprehensive)	1991	0	87	35	7	15	12	0
67105	Reliastar Life Ins Co	2. Total Inception-to-Date (Comprehensive)	1989	0		3,961	2,074			337
67105	Reliastar Life Ins Co	3. Current (Institutional Only)	0	0	0	0	0	0	0	0
67105	Reliastar Life Ins Co	4. Total Inception-to-Date (Institutional Only)	0	0		0	0			0
67105	Reliastar Life Ins Co	5. Current (Non-Institutional Only)	0	0	0	0	0	0	0	0
67105	Reliastar Life Ins Co	6. Total Inception-to-Date (Non-Institutional Only)	0	0		0	0			0
67105	Reliastar Life Ins Co	7. Current (Grand Total)	1991	0	87	35	7	15	12	0
67105	Reliastar Life Ins Co	8. Total Inception-to-Date (Grand Total)	1989	0		3,961	2,074			337
67199	Old Amer Ins Co	1. Current (Comprehensive)	0	0	0	0	0	0	0	0
67199	Old Amer Ins Co	2. Total Inception-to-Date (Comprehensive)	0	0		0	0			0
67199	Old Amer Ins Co	3. Current (Institutional Only)	0	0	0	0	0	0	0	0
67199	Old Amer Ins Co	4. Total Inception-to-Date (Institutional Only)	0	0		0	0			0
67199	Old Amer Ins Co	5. Current (Non-Institutional Only)	0	0	0	0	0	0	0	0
67199	Old Amer Ins Co	6. Total Inception-to-Date (Non-Institutional Only)	0	0		0	0			0
67199	Old Amer Ins Co	7. Current (Grand Total)	0	0	0	0	0	0	0	0
67199	Old Amer Ins Co	8. Total Inception-to-Date (Grand Total)	0	0		0	0			0

CAUTION: The information contained on this page is UNAUDITED and not a complete analysis nor is it an expression of opinion on any insurer. This page may contain inadvertent errors.

2022 Long-Term Care Insurance Experience Reporting - Form 4
Direct Group Experience - STAND-ALONE ONLY

Company Number	Company Name	Row Description	Calendar Year of Peak	Third Party Funding (%)	Average Attained Age	Earned Premiums	Incurred Claims	Number of Lives In Force Year End	Number of Terminations	Number of New Lives Insured
67628	Pekin Life Ins Co	1. Current (Comprehensive)	0	0	0	0	0	0	0	0
67628	Pekin Life Ins Co	2. Total Inception-to-Date (Comprehensive)	0	0		0	0			0
67628	Pekin Life Ins Co	3. Current (Institutional Only)	0	0	0	0	0	0	0	0
67628	Pekin Life Ins Co	4. Total Inception-to-Date (Institutional Only)	0	0		0	0			0
67628	Pekin Life Ins Co	5. Current (Non-Institutional Only)	0	0	0	0	0	0	0	0
67628	Pekin Life Ins Co	6. Total Inception-to-Date (Non-Institutional Only)	0	0		0	0			0
67628	Pekin Life Ins Co	7. Current (Grand Total)	0	0	0	0	0	0	0	0
67628	Pekin Life Ins Co	8. Total Inception-to-Date (Grand Total)	0	0		0	0			0
67652	First Penn Pacific Life Ins Co	1. Current (Comprehensive)	0	0	0	0	0	0	0	0
67652	First Penn Pacific Life Ins Co	2. Total Inception-to-Date (Comprehensive)	0	0		0	0			0
67652	First Penn Pacific Life Ins Co	3. Current (Institutional Only)	0	0	0	0	0	0	0	0
67652	First Penn Pacific Life Ins Co	4. Total Inception-to-Date (Institutional Only)	0	0		0	0			0
67652	First Penn Pacific Life Ins Co	5. Current (Non-Institutional Only)	0	0	0	0	0	0	0	0
67652	First Penn Pacific Life Ins Co	6. Total Inception-to-Date (Non-Institutional Only)	0	0		0	0			0
67652	First Penn Pacific Life Ins Co	7. Current (Grand Total)	0	0	0	0	0	0	0	0
67652	First Penn Pacific Life Ins Co	8. Total Inception-to-Date (Grand Total)	0	0		0	0			0
67784	Philadelphia Amer Life Ins Co	1. Current (Comprehensive)	0	0	0	1,144	(935)	1	1	0
67784	Philadelphia Amer Life Ins Co	2. Total Inception-to-Date (Comprehensive)	0	0		3,140	(754)			0
67784	Philadelphia Amer Life Ins Co	3. Current (Institutional Only)	0	0	0	0	0	0	0	0
67784	Philadelphia Amer Life Ins Co	4. Total Inception-to-Date (Institutional Only)	0	0		0	0			0
67784	Philadelphia Amer Life Ins Co	5. Current (Non-Institutional Only)	0	0	0	0	0	0	0	0
67784	Philadelphia Amer Life Ins Co	6. Total Inception-to-Date (Non-Institutional Only)	0	0		0	0			0
67784	Philadelphia Amer Life Ins Co	7. Current (Grand Total)	0	0	0	1,144	(935)	1	1	0
67784	Philadelphia Amer Life Ins Co	8. Total Inception-to-Date (Grand Total)	0	0		3,140	(754)			0
68195	Provident Life & Accident Ins Co	1. Current (Comprehensive)	0	0	0	0	0	0	0	0
68195	Provident Life & Accident Ins Co	2. Total Inception-to-Date (Comprehensive)	0	0		0	0			0
68195	Provident Life & Accident Ins Co	3. Current (Institutional Only)	0	0	0	0	0	0	0	0
68195	Provident Life & Accident Ins Co	4. Total Inception-to-Date (Institutional Only)	0	0		0	0			0
68195	Provident Life & Accident Ins Co	5. Current (Non-Institutional Only)	0	0	0	0	0	0	0	0
68195	Provident Life & Accident Ins Co	6. Total Inception-to-Date (Non-Institutional Only)	0	0		0	0			0
68195	Provident Life & Accident Ins Co	7. Current (Grand Total)	0	0	0	0	0	0	0	0
68195	Provident Life & Accident Ins Co	8. Total Inception-to-Date (Grand Total)	0	0		0	0			0

CAUTION: The information contained on this page is UNAUDITED and not a complete analysis nor is it an expression of opinion on any insurer. This page may contain inadvertent errors.

2022 Long-Term Care Insurance Experience Reporting - Form 4
Direct Group Experience - STAND-ALONE ONLY

Company Number	Company Name	Row Description	Calendar Year of Peak	Third Party Funding (%)	Average Attained Age	Earned Premiums	Incurred Claims	Number of Lives In Force Year End	Number of Terminations	Number of New Lives Insured
68209	Provident Life & Cas Ins Co	1. Current (Comprehensive)	0	0	0	0	0	0	0	0
68209	Provident Life & Cas Ins Co	2. Total Inception-to-Date (Comprehensive)	0	0		0	0			0
68209	Provident Life & Cas Ins Co	3. Current (Institutional Only)	0	0	0	0	0	0	0	0
68209	Provident Life & Cas Ins Co	4. Total Inception-to-Date (Institutional Only)	0	0		0	0			0
68209	Provident Life & Cas Ins Co	5. Current (Non-Institutional Only)	0	0	0	0	0	0	0	0
68209	Provident Life & Cas Ins Co	6. Total Inception-to-Date (Non-Institutional Only)	0	0		0	0			0
68209	Provident Life & Cas Ins Co	7. Current (Grand Total)	0	0	0	0	0	0	0	0
68209	Provident Life & Cas Ins Co	8. Total Inception-to-Date (Grand Total)	0	0		0	0			0
68241	Prudential Ins Co Of Amer	1. Current (Comprehensive)	2012	1	69	236,029	161,556	132,757	3,085	0
68241	Prudential Ins Co Of Amer	2. Total Inception-to-Date (Comprehensive)	2012	2		3,455,030	1,131,673			293,855
68241	Prudential Ins Co Of Amer	3. Current (Institutional Only)	0	0	0	0	0	0	0	0
68241	Prudential Ins Co Of Amer	4. Total Inception-to-Date (Institutional Only)	1996	0		253	0			179
68241	Prudential Ins Co Of Amer	5. Current (Non-Institutional Only)	0	0	0	0	0	0	0	0
68241	Prudential Ins Co Of Amer	6. Total Inception-to-Date (Non-Institutional Only)	0	0		0	0			0
68241	Prudential Ins Co Of Amer	7. Current (Grand Total)	2012	1	69	236,029	161,556	132,757	3,085	0
68241	Prudential Ins Co Of Amer	8. Total Inception-to-Date (Grand Total)	2012	2		3,455,283	1,131,673			294,034
68284	Nassau Life Ins Co of KS	1. Current (Comprehensive)	0	0	0	0	0	0	0	0
68284	Nassau Life Ins Co of KS	2. Total Inception-to-Date (Comprehensive)	0	0		0	0			0
68284	Nassau Life Ins Co of KS	3. Current (Institutional Only)	0	0	0	0	0	0	0	0
68284	Nassau Life Ins Co of KS	4. Total Inception-to-Date (Institutional Only)	0	0		0	0			0
68284	Nassau Life Ins Co of KS	5. Current (Non-Institutional Only)	0	0	0	0	0	0	0	0
68284	Nassau Life Ins Co of KS	6. Total Inception-to-Date (Non-Institutional Only)	0	0		0	0			0
68284	Nassau Life Ins Co of KS	7. Current (Grand Total)	0	0	0	0	0	0	0	0
68284	Nassau Life Ins Co of KS	8. Total Inception-to-Date (Grand Total)	0	0		0	0			0
68446	Oceanview Life & Annuity Co	1. Current (Comprehensive)	0	0	0	0	0	0	0	0
68446	Oceanview Life & Annuity Co	2. Total Inception-to-Date (Comprehensive)	0	0		0	0			0
68446	Oceanview Life & Annuity Co	3. Current (Institutional Only)	0	0	0	0	0	0	0	0
68446	Oceanview Life & Annuity Co	4. Total Inception-to-Date (Institutional Only)	0	0		0	0			0
68446	Oceanview Life & Annuity Co	5. Current (Non-Institutional Only)	0	0	0	0	0	0	0	0
68446	Oceanview Life & Annuity Co	6. Total Inception-to-Date (Non-Institutional Only)	0	0		0	0			0
68446	Oceanview Life & Annuity Co	7. Current (Grand Total)	0	0	0	0	0	0	0	0
68446	Oceanview Life & Annuity Co	8. Total Inception-to-Date (Grand Total)	0	0		0	0			0

CAUTION: The information contained on this page is UNAUDITED and not a complete analysis nor is it an expression of opinion on any insurer. This page may contain inadvertent errors.

**2022 Long-Term Care Insurance Experience Reporting - Form 4
Direct Group Experience - STAND-ALONE ONLY**

Company Number	Company Name	Row Description	Calendar Year of Peak	Third Party Funding (%)	Average Attained Age	Earned Premiums	Incurred Claims	Number of Lives In Force Year End	Number of Terminations	Number of New Lives Insured
68462	Reserve Natl Ins Co	1. Current (Comprehensive)	0	0	0	0	0	0	0	0
68462	Reserve Natl Ins Co	2. Total Inception-to-Date (Comprehensive)	0	0		0	0			0
68462	Reserve Natl Ins Co	3. Current (Institutional Only)	0	0	0	0	0	0	0	0
68462	Reserve Natl Ins Co	4. Total Inception-to-Date (Institutional Only)	0	0		0	0			0
68462	Reserve Natl Ins Co	5. Current (Non-Institutional Only)	0	0	0	0	0	0	0	0
68462	Reserve Natl Ins Co	6. Total Inception-to-Date (Non-Institutional Only)	0	0		0	0			0
68462	Reserve Natl Ins Co	7. Current (Grand Total)	0	0	0	0	0	0	0	0
68462	Reserve Natl Ins Co	8. Total Inception-to-Date (Grand Total)	0	0		0	0			0
68500	Continental Life Ins Co Brentwood	1. Current (Comprehensive)	0	0	0	0	0	0	0	0
68500	Continental Life Ins Co Brentwood	2. Total Inception-to-Date (Comprehensive)	0	0		0	0			0
68500	Continental Life Ins Co Brentwood	3. Current (Institutional Only)	0	0	0	0	0	0	0	0
68500	Continental Life Ins Co Brentwood	4. Total Inception-to-Date (Institutional Only)	0	0		0	0			0
68500	Continental Life Ins Co Brentwood	5. Current (Non-Institutional Only)	0	0	0	0	0	0	0	0
68500	Continental Life Ins Co Brentwood	6. Total Inception-to-Date (Non-Institutional Only)	0	0		0	0			0
68500	Continental Life Ins Co Brentwood	7. Current (Grand Total)	0	0	0	0	0	0	0	0
68500	Continental Life Ins Co Brentwood	8. Total Inception-to-Date (Grand Total)	0	0		0	0			0
68560	Bankers Conseco Life Ins Co	1. Current (Comprehensive)	0	0	0	0	0	0	0	0
68560	Bankers Conseco Life Ins Co	2. Total Inception-to-Date (Comprehensive)	0	0		0	0			0
68560	Bankers Conseco Life Ins Co	3. Current (Institutional Only)	0	0	0	0	0	0	0	0
68560	Bankers Conseco Life Ins Co	4. Total Inception-to-Date (Institutional Only)	0	0		0	0			0
68560	Bankers Conseco Life Ins Co	5. Current (Non-Institutional Only)	0	0	0	0	0	0	0	0
68560	Bankers Conseco Life Ins Co	6. Total Inception-to-Date (Non-Institutional Only)	0	0		0	0			0
68560	Bankers Conseco Life Ins Co	7. Current (Grand Total)	0	0	0	0	0	0	0	0
68560	Bankers Conseco Life Ins Co	8. Total Inception-to-Date (Grand Total)	0	0		0	0			0
68810	Sentry Life Ins Co	1. Current (Comprehensive)	1988	0	86	192	1,275	179	27	0
68810	Sentry Life Ins Co	2. Total Inception-to-Date (Comprehensive)	1988	0		21,289	26,999			1,565
68810	Sentry Life Ins Co	3. Current (Institutional Only)	0	0	0	0	0	0	0	0
68810	Sentry Life Ins Co	4. Total Inception-to-Date (Institutional Only)	0	0		0	0			0
68810	Sentry Life Ins Co	5. Current (Non-Institutional Only)	0	0	0	0	0	0	0	0
68810	Sentry Life Ins Co	6. Total Inception-to-Date (Non-Institutional Only)	0	0		0	0			0
68810	Sentry Life Ins Co	7. Current (Grand Total)	1988	0	86	192	1,275	179	27	0
68810	Sentry Life Ins Co	8. Total Inception-to-Date (Grand Total)	1988	0		21,289	26,999			1,565

CAUTION: The information contained on this page is UNAUDITED and not a complete analysis nor is it an expression of opinion on any insurer. This page may contain inadvertent errors.

**2022 Long-Term Care Insurance Experience Reporting - Form 4
Direct Group Experience - STAND-ALONE ONLY**

Company Number	Company Name	Row Description	Calendar Year of Peak	Third Party Funding (%)	Average Attained Age	Earned Premiums	Incurred Claims	Number of Lives In Force Year End	Number of Terminations	Number of New Lives Insured
68896	Southern Farm Bureau Life Ins Co	1. Current (Comprehensive)	0	0	0	0	0	0	0	0
68896	Southern Farm Bureau Life Ins Co	2. Total Inception-to-Date (Comprehensive)	0	0		0	0			0
68896	Southern Farm Bureau Life Ins Co	3. Current (Institutional Only)	0	0	0	0	0	0	0	0
68896	Southern Farm Bureau Life Ins Co	4. Total Inception-to-Date (Institutional Only)	0	0		0	0			0
68896	Southern Farm Bureau Life Ins Co	5. Current (Non-Institutional Only)	0	0	0	0	0	0	0	0
68896	Southern Farm Bureau Life Ins Co	6. Total Inception-to-Date (Non-Institutional Only)	0	0		0	0			0
68896	Southern Farm Bureau Life Ins Co	7. Current (Grand Total)	0	0	0	0	0	0	0	0
68896	Southern Farm Bureau Life Ins Co	8. Total Inception-to-Date (Grand Total)	0	0		0	0			0
69000	Northwestern Long Term Care Ins Co	1. Current (Comprehensive)	0	0	0	0	0	0	0	0
69000	Northwestern Long Term Care Ins Co	2. Total Inception-to-Date (Comprehensive)	0	0		0	0			0
69000	Northwestern Long Term Care Ins Co	3. Current (Institutional Only)	0	0	0	0	0	0	0	0
69000	Northwestern Long Term Care Ins Co	4. Total Inception-to-Date (Institutional Only)	0	0		0	0			0
69000	Northwestern Long Term Care Ins Co	5. Current (Non-Institutional Only)	0	0	0	0	0	0	0	0
69000	Northwestern Long Term Care Ins Co	6. Total Inception-to-Date (Non-Institutional Only)	0	0		0	0			0
69000	Northwestern Long Term Care Ins Co	7. Current (Grand Total)	0	0	0	0	0	0	0	0
69000	Northwestern Long Term Care Ins Co	8. Total Inception-to-Date (Grand Total)	0	0		0	0			0
69108	State Farm Life Ins Co	1. Current (Comprehensive)	0	0	0	0	0	0	0	0
69108	State Farm Life Ins Co	2. Total Inception-to-Date (Comprehensive)	0	0		0	0			0
69108	State Farm Life Ins Co	3. Current (Institutional Only)	0	0	0	0	0	0	0	0
69108	State Farm Life Ins Co	4. Total Inception-to-Date (Institutional Only)	0	0		0	0			0
69108	State Farm Life Ins Co	5. Current (Non-Institutional Only)	0	0	0	0	0	0	0	0
69108	State Farm Life Ins Co	6. Total Inception-to-Date (Non-Institutional Only)	0	0		0	0			0
69108	State Farm Life Ins Co	7. Current (Grand Total)	0	0	0	0	0	0	0	0
69108	State Farm Life Ins Co	8. Total Inception-to-Date (Grand Total)	0	0		0	0			0
69116	State Life Ins Co	1. Current (Comprehensive)	0	0	0	0	0	0	0	0
69116	State Life Ins Co	2. Total Inception-to-Date (Comprehensive)	0	0		0	0			0
69116	State Life Ins Co	3. Current (Institutional Only)	0	0	0	0	0	0	0	0
69116	State Life Ins Co	4. Total Inception-to-Date (Institutional Only)	0	0		0	0			0
69116	State Life Ins Co	5. Current (Non-Institutional Only)	0	0	0	0	0	0	0	0
69116	State Life Ins Co	6. Total Inception-to-Date (Non-Institutional Only)	0	0		0	0			0
69116	State Life Ins Co	7. Current (Grand Total)	0	0	0	0	0	0	0	0
69116	State Life Ins Co	8. Total Inception-to-Date (Grand Total)	0	0		0	0			0

CAUTION: The information contained on this page is UNAUDITED and not a complete analysis nor is it an expression of opinion on any insurer. This page may contain inadvertent errors.

**2022 Long-Term Care Insurance Experience Reporting - Form 4
Direct Group Experience - STAND-ALONE ONLY**

Company Number	Company Name	Row Description	Calendar Year of Peak	Third Party Funding (%)	Average Attained Age	Earned Premiums	Incurred Claims	Number of Lives In Force Year End	Number of Terminations	Number of New Lives Insured
69132	State Mut Ins Co	1. Current (Comprehensive)	0	0	0	0	0	0	0	0
69132	State Mut Ins Co	2. Total Inception-to-Date (Comprehensive)	0	0		0	0			0
69132	State Mut Ins Co	3. Current (Institutional Only)	0	0	0	0	0	0	0	0
69132	State Mut Ins Co	4. Total Inception-to-Date (Institutional Only)	0	0		0	0			0
69132	State Mut Ins Co	5. Current (Non-Institutional Only)	0	0	0	0	0	0	0	0
69132	State Mut Ins Co	6. Total Inception-to-Date (Non-Institutional Only)	0	0		0	0			0
69132	State Mut Ins Co	7. Current (Grand Total)	0	0	0	0	0	0	0	0
69132	State Mut Ins Co	8. Total Inception-to-Date (Grand Total)	0	0		0	0			0
69345	Teachers Ins & Ann Assoc Of Amer	1. Current (Comprehensive)	1996	0	78	269	177	189	7	0
69345	Teachers Ins & Ann Assoc Of Amer	2. Total Inception-to-Date (Comprehensive)	1996	0		9,103	3,653			1,001
69345	Teachers Ins & Ann Assoc Of Amer	3. Current (Institutional Only)	0	0	0	0	0	0	0	0
69345	Teachers Ins & Ann Assoc Of Amer	4. Total Inception-to-Date (Institutional Only)	0	0		0	0			0
69345	Teachers Ins & Ann Assoc Of Amer	5. Current (Non-Institutional Only)	0	0	0	0	0	0	0	0
69345	Teachers Ins & Ann Assoc Of Amer	6. Total Inception-to-Date (Non-Institutional Only)	0	0		0	0			0
69345	Teachers Ins & Ann Assoc Of Amer	7. Current (Grand Total)	1996	0	78	269	177	189	7	0
69345	Teachers Ins & Ann Assoc Of Amer	8. Total Inception-to-Date (Grand Total)	1996	0		9,103	3,653			1,001
69515	Medamerica Ins Co	1. Current (Comprehensive)	2003	0	70	11,177	12,755	10,138	226	0
69515	Medamerica Ins Co	2. Total Inception-to-Date (Comprehensive)	2006	0		247,794	146,618			22,950
69515	Medamerica Ins Co	3. Current (Institutional Only)	1996	0	75	34	596	71	6	0
69515	Medamerica Ins Co	4. Total Inception-to-Date (Institutional Only)	1989	0		13,211	19,291			816
69515	Medamerica Ins Co	5. Current (Non-Institutional Only)	2003	0	81	30	27	34	0	0
69515	Medamerica Ins Co	6. Total Inception-to-Date (Non-Institutional Only)	2003	0		1,172	949			68
69515	Medamerica Ins Co	7. Current (Grand Total)	2003	0	70	11,240	13,377	10,243	232	0
69515	Medamerica Ins Co	8. Total Inception-to-Date (Grand Total)	2006	0		262,177	166,859			23,834
69744	Union Labor Life Ins Co	1. Current (Comprehensive)	0	0	0	0	0	0	0	0
69744	Union Labor Life Ins Co	2. Total Inception-to-Date (Comprehensive)	0	0		0	0			0
69744	Union Labor Life Ins Co	3. Current (Institutional Only)	0	0	0	0	0	0	0	0
69744	Union Labor Life Ins Co	4. Total Inception-to-Date (Institutional Only)	0	0		0	0			0
69744	Union Labor Life Ins Co	5. Current (Non-Institutional Only)	0	0	0	0	0	0	0	0
69744	Union Labor Life Ins Co	6. Total Inception-to-Date (Non-Institutional Only)	0	0		0	0			0
69744	Union Labor Life Ins Co	7. Current (Grand Total)	0	0	0	0	0	0	0	0
69744	Union Labor Life Ins Co	8. Total Inception-to-Date (Grand Total)	0	0		0	0			0

CAUTION: The information contained on this page is UNAUDITED and not a complete analysis nor is it an expression of opinion on any insurer. This page may contain inadvertent errors.

**2022 Long-Term Care Insurance Experience Reporting - Form 4
Direct Group Experience - STAND-ALONE ONLY**

Company Number	Company Name	Row Description	Calendar Year of Peak	Third Party Funding (%)	Average Attained Age	Earned Premiums	Incurred Claims	Number of Lives In Force Year End	Number of Terminations	Number of New Lives Insured
69868	United Of Omaha Life Ins Co	1. Current (Comprehensive)	0	0	0	0	0	0	0	0
69868	United Of Omaha Life Ins Co	2. Total Inception-to-Date (Comprehensive)	0	0		0	0			0
69868	United Of Omaha Life Ins Co	3. Current (Institutional Only)	0	0	0	0	0	0	0	0
69868	United Of Omaha Life Ins Co	4. Total Inception-to-Date (Institutional Only)	0	0		0	0			0
69868	United Of Omaha Life Ins Co	5. Current (Non-Institutional Only)	0	0	0	0	0	0	0	0
69868	United Of Omaha Life Ins Co	6. Total Inception-to-Date (Non-Institutional Only)	0	0		0	0			0
69868	United Of Omaha Life Ins Co	7. Current (Grand Total)	0	0	0	0	0	0	0	0
69868	United Of Omaha Life Ins Co	8. Total Inception-to-Date (Grand Total)	0	0		0	0			0
69930	United Ins Co Of Amer	1. Current (Comprehensive)	0	0	0	0	0	0	0	0
69930	United Ins Co Of Amer	2. Total Inception-to-Date (Comprehensive)	0	0		0	0			0
69930	United Ins Co Of Amer	3. Current (Institutional Only)	0	0	0	0	0	0	0	0
69930	United Ins Co Of Amer	4. Total Inception-to-Date (Institutional Only)	0	0		0	0			0
69930	United Ins Co Of Amer	5. Current (Non-Institutional Only)	0	0	0	0	0	0	0	0
69930	United Ins Co Of Amer	6. Total Inception-to-Date (Non-Institutional Only)	0	0		0	0			0
69930	United Ins Co Of Amer	7. Current (Grand Total)	0	0	0	0	0	0	0	0
69930	United Ins Co Of Amer	8. Total Inception-to-Date (Grand Total)	0	0		0	0			0
70025	Genworth Life Ins Co	1. Current (Comprehensive)	2012	1	68	287,900	220,443	161,605	4,728	1,622
70025	Genworth Life Ins Co	2. Total Inception-to-Date (Comprehensive)	2012	2		3,995,550	2,197,574			253,677
70025	Genworth Life Ins Co	3. Current (Institutional Only)	1992	0	78	13,266	38,533	12,146	927	0
70025	Genworth Life Ins Co	4. Total Inception-to-Date (Institutional Only)	1992	0		844,214	1,117,580			77,836
70025	Genworth Life Ins Co	5. Current (Non-Institutional Only)	0	0	0	0	0	0	0	0
70025	Genworth Life Ins Co	6. Total Inception-to-Date (Non-Institutional Only)	1990	0		74	152			13
70025	Genworth Life Ins Co	7. Current (Grand Total)	2012	1	68	301,166	258,976	173,751	5,655	1,622
70025	Genworth Life Ins Co	8. Total Inception-to-Date (Grand Total)	2012	1		4,839,838	3,315,306			331,526
70106	United States Life Ins Co in the Cit	1. Current (Comprehensive)	0	0	0	0	0	0	0	0
70106	United States Life Ins Co in the Cit	2. Total Inception-to-Date (Comprehensive)	0	0		0	0			0
70106	United States Life Ins Co in the Cit	3. Current (Institutional Only)	0	0	0	0	0	0	0	0
70106	United States Life Ins Co in the Cit	4. Total Inception-to-Date (Institutional Only)	0	0		0	0			0
70106	United States Life Ins Co in the Cit	5. Current (Non-Institutional Only)	0	0	0	0	0	0	0	0
70106	United States Life Ins Co in the Cit	6. Total Inception-to-Date (Non-Institutional Only)	0	0		0	0			0
70106	United States Life Ins Co in the Cit	7. Current (Grand Total)	0	0	0	0	0	0	0	0
70106	United States Life Ins Co in the Cit	8. Total Inception-to-Date (Grand Total)	0	0		0	0			0

CAUTION: The information contained on this page is UNAUDITED and not a complete analysis nor is it an expression of opinion on any insurer. This page may contain inadvertent errors.

**2022 Long-Term Care Insurance Experience Reporting - Form 4
Direct Group Experience - STAND-ALONE ONLY**

Company Number	Company Name	Row Description	Calendar Year of Peak	Third Party Funding (%)	Average Attained Age	Earned Premiums	Incurred Claims	Number of Lives In Force Year End	Number of Terminations	Number of New Lives Insured
70319	Washington Natl Ins Co	1. Current (Comprehensive)	1996	0	79	2,135	4,948	1,263	69	0
70319	Washington Natl Ins Co	2. Total Inception-to-Date (Comprehensive)	1996	0		291,335	252,409			3,591
70319	Washington Natl Ins Co	3. Current (Institutional Only)	1987	0	96	61	(135)	71	15	0
70319	Washington Natl Ins Co	4. Total Inception-to-Date (Institutional Only)	1988	0		10,018	5,661			3,080
70319	Washington Natl Ins Co	5. Current (Non-Institutional Only)	1991	0	96	123	938	74	16	0
70319	Washington Natl Ins Co	6. Total Inception-to-Date (Non-Institutional Only)	1991	0		93,623	201,609			1,722
70319	Washington Natl Ins Co	7. Current (Grand Total)	2000	0	81	2,320	5,750	1,408	100	0
70319	Washington Natl Ins Co	8. Total Inception-to-Date (Grand Total)	1990	0		394,975	459,679			8,393
70335	West Coast Life Ins Co	1. Current (Comprehensive)	0	0	0	0	0	0	0	0
70335	West Coast Life Ins Co	2. Total Inception-to-Date (Comprehensive)	0	0		0	0			0
70335	West Coast Life Ins Co	3. Current (Institutional Only)	0	0	0	0	0	0	0	0
70335	West Coast Life Ins Co	4. Total Inception-to-Date (Institutional Only)	0	0		0	0			0
70335	West Coast Life Ins Co	5. Current (Non-Institutional Only)	0	0	0	0	0	0	0	0
70335	West Coast Life Ins Co	6. Total Inception-to-Date (Non-Institutional Only)	0	0		0	0			0
70335	West Coast Life Ins Co	7. Current (Grand Total)	0	0	0	0	0	0	0	0
70335	West Coast Life Ins Co	8. Total Inception-to-Date (Grand Total)	0	0		0	0			0
70408	Union Security Ins Co	1. Current (Comprehensive)	0	0	0	0	0	0	0	0
70408	Union Security Ins Co	2. Total Inception-to-Date (Comprehensive)	0	0		0	0			0
70408	Union Security Ins Co	3. Current (Institutional Only)	0	0	0	0	0	0	0	0
70408	Union Security Ins Co	4. Total Inception-to-Date (Institutional Only)	0	0		0	0			0
70408	Union Security Ins Co	5. Current (Non-Institutional Only)	0	0	0	0	0	0	0	0
70408	Union Security Ins Co	6. Total Inception-to-Date (Non-Institutional Only)	0	0		0	0			0
70408	Union Security Ins Co	7. Current (Grand Total)	0	0	0	0	0	0	0	0
70408	Union Security Ins Co	8. Total Inception-to-Date (Grand Total)	0	0		0	0			0
70670	Health Care Serv Corp A Mut Legal Re	1. Current (Comprehensive)	2000	0	69	4	90	15	0	0
70670	Health Care Serv Corp A Mut Legal Re	2. Total Inception-to-Date (Comprehensive)	2000	0		34	89			15
70670	Health Care Serv Corp A Mut Legal Re	3. Current (Institutional Only)	0	0	0	0	0	0	0	0
70670	Health Care Serv Corp A Mut Legal Re	4. Total Inception-to-Date (Institutional Only)	0	0		0	0			0
70670	Health Care Serv Corp A Mut Legal Re	5. Current (Non-Institutional Only)	0	0	0	0	0	0	0	0
70670	Health Care Serv Corp A Mut Legal Re	6. Total Inception-to-Date (Non-Institutional Only)	0	0		0	0			0
70670	Health Care Serv Corp A Mut Legal Re	7. Current (Grand Total)	2000	0	69	4	90	15	0	0
70670	Health Care Serv Corp A Mut Legal Re	8. Total Inception-to-Date (Grand Total)	2000	0		34	89			15

CAUTION: The information contained on this page is UNAUDITED and not a complete analysis nor is it an expression of opinion on any insurer. This page may contain inadvertent errors.

**2022 Long-Term Care Insurance Experience Reporting - Form 4
Direct Group Experience - STAND-ALONE ONLY**

Company Number	Company Name	Row Description	Calendar Year of Peak	Third Party Funding (%)	Average Attained Age	Earned Premiums	Incurred Claims	Number of Lives In Force Year End	Number of Terminations	Number of New Lives Insured
70688	Transamerica Financial Life Ins Co	1. Current (Comprehensive)	0	0	0	0	0	0	0	0
70688	Transamerica Financial Life Ins Co	2. Total Inception-to-Date (Comprehensive)	0	0		0	0			0
70688	Transamerica Financial Life Ins Co	3. Current (Institutional Only)	0	0	0	0	0	0	0	0
70688	Transamerica Financial Life Ins Co	4. Total Inception-to-Date (Institutional Only)	0	0		0	0			0
70688	Transamerica Financial Life Ins Co	5. Current (Non-Institutional Only)	0	0	0	0	0	0	0	0
70688	Transamerica Financial Life Ins Co	6. Total Inception-to-Date (Non-Institutional Only)	0	0		0	0			0
70688	Transamerica Financial Life Ins Co	7. Current (Grand Total)	0	0	0	0	0	0	0	0
70688	Transamerica Financial Life Ins Co	8. Total Inception-to-Date (Grand Total)	0	0		0	0			0
70729	BCBS Of KS Inc	1. Current (Comprehensive)	2003	0	69	67	(22)	121	2	0
70729	BCBS Of KS Inc	2. Total Inception-to-Date (Comprehensive)	2003	0		1,903	426			182
70729	BCBS Of KS Inc	3. Current (Institutional Only)	0	0	0	0	0	0	0	0
70729	BCBS Of KS Inc	4. Total Inception-to-Date (Institutional Only)	0	0		0	0			0
70729	BCBS Of KS Inc	5. Current (Non-Institutional Only)	0	0	0	0	0	0	0	0
70729	BCBS Of KS Inc	6. Total Inception-to-Date (Non-Institutional Only)	0	0		0	0			0
70729	BCBS Of KS Inc	7. Current (Grand Total)	2003	0	69	67	(22)	121	2	0
70729	BCBS Of KS Inc	8. Total Inception-to-Date (Grand Total)	2003	0		1,903	426			182
70769	Erie Family Life Ins Co	1. Current (Comprehensive)	0	0	0	0	0	0	0	0
70769	Erie Family Life Ins Co	2. Total Inception-to-Date (Comprehensive)	0	0		0	0			0
70769	Erie Family Life Ins Co	3. Current (Institutional Only)	0	0	0	0	0	0	0	0
70769	Erie Family Life Ins Co	4. Total Inception-to-Date (Institutional Only)	0	0		0	0			0
70769	Erie Family Life Ins Co	5. Current (Non-Institutional Only)	0	0	0	0	0	0	0	0
70769	Erie Family Life Ins Co	6. Total Inception-to-Date (Non-Institutional Only)	0	0		0	0			0
70769	Erie Family Life Ins Co	7. Current (Grand Total)	0	0	0	0	0	0	0	0
70769	Erie Family Life Ins Co	8. Total Inception-to-Date (Grand Total)	0	0		0	0			0
70939	Gerber Life Ins Co	1. Current (Comprehensive)	0	0	0	0	0	0	0	0
70939	Gerber Life Ins Co	2. Total Inception-to-Date (Comprehensive)	0	0		0	0			0
70939	Gerber Life Ins Co	3. Current (Institutional Only)	0	0	0	0	0	0	0	0
70939	Gerber Life Ins Co	4. Total Inception-to-Date (Institutional Only)	0	0		0	0			0
70939	Gerber Life Ins Co	5. Current (Non-Institutional Only)	0	0	0	0	0	0	0	0
70939	Gerber Life Ins Co	6. Total Inception-to-Date (Non-Institutional Only)	0	0		0	0			0
70939	Gerber Life Ins Co	7. Current (Grand Total)	0	0	0	0	0	0	0	0
70939	Gerber Life Ins Co	8. Total Inception-to-Date (Grand Total)	0	0		0	0			0

CAUTION: The information contained on this page is UNAUDITED and not a complete analysis nor is it an expression of opinion on any insurer. This page may contain inadvertent errors.

2022 Long-Term Care Insurance Experience Reporting - Form 4
Direct Group Experience - STAND-ALONE ONLY

Company Number	Company Name	Row Description	Calendar Year of Peak	Third Party Funding (%)	Average Attained Age	Earned Premiums	Incurred Claims	Number of Lives In Force Year End	Number of Terminations	Number of New Lives Insured
71129	Dearborn Life Ins Co	1. Current (Comprehensive)	1998	0	71	1	2	2	0	0
71129	Dearborn Life Ins Co	2. Total Inception-to-Date (Comprehensive)	1995	0		74	92			13
71129	Dearborn Life Ins Co	3. Current (Institutional Only)	0	0	0	0	0	0	0	0
71129	Dearborn Life Ins Co	4. Total Inception-to-Date (Institutional Only)	0	0		0	0			0
71129	Dearborn Life Ins Co	5. Current (Non-Institutional Only)	0	0	0	0	0	0	0	0
71129	Dearborn Life Ins Co	6. Total Inception-to-Date (Non-Institutional Only)	0	0		0	0			0
71129	Dearborn Life Ins Co	7. Current (Grand Total)	1998	0	71	1	2	2	0	0
71129	Dearborn Life Ins Co	8. Total Inception-to-Date (Grand Total)	1995	0		74	92			13
71404	Continental Gen Ins Co	1. Current (Comprehensive)	2003	0	81	14,578	17,369	8,533	587	0
71404	Continental Gen Ins Co	2. Total Inception-to-Date (Comprehensive)	2002	0		379,597	214,922			17,568
71404	Continental Gen Ins Co	3. Current (Institutional Only)	0	0	0	0	0	0	0	0
71404	Continental Gen Ins Co	4. Total Inception-to-Date (Institutional Only)	0	0		0	0			0
71404	Continental Gen Ins Co	5. Current (Non-Institutional Only)	0	0	0	0	0	0	0	0
71404	Continental Gen Ins Co	6. Total Inception-to-Date (Non-Institutional Only)	0	0		0	0			0
71404	Continental Gen Ins Co	7. Current (Grand Total)	2003	0	81	14,578	17,369	8,533	587	0
71404	Continental Gen Ins Co	8. Total Inception-to-Date (Grand Total)	2002	0		379,597	214,922			17,568
71412	Mutual Of Omaha Ins Co	1. Current (Comprehensive)	1990	0	73	23,202	(944)	17,934	645	0
71412	Mutual Of Omaha Ins Co	2. Total Inception-to-Date (Comprehensive)	1990	0		485,266	468,740			27,701
71412	Mutual Of Omaha Ins Co	3. Current (Institutional Only)	1989	0	100	0	0	1	0	0
71412	Mutual Of Omaha Ins Co	4. Total Inception-to-Date (Institutional Only)	1989	0		1,815	1,452			2,505
71412	Mutual Of Omaha Ins Co	5. Current (Non-Institutional Only)	0	0	0	0	0	0	0	0
71412	Mutual Of Omaha Ins Co	6. Total Inception-to-Date (Non-Institutional Only)	0	0		0	0			0
71412	Mutual Of Omaha Ins Co	7. Current (Grand Total)	1990	0	73	23,202	(944)	17,935	645	0
71412	Mutual Of Omaha Ins Co	8. Total Inception-to-Date (Grand Total)	1990	0		487,081	470,192			30,206
71439	Assurity Life Ins Co	1. Current (Comprehensive)	0	0	0	0	0	0	0	0
71439	Assurity Life Ins Co	2. Total Inception-to-Date (Comprehensive)	0	0		0	0			0
71439	Assurity Life Ins Co	3. Current (Institutional Only)	0	0	0	0	0	0	0	0
71439	Assurity Life Ins Co	4. Total Inception-to-Date (Institutional Only)	0	0		0	0			0
71439	Assurity Life Ins Co	5. Current (Non-Institutional Only)	0	0	0	0	0	0	0	0
71439	Assurity Life Ins Co	6. Total Inception-to-Date (Non-Institutional Only)	0	0		0	0			0
71439	Assurity Life Ins Co	7. Current (Grand Total)	0	0	0	0	0	0	0	0
71439	Assurity Life Ins Co	8. Total Inception-to-Date (Grand Total)	0	0		0	0			0

CAUTION: The information contained on this page is UNAUDITED and not a complete analysis nor is it an expression of opinion on any insurer. This page may contain inadvertent errors.

2022 Long-Term Care Insurance Experience Reporting - Form 4
Direct Group Experience - STAND-ALONE ONLY

Company Number	Company Name	Row Description	Calendar Year of Peak	Third Party Funding (%)	Average Attained Age	Earned Premiums	Incurred Claims	Number of Lives In Force Year End	Number of Terminations	Number of New Lives Insured
71471	Ability Ins Co	1. Current (Comprehensive)	0	0	0	0	0	0	0	0
71471	Ability Ins Co	2. Total Inception-to-Date (Comprehensive)	0	0		0	0			0
71471	Ability Ins Co	3. Current (Institutional Only)	0	0	0	0	0	0	0	0
71471	Ability Ins Co	4. Total Inception-to-Date (Institutional Only)	0	0		0	0			0
71471	Ability Ins Co	5. Current (Non-Institutional Only)	0	0	0	0	0	0	0	0
71471	Ability Ins Co	6. Total Inception-to-Date (Non-Institutional Only)	0	0		0	0			0
71471	Ability Ins Co	7. Current (Grand Total)	0	0	0	0	0	0	0	0
71471	Ability Ins Co	8. Total Inception-to-Date (Grand Total)	0	0		0	0			0
71714	Berkshire Life Ins Co of Amer	1. Current (Comprehensive)	0	0	0	0	0	0	0	0
71714	Berkshire Life Ins Co of Amer	2. Total Inception-to-Date (Comprehensive)	0	0		0	0			0
71714	Berkshire Life Ins Co of Amer	3. Current (Institutional Only)	0	0	0	0	0	0	0	0
71714	Berkshire Life Ins Co of Amer	4. Total Inception-to-Date (Institutional Only)	0	0		0	0			0
71714	Berkshire Life Ins Co of Amer	5. Current (Non-Institutional Only)	0	0	0	0	0	0	0	0
71714	Berkshire Life Ins Co of Amer	6. Total Inception-to-Date (Non-Institutional Only)	0	0		0	0			0
71714	Berkshire Life Ins Co of Amer	7. Current (Grand Total)	0	0	0	0	0	0	0	0
71714	Berkshire Life Ins Co of Amer	8. Total Inception-to-Date (Grand Total)	0	0		0	0			0
71835	Anthem Hlth Plans of VA Inc	1. Current (Comprehensive)	0	0	0	0	0	0	0	0
71835	Anthem Hlth Plans of VA Inc	2. Total Inception-to-Date (Comprehensive)	0	0		0	0			0
71835	Anthem Hlth Plans of VA Inc	3. Current (Institutional Only)	0	0	0	0	0	0	0	0
71835	Anthem Hlth Plans of VA Inc	4. Total Inception-to-Date (Institutional Only)	0	0		0	0			0
71835	Anthem Hlth Plans of VA Inc	5. Current (Non-Institutional Only)	0	0	0	0	0	0	0	0
71835	Anthem Hlth Plans of VA Inc	6. Total Inception-to-Date (Non-Institutional Only)	0	0		0	0			0
71835	Anthem Hlth Plans of VA Inc	7. Current (Grand Total)	0	0	0	0	0	0	0	0
71835	Anthem Hlth Plans of VA Inc	8. Total Inception-to-Date (Grand Total)	0	0		0	0			0
72273	Wea Ins Corp	1. Current (Comprehensive)	2000	0	64	1,029	8,861	12,278	66	0
72273	Wea Ins Corp	2. Total Inception-to-Date (Comprehensive)	2000	0		299,764	42,682			119,648
72273	Wea Ins Corp	3. Current (Institutional Only)	0	0	0	0	0	0	0	0
72273	Wea Ins Corp	4. Total Inception-to-Date (Institutional Only)	0	0		0	0			0
72273	Wea Ins Corp	5. Current (Non-Institutional Only)	0	0	0	0	0	0	0	0
72273	Wea Ins Corp	6. Total Inception-to-Date (Non-Institutional Only)	0	0		0	0			0
72273	Wea Ins Corp	7. Current (Grand Total)	2000	0	64	1,029	8,861	12,278	66	0
72273	Wea Ins Corp	8. Total Inception-to-Date (Grand Total)	2000	0		299,764	42,682			119,648

CAUTION: The information contained on this page is UNAUDITED and not a complete analysis nor is it an expression of opinion on any insurer. This page may contain inadvertent errors.

**2022 Long-Term Care Insurance Experience Reporting - Form 4
Direct Group Experience - STAND-ALONE ONLY**

Company Number	Company Name	Row Description	Calendar Year of Peak	Third Party Funding (%)	Average Attained Age	Earned Premiums	Incurred Claims	Number of Lives In Force Year End	Number of Terminations	Number of New Lives Insured
72990	Genworth Life Ins Co of NY	1. Current (Comprehensive)	2013	4	68	11,957	4,040	6,585	87	2
72990	Genworth Life Ins Co of NY	2. Total Inception-to-Date (Comprehensive)	2013	4		144,502	41,001			8,897
72990	Genworth Life Ins Co of NY	3. Current (Institutional Only)	1992	0	78	901	1,663	932	45	0
72990	Genworth Life Ins Co of NY	4. Total Inception-to-Date (Institutional Only)	1992	0		26,015	34,718			2,155
72990	Genworth Life Ins Co of NY	5. Current (Non-Institutional Only)	0	0	0	0	0	0	0	0
72990	Genworth Life Ins Co of NY	6. Total Inception-to-Date (Non-Institutional Only)	0	0		0	0			0
72990	Genworth Life Ins Co of NY	7. Current (Grand Total)	2013	3	70	12,858	5,703	7,517	132	2
72990	Genworth Life Ins Co of NY	8. Total Inception-to-Date (Grand Total)	2013	4		170,517	75,719			11,052
74101	Globe Life Ins Co of NY	1. Current (Comprehensive)	0	0	0	0	0	0	0	0
74101	Globe Life Ins Co of NY	2. Total Inception-to-Date (Comprehensive)	0	0		0	0			0
74101	Globe Life Ins Co of NY	3. Current (Institutional Only)	0	0	0	0	0	0	0	0
74101	Globe Life Ins Co of NY	4. Total Inception-to-Date (Institutional Only)	0	0		0	0			0
74101	Globe Life Ins Co of NY	5. Current (Non-Institutional Only)	0	0	0	0	0	0	0	0
74101	Globe Life Ins Co of NY	6. Total Inception-to-Date (Non-Institutional Only)	0	0		0	0			0
74101	Globe Life Ins Co of NY	7. Current (Grand Total)	0	0	0	0	0	0	0	0
74101	Globe Life Ins Co of NY	8. Total Inception-to-Date (Grand Total)	0	0		0	0			0
76236	The Cincinnati Life Ins Co	1. Current (Comprehensive)	0	0	0	0	0	0	0	0
76236	The Cincinnati Life Ins Co	2. Total Inception-to-Date (Comprehensive)	0	0		0	0			0
76236	The Cincinnati Life Ins Co	3. Current (Institutional Only)	0	0	0	0	0	0	0	0
76236	The Cincinnati Life Ins Co	4. Total Inception-to-Date (Institutional Only)	0	0		0	0			0
76236	The Cincinnati Life Ins Co	5. Current (Non-Institutional Only)	0	0	0	0	0	0	0	0
76236	The Cincinnati Life Ins Co	6. Total Inception-to-Date (Non-Institutional Only)	0	0		0	0			0
76236	The Cincinnati Life Ins Co	7. Current (Grand Total)	0	0	0	0	0	0	0	0
76236	The Cincinnati Life Ins Co	8. Total Inception-to-Date (Grand Total)	0	0		0	0			0
77399	Sterling Life Ins Co	1. Current (Comprehensive)	0	0	0	0	0	0	0	0
77399	Sterling Life Ins Co	2. Total Inception-to-Date (Comprehensive)	0	0		0	0			0
77399	Sterling Life Ins Co	3. Current (Institutional Only)	0	0	0	0	0	0	0	0
77399	Sterling Life Ins Co	4. Total Inception-to-Date (Institutional Only)	0	0		0	0			0
77399	Sterling Life Ins Co	5. Current (Non-Institutional Only)	0	0	0	0	0	0	0	0
77399	Sterling Life Ins Co	6. Total Inception-to-Date (Non-Institutional Only)	0	0		0	0			0
77399	Sterling Life Ins Co	7. Current (Grand Total)	0	0	0	0	0	0	0	0
77399	Sterling Life Ins Co	8. Total Inception-to-Date (Grand Total)	0	0		0	0			0

CAUTION: The information contained on this page is UNAUDITED and not a complete analysis nor is it an expression of opinion on any insurer. This page may contain inadvertent errors.

2022 Long-Term Care Insurance Experience Reporting - Form 4
Direct Group Experience - STAND-ALONE ONLY

Company Number	Company Name	Row Description	Calendar Year of Peak	Third Party Funding (%)	Average Attained Age	Earned Premiums	Incurred Claims	Number of Lives In Force Year End	Number of Terminations	Number of New Lives Insured
77720	LifeSecure Ins Co	1. Current (Comprehensive)	2007	0	70	265	559	287	2	0
77720	LifeSecure Ins Co	2. Total Inception-to-Date (Comprehensive)	2007	0		4,044	922			1,332
77720	LifeSecure Ins Co	3. Current (Institutional Only)	0	0	0	0	0	0	0	0
77720	LifeSecure Ins Co	4. Total Inception-to-Date (Institutional Only)	0	0		0	0			0
77720	LifeSecure Ins Co	5. Current (Non-Institutional Only)	0	0	0	0	0	0	0	0
77720	LifeSecure Ins Co	6. Total Inception-to-Date (Non-Institutional Only)	0	0		0	0			0
77720	LifeSecure Ins Co	7. Current (Grand Total)	2007	0	70	265	559	287	2	0
77720	LifeSecure Ins Co	8. Total Inception-to-Date (Grand Total)	2007	0		4,044	922			1,332
77780	BCBS Of NE	1. Current (Comprehensive)	1996	0	73	389	740	297	10	0
77780	BCBS Of NE	2. Total Inception-to-Date (Comprehensive)	1996	0		8,230	7,251			537
77780	BCBS Of NE	3. Current (Institutional Only)	0	0	0	0	0	0	0	0
77780	BCBS Of NE	4. Total Inception-to-Date (Institutional Only)	0	0		0	0			0
77780	BCBS Of NE	5. Current (Non-Institutional Only)	0	0	0	0	0	0	0	0
77780	BCBS Of NE	6. Total Inception-to-Date (Non-Institutional Only)	0	0		0	0			0
77780	BCBS Of NE	7. Current (Grand Total)	1996	0	73	389	740	297	10	0
77780	BCBS Of NE	8. Total Inception-to-Date (Grand Total)	1996	0		8,230	7,251			537
78697	Combined Life Ins Co Of NY	1. Current (Comprehensive)	0	0	0	0	0	0	0	0
78697	Combined Life Ins Co Of NY	2. Total Inception-to-Date (Comprehensive)	0	0		0	0			0
78697	Combined Life Ins Co Of NY	3. Current (Institutional Only)	0	0	0	0	0	0	0	0
78697	Combined Life Ins Co Of NY	4. Total Inception-to-Date (Institutional Only)	0	0		0	0			0
78697	Combined Life Ins Co Of NY	5. Current (Non-Institutional Only)	0	0	0	0	0	0	0	0
78697	Combined Life Ins Co Of NY	6. Total Inception-to-Date (Non-Institutional Only)	0	0		0	0			0
78697	Combined Life Ins Co Of NY	7. Current (Grand Total)	0	0	0	0	0	0	0	0
78697	Combined Life Ins Co Of NY	8. Total Inception-to-Date (Grand Total)	0	0		0	0			0
78743	New Era Life Ins Co	1. Current (Comprehensive)	0	0	0	10,781	323,033	5	1	0
78743	New Era Life Ins Co	2. Total Inception-to-Date (Comprehensive)	0	0		23,904	219,296			0
78743	New Era Life Ins Co	3. Current (Institutional Only)	0	0	0	0	0	0	0	0
78743	New Era Life Ins Co	4. Total Inception-to-Date (Institutional Only)	0	0		0	0			0
78743	New Era Life Ins Co	5. Current (Non-Institutional Only)	0	0	0	0	0	0	0	0
78743	New Era Life Ins Co	6. Total Inception-to-Date (Non-Institutional Only)	0	0		0	0			0
78743	New Era Life Ins Co	7. Current (Grand Total)	0	0	0	10,781	323,033	5	1	0
78743	New Era Life Ins Co	8. Total Inception-to-Date (Grand Total)	0	0		23,904	219,296			0

CAUTION: The information contained on this page is UNAUDITED and not a complete analysis nor is it an expression of opinion on any insurer. This page may contain inadvertent errors.

2022 Long-Term Care Insurance Experience Reporting - Form 4
Direct Group Experience - STAND-ALONE ONLY

Company Number	Company Name	Row Description	Calendar Year of Peak	Third Party Funding (%)	Average Attained Age	Earned Premiums	Incurred Claims	Number of Lives In Force Year End	Number of Terminations	Number of New Lives Insured
78972	Healthy Alliance Life Ins Co	1. Current (Comprehensive)	0	0	0	0	0	0	0	0
78972	Healthy Alliance Life Ins Co	2. Total Inception-to-Date (Comprehensive)	0	0	0	0	0	0	0	0
78972	Healthy Alliance Life Ins Co	3. Current (Institutional Only)	0	0	0	0	0	0	0	0
78972	Healthy Alliance Life Ins Co	4. Total Inception-to-Date (Institutional Only)	0	0	0	0	0	0	0	0
78972	Healthy Alliance Life Ins Co	5. Current (Non-Institutional Only)	0	0	0	0	0	0	0	0
78972	Healthy Alliance Life Ins Co	6. Total Inception-to-Date (Non-Institutional Only)	0	0	0	0	0	0	0	0
78972	Healthy Alliance Life Ins Co	7. Current (Grand Total)	0	0	0	0	0	0	0	0
78972	Healthy Alliance Life Ins Co	8. Total Inception-to-Date (Grand Total)	0	0	0	0	0	0	0	0
79413	UnitedHealthcare Ins Co	1. Current (Comprehensive)	0	0	0	14	0	11	0	0
79413	UnitedHealthcare Ins Co	2. Total Inception-to-Date (Comprehensive)	2009	0	0	162	777	0	0	0
79413	UnitedHealthcare Ins Co	3. Current (Institutional Only)	0	0	0	0	0	0	0	0
79413	UnitedHealthcare Ins Co	4. Total Inception-to-Date (Institutional Only)	0	0	0	0	0	0	0	0
79413	UnitedHealthcare Ins Co	5. Current (Non-Institutional Only)	0	0	0	0	0	0	0	0
79413	UnitedHealthcare Ins Co	6. Total Inception-to-Date (Non-Institutional Only)	0	0	0	0	0	0	0	0
79413	UnitedHealthcare Ins Co	7. Current (Grand Total)	0	0	0	14	0	11	0	0
79413	UnitedHealthcare Ins Co	8. Total Inception-to-Date (Grand Total)	0	0	0	162	777	0	0	0
80314	Unicare Life & Hlth Ins Co	1. Current (Comprehensive)	0	0	0	0	0	0	0	0
80314	Unicare Life & Hlth Ins Co	2. Total Inception-to-Date (Comprehensive)	0	0	0	0	0	0	0	0
80314	Unicare Life & Hlth Ins Co	3. Current (Institutional Only)	0	0	0	0	0	0	0	0
80314	Unicare Life & Hlth Ins Co	4. Total Inception-to-Date (Institutional Only)	0	0	0	0	0	0	0	0
80314	Unicare Life & Hlth Ins Co	5. Current (Non-Institutional Only)	0	0	0	0	0	0	0	0
80314	Unicare Life & Hlth Ins Co	6. Total Inception-to-Date (Non-Institutional Only)	0	0	0	0	0	0	0	0
80314	Unicare Life & Hlth Ins Co	7. Current (Grand Total)	0	0	0	0	0	0	0	0
80314	Unicare Life & Hlth Ins Co	8. Total Inception-to-Date (Grand Total)	0	0	0	0	0	0	0	0
80578	Physicians Mut Ins Co	1. Current (Comprehensive)	0	0	0	0	0	0	0	0
80578	Physicians Mut Ins Co	2. Total Inception-to-Date (Comprehensive)	0	0	0	0	0	0	0	0
80578	Physicians Mut Ins Co	3. Current (Institutional Only)	0	0	0	0	0	0	0	0
80578	Physicians Mut Ins Co	4. Total Inception-to-Date (Institutional Only)	0	0	0	0	0	0	0	0
80578	Physicians Mut Ins Co	5. Current (Non-Institutional Only)	0	0	0	0	0	0	0	0
80578	Physicians Mut Ins Co	6. Total Inception-to-Date (Non-Institutional Only)	0	0	0	0	0	0	0	0
80578	Physicians Mut Ins Co	7. Current (Grand Total)	0	0	0	0	0	0	0	0
80578	Physicians Mut Ins Co	8. Total Inception-to-Date (Grand Total)	0	0	0	0	0	0	0	0

CAUTION: The information contained on this page is UNAUDITED and not a complete analysis nor is it an expression of opinion on any insurer. This page may contain inadvertent errors.

2022 Long-Term Care Insurance Experience Reporting - Form 4
Direct Group Experience - STAND-ALONE ONLY

Company Number	Company Name	Row Description	Calendar Year of Peak	Third Party Funding (%)	Average Attained Age	Earned Premiums	Incurred Claims	Number of Lives In Force Year End	Number of Terminations	Number of New Lives Insured
80594	Riversource Life Ins Co Of NY	1. Current (Comprehensive)	0	0	0	0	0	0	0	0
80594	Riversource Life Ins Co Of NY	2. Total Inception-to-Date (Comprehensive)	0	0		0	0			0
80594	Riversource Life Ins Co Of NY	3. Current (Institutional Only)	0	0	0	0	0	0	0	0
80594	Riversource Life Ins Co Of NY	4. Total Inception-to-Date (Institutional Only)	0	0		0	0			0
80594	Riversource Life Ins Co Of NY	5. Current (Non-Institutional Only)	0	0	0	0	0	0	0	0
80594	Riversource Life Ins Co Of NY	6. Total Inception-to-Date (Non-Institutional Only)	0	0		0	0			0
80594	Riversource Life Ins Co Of NY	7. Current (Grand Total)	0	0	0	0	0	0	0	0
80594	Riversource Life Ins Co Of NY	8. Total Inception-to-Date (Grand Total)	0	0		0	0			0
80624	American Progressive L&H Ins Of NY	1. Current (Comprehensive)	1998	0	0	0	0	0	0	0
80624	American Progressive L&H Ins Of NY	2. Total Inception-to-Date (Comprehensive)	1998	0		0	0			0
80624	American Progressive L&H Ins Of NY	3. Current (Institutional Only)	1998	0	81	7	1	3	0	0
80624	American Progressive L&H Ins Of NY	4. Total Inception-to-Date (Institutional Only)	1998	0		0	447			0
80624	American Progressive L&H Ins Of NY	5. Current (Non-Institutional Only)	1998	0	94	20	1,496	8	4	0
80624	American Progressive L&H Ins Of NY	6. Total Inception-to-Date (Non-Institutional Only)	1998	0		0	7,834			0
80624	American Progressive L&H Ins Of NY	7. Current (Grand Total)	1998	0	0	27	1,497	11	4	0
80624	American Progressive L&H Ins Of NY	8. Total Inception-to-Date (Grand Total)	1998	0		0	8,281			0
80802	US Br Sun Life Assur Co of Canada	1. Current (Comprehensive)	0	0	0	0	0	0	0	0
80802	US Br Sun Life Assur Co of Canada	2. Total Inception-to-Date (Comprehensive)	0	0		0	0			0
80802	US Br Sun Life Assur Co of Canada	3. Current (Institutional Only)	0	0	0	0	0	0	0	0
80802	US Br Sun Life Assur Co of Canada	4. Total Inception-to-Date (Institutional Only)	0	0		0	0			0
80802	US Br Sun Life Assur Co of Canada	5. Current (Non-Institutional Only)	0	0	0	0	0	0	0	0
80802	US Br Sun Life Assur Co of Canada	6. Total Inception-to-Date (Non-Institutional Only)	0	0		0	0			0
80802	US Br Sun Life Assur Co of Canada	7. Current (Grand Total)	0	0	0	0	0	0	0	0
80802	US Br Sun Life Assur Co of Canada	8. Total Inception-to-Date (Grand Total)	0	0		0	0			0
81200	Louisiana Hlth Serv & Ind Co	1. Current (Comprehensive)	0	0	0	0	0	0	0	0
81200	Louisiana Hlth Serv & Ind Co	2. Total Inception-to-Date (Comprehensive)	0	0		0	0			0
81200	Louisiana Hlth Serv & Ind Co	3. Current (Institutional Only)	0	0	0	0	0	0	0	0
81200	Louisiana Hlth Serv & Ind Co	4. Total Inception-to-Date (Institutional Only)	0	0		0	0			0
81200	Louisiana Hlth Serv & Ind Co	5. Current (Non-Institutional Only)	0	0	0	0	0	0	0	0
81200	Louisiana Hlth Serv & Ind Co	6. Total Inception-to-Date (Non-Institutional Only)	0	0		0	0			0
81200	Louisiana Hlth Serv & Ind Co	7. Current (Grand Total)	0	0	0	0	0	0	0	0
81200	Louisiana Hlth Serv & Ind Co	8. Total Inception-to-Date (Grand Total)	0	0		0	0			0

CAUTION: The information contained on this page is UNAUDITED and not a complete analysis nor is it an expression of opinion on any insurer. This page may contain inadvertent errors.

**2022 Long-Term Care Insurance Experience Reporting - Form 4
Direct Group Experience - STAND-ALONE ONLY**

Company Number	Company Name	Row Description	Calendar Year of Peak	Third Party Funding (%)	Average Attained Age	Earned Premiums	Incurred Claims	Number of Lives In Force Year End	Number of Terminations	Number of New Lives Insured
81477	Union Security Life Ins Co of NY	1. Current (Comprehensive)	0	0	0	0	0	0	0	0
81477	Union Security Life Ins Co of NY	2. Total Inception-to-Date (Comprehensive)	0	0		0	0			0
81477	Union Security Life Ins Co of NY	3. Current (Institutional Only)	0	0	0	0	0	0	0	0
81477	Union Security Life Ins Co of NY	4. Total Inception-to-Date (Institutional Only)	0	0		0	0			0
81477	Union Security Life Ins Co of NY	5. Current (Non-Institutional Only)	0	0	0	0	0	0	0	0
81477	Union Security Life Ins Co of NY	6. Total Inception-to-Date (Non-Institutional Only)	0	0		0	0			0
81477	Union Security Life Ins Co of NY	7. Current (Grand Total)	0	0	0	0	0	0	0	0
81477	Union Security Life Ins Co of NY	8. Total Inception-to-Date (Grand Total)	0	0		0	0			0
81531	UTIC Ins Co	1. Current (Comprehensive)	0	0	0	0	0	0	0	0
81531	UTIC Ins Co	2. Total Inception-to-Date (Comprehensive)	0	0		0	0			0
81531	UTIC Ins Co	3. Current (Institutional Only)	0	0	0	0	0	0	0	0
81531	UTIC Ins Co	4. Total Inception-to-Date (Institutional Only)	0	0		0	0			0
81531	UTIC Ins Co	5. Current (Non-Institutional Only)	0	0	0	0	0	0	0	0
81531	UTIC Ins Co	6. Total Inception-to-Date (Non-Institutional Only)	0	0		0	0			0
81531	UTIC Ins Co	7. Current (Grand Total)	0	0	0	0	0	0	0	0
81531	UTIC Ins Co	8. Total Inception-to-Date (Grand Total)	0	0		0	0			0
83437	MedAmerica Ins Co of NY	1. Current (Comprehensive)	2002	0	70	8,651	12,834	5,330	112	0
83437	MedAmerica Ins Co of NY	2. Total Inception-to-Date (Comprehensive)	2002	0		170,863	121,474			8,252
83437	MedAmerica Ins Co of NY	3. Current (Institutional Only)	0	0	0	0	7	0	0	0
83437	MedAmerica Ins Co of NY	4. Total Inception-to-Date (Institutional Only)	0	0		0	7			0
83437	MedAmerica Ins Co of NY	5. Current (Non-Institutional Only)	0	0	0	0	1	0	0	0
83437	MedAmerica Ins Co of NY	6. Total Inception-to-Date (Non-Institutional Only)	0	0		0	1			0
83437	MedAmerica Ins Co of NY	7. Current (Grand Total)	2002	0	70	8,651	12,842	5,330	112	0
83437	MedAmerica Ins Co of NY	8. Total Inception-to-Date (Grand Total)	2002	0		170,863	121,482			8,252
86118	Arkansas Bankers Life Ins Co	1. Current (Comprehensive)	0	0	0	0	0	0	0	0
86118	Arkansas Bankers Life Ins Co	2. Total Inception-to-Date (Comprehensive)	0	0		0	0			0
86118	Arkansas Bankers Life Ins Co	3. Current (Institutional Only)	0	0	0	0	0	0	0	0
86118	Arkansas Bankers Life Ins Co	4. Total Inception-to-Date (Institutional Only)	0	0		0	0			0
86118	Arkansas Bankers Life Ins Co	5. Current (Non-Institutional Only)	0	0	0	0	0	0	0	0
86118	Arkansas Bankers Life Ins Co	6. Total Inception-to-Date (Non-Institutional Only)	0	0		0	0			0
86118	Arkansas Bankers Life Ins Co	7. Current (Grand Total)	0	0	0	0	0	0	0	0
86118	Arkansas Bankers Life Ins Co	8. Total Inception-to-Date (Grand Total)	0	0		0	0			0

CAUTION: The information contained on this page is UNAUDITED and not a complete analysis nor is it an expression of opinion on any insurer. This page may contain inadvertent errors.

2022 Long-Term Care Insurance Experience Reporting - Form 4
Direct Group Experience - STAND-ALONE ONLY

Company Number	Company Name	Row Description	Calendar Year of Peak	Third Party Funding (%)	Average Attained Age	Earned Premiums	Incurred Claims	Number of Lives In Force Year End	Number of Terminations	Number of New Lives Insured
86231	Transamerica Life Ins Co	1. Current (Comprehensive)	2000	0	80	24,027	45,510	11,029	811	0
86231	Transamerica Life Ins Co	2. Total Inception-to-Date (Comprehensive)	2000	0		693,030	539,239			31,085
86231	Transamerica Life Ins Co	3. Current (Institutional Only)	1992	0	89	2,882	14,394	2,357	432	0
86231	Transamerica Life Ins Co	4. Total Inception-to-Date (Institutional Only)	1989	0		398,438	547,747			33,656
86231	Transamerica Life Ins Co	5. Current (Non-Institutional Only)	1998	0	87	32	290	41	2	0
86231	Transamerica Life Ins Co	6. Total Inception-to-Date (Non-Institutional Only)	1990	0		4,664	5,548			894
86231	Transamerica Life Ins Co	7. Current (Grand Total)	2000	0	82	26,941	60,194	13,427	1,245	0
86231	Transamerica Life Ins Co	8. Total Inception-to-Date (Grand Total)	1989	0		1,096,132	1,092,534			65,635
86355	Standard Life & Accident Ins Co	1. Current (Comprehensive)	2001	0	83	459	1,366	318	26	0
86355	Standard Life & Accident Ins Co	2. Total Inception-to-Date (Comprehensive)	2001	0		54,313	47,699			3,625
86355	Standard Life & Accident Ins Co	3. Current (Institutional Only)	1997	0	88	278	752	228	28	0
86355	Standard Life & Accident Ins Co	4. Total Inception-to-Date (Institutional Only)	1997	0		50,605	52,092			3,495
86355	Standard Life & Accident Ins Co	5. Current (Non-Institutional Only)	0	0	0	0	0	0	0	0
86355	Standard Life & Accident Ins Co	6. Total Inception-to-Date (Non-Institutional Only)	0	0		0	0			0
86355	Standard Life & Accident Ins Co	7. Current (Grand Total)	2001	0	82	737	2,118	546	54	0
86355	Standard Life & Accident Ins Co	8. Total Inception-to-Date (Grand Total)	1997	0		104,918	99,791			7,120
86375	John Hancock Life Ins Co of NY	1. Current (Comprehensive)	0	0	0	0	0	0	0	0
86375	John Hancock Life Ins Co of NY	2. Total Inception-to-Date (Comprehensive)	0	0		0	0			0
86375	John Hancock Life Ins Co of NY	3. Current (Institutional Only)	0	0	0	0	0	0	0	0
86375	John Hancock Life Ins Co of NY	4. Total Inception-to-Date (Institutional Only)	0	0		0	0			0
86375	John Hancock Life Ins Co of NY	5. Current (Non-Institutional Only)	0	0	0	0	0	0	0	0
86375	John Hancock Life Ins Co of NY	6. Total Inception-to-Date (Non-Institutional Only)	0	0		0	0			0
86375	John Hancock Life Ins Co of NY	7. Current (Grand Total)	0	0	0	0	0	0	0	0
86375	John Hancock Life Ins Co of NY	8. Total Inception-to-Date (Grand Total)	0	0		0	0			0
86509	Voya Retirement Ins & Ann Co	1. Current (Comprehensive)	0	0	0	0	0	0	0	0
86509	Voya Retirement Ins & Ann Co	2. Total Inception-to-Date (Comprehensive)	0	0		0	0			0
86509	Voya Retirement Ins & Ann Co	3. Current (Institutional Only)	0	0	0	0	0	0	0	0
86509	Voya Retirement Ins & Ann Co	4. Total Inception-to-Date (Institutional Only)	0	0		0	0			0
86509	Voya Retirement Ins & Ann Co	5. Current (Non-Institutional Only)	0	0	0	0	0	0	0	0
86509	Voya Retirement Ins & Ann Co	6. Total Inception-to-Date (Non-Institutional Only)	0	0		0	0			0
86509	Voya Retirement Ins & Ann Co	7. Current (Grand Total)	0	0	0	0	0	0	0	0
86509	Voya Retirement Ins & Ann Co	8. Total Inception-to-Date (Grand Total)	0	0		0	0			0

CAUTION: The information contained on this page is UNAUDITED and not a complete analysis nor is it an expression of opinion on any insurer. This page may contain inadvertent errors.

2022 Long-Term Care Insurance Experience Reporting - Form 4
Direct Group Experience - STAND-ALONE ONLY

Company Number	Company Name	Row Description	Calendar Year of Peak	Third Party Funding (%)	Average Attained Age	Earned Premiums	Incurred Claims	Number of Lives In Force Year End	Number of Terminations	Number of New Lives Insured
87726	BrightHouse Life Ins Co	1. Current (Comprehensive)	1991	0	76	513	1,802	1,271	65	0
87726	BrightHouse Life Ins Co	2. Total Inception-to-Date (Comprehensive)	1991	0		41,359	23,244			4,086
87726	BrightHouse Life Ins Co	3. Current (Institutional Only)	0	0	0	0	0	0	0	0
87726	BrightHouse Life Ins Co	4. Total Inception-to-Date (Institutional Only)	0	0		0	0			0
87726	BrightHouse Life Ins Co	5. Current (Non-Institutional Only)	0	0	0	0	0	0	0	0
87726	BrightHouse Life Ins Co	6. Total Inception-to-Date (Non-Institutional Only)	0	0		0	0			0
87726	BrightHouse Life Ins Co	7. Current (Grand Total)	1991	0	76	513	1,802	1,271	65	0
87726	BrightHouse Life Ins Co	8. Total Inception-to-Date (Grand Total)	1991	0		41,359	23,244			4,086
88072	Talcott Resolution Life Ins Co	1. Current (Comprehensive)	2001	0	78	2,274	4,042	1,282	50	0
88072	Talcott Resolution Life Ins Co	2. Total Inception-to-Date (Comprehensive)	2001	0		55,641	34,182			1,946
88072	Talcott Resolution Life Ins Co	3. Current (Institutional Only)	2002	0	76	22	3	26	1	0
88072	Talcott Resolution Life Ins Co	4. Total Inception-to-Date (Institutional Only)	2002	0		672	808			52
88072	Talcott Resolution Life Ins Co	5. Current (Non-Institutional Only)	0	0	0	0	0	0	0	0
88072	Talcott Resolution Life Ins Co	6. Total Inception-to-Date (Non-Institutional Only)	0	0		0	0			0
88072	Talcott Resolution Life Ins Co	7. Current (Grand Total)	2001	0	78	2,296	4,045	1,308	51	0
88072	Talcott Resolution Life Ins Co	8. Total Inception-to-Date (Grand Total)	2001	0		56,313	34,990			1,998
89004	RGA Life & Ann Ins Co	1. Current (Comprehensive)	0	0	0	0	0	0	0	0
89004	RGA Life & Ann Ins Co	2. Total Inception-to-Date (Comprehensive)	0	0		0	0			0
89004	RGA Life & Ann Ins Co	3. Current (Institutional Only)	0	0	0	0	0	0	0	0
89004	RGA Life & Ann Ins Co	4. Total Inception-to-Date (Institutional Only)	0	0		0	0			0
89004	RGA Life & Ann Ins Co	5. Current (Non-Institutional Only)	0	0	0	0	0	0	0	0
89004	RGA Life & Ann Ins Co	6. Total Inception-to-Date (Non-Institutional Only)	0	0		0	0			0
89004	RGA Life & Ann Ins Co	7. Current (Grand Total)	0	0	0	0	0	0	0	0
89004	RGA Life & Ann Ins Co	8. Total Inception-to-Date (Grand Total)	0	0		0	0			0
90611	Allianz Life Ins Co Of N Amer	1. Current (Comprehensive)	1989	0	92	26	199	181	3	0
90611	Allianz Life Ins Co Of N Amer	2. Total Inception-to-Date (Comprehensive)	1989	0		11,029	8,671			639
90611	Allianz Life Ins Co Of N Amer	3. Current (Institutional Only)	0	0	0	0	0	0	0	0
90611	Allianz Life Ins Co Of N Amer	4. Total Inception-to-Date (Institutional Only)	0	0		0	0			0
90611	Allianz Life Ins Co Of N Amer	5. Current (Non-Institutional Only)	0	0	0	0	0	0	0	0
90611	Allianz Life Ins Co Of N Amer	6. Total Inception-to-Date (Non-Institutional Only)	0	0		0	0			0
90611	Allianz Life Ins Co Of N Amer	7. Current (Grand Total)	1989	0	0	26	199	181	3	0
90611	Allianz Life Ins Co Of N Amer	8. Total Inception-to-Date (Grand Total)	1989	0		11,029	8,671			639

CAUTION: The information contained on this page is UNAUDITED and not a complete analysis nor is it an expression of opinion on any insurer. This page may contain inadvertent errors.

**2022 Long-Term Care Insurance Experience Reporting - Form 4
Direct Group Experience - STAND-ALONE ONLY**

Company Number	Company Name	Row Description	Calendar Year of Peak	Third Party Funding (%)	Average Attained Age	Earned Premiums	Incurred Claims	Number of Lives In Force Year End	Number of Terminations	Number of New Lives Insured
91596	New York Life Ins & Ann Corp	1. Current (Comprehensive)	0	0	0	0	0	0	0	0
91596	New York Life Ins & Ann Corp	2. Total Inception-to-Date (Comprehensive)	0	0		0	0			0
91596	New York Life Ins & Ann Corp	3. Current (Institutional Only)	0	0	0	0	0	0	0	0
91596	New York Life Ins & Ann Corp	4. Total Inception-to-Date (Institutional Only)	0	0		0	0			0
91596	New York Life Ins & Ann Corp	5. Current (Non-Institutional Only)	0	0	0	0	0	0	0	0
91596	New York Life Ins & Ann Corp	6. Total Inception-to-Date (Non-Institutional Only)	0	0		0	0			0
91596	New York Life Ins & Ann Corp	7. Current (Grand Total)	0	0	0	0	0	0	0	0
91596	New York Life Ins & Ann Corp	8. Total Inception-to-Date (Grand Total)	0	0		0	0			0
91642	Forethought Life Ins Co	1. Current (Comprehensive)	0	0	0	0	0	0	0	0
91642	Forethought Life Ins Co	2. Total Inception-to-Date (Comprehensive)	0	0		0	0			0
91642	Forethought Life Ins Co	3. Current (Institutional Only)	0	0	0	0	0	0	0	0
91642	Forethought Life Ins Co	4. Total Inception-to-Date (Institutional Only)	0	0		0	0			0
91642	Forethought Life Ins Co	5. Current (Non-Institutional Only)	0	0	0	0	0	0	0	0
91642	Forethought Life Ins Co	6. Total Inception-to-Date (Non-Institutional Only)	0	0		0	0			0
91642	Forethought Life Ins Co	7. Current (Grand Total)	0	0	0	0	0	0	0	0
91642	Forethought Life Ins Co	8. Total Inception-to-Date (Grand Total)	0	0		0	0			0
92703	United Natl Life Ins Co Of Amer	1. Current (Comprehensive)	0	0	0	0	0	0	0	0
92703	United Natl Life Ins Co Of Amer	2. Total Inception-to-Date (Comprehensive)	0	0		0	0			0
92703	United Natl Life Ins Co Of Amer	3. Current (Institutional Only)	0	0	0	0	0	0	0	0
92703	United Natl Life Ins Co Of Amer	4. Total Inception-to-Date (Institutional Only)	0	0		0	0			0
92703	United Natl Life Ins Co Of Amer	5. Current (Non-Institutional Only)	0	0	0	0	0	0	0	0
92703	United Natl Life Ins Co Of Amer	6. Total Inception-to-Date (Non-Institutional Only)	0	0		0	0			0
92703	United Natl Life Ins Co Of Amer	7. Current (Grand Total)	0	0	0	0	0	0	0	0
92703	United Natl Life Ins Co Of Amer	8. Total Inception-to-Date (Grand Total)	0	0		0	0			0
92916	United Amer Ins Co	1. Current (Comprehensive)	0	0	0	0	0	0	0	0
92916	United Amer Ins Co	2. Total Inception-to-Date (Comprehensive)	0	0		0	0			0
92916	United Amer Ins Co	3. Current (Institutional Only)	0	0	0	0	0	0	0	0
92916	United Amer Ins Co	4. Total Inception-to-Date (Institutional Only)	0	0		0	0			0
92916	United Amer Ins Co	5. Current (Non-Institutional Only)	0	0	0	0	0	0	0	0
92916	United Amer Ins Co	6. Total Inception-to-Date (Non-Institutional Only)	0	0		0	0			0
92916	United Amer Ins Co	7. Current (Grand Total)	0	0	0	0	0	0	0	0
92916	United Amer Ins Co	8. Total Inception-to-Date (Grand Total)	0	0		0	0			0

CAUTION: The information contained on this page is UNAUDITED and not a complete analysis nor is it an expression of opinion on any insurer. This page may contain inadvertent errors.

**2022 Long-Term Care Insurance Experience Reporting - Form 4
Direct Group Experience - STAND-ALONE ONLY**

Company Number	Company Name	Row Description	Calendar Year of Peak	Third Party Funding (%)	Average Attained Age	Earned Premiums	Incurred Claims	Number of Lives In Force Year End	Number of Terminations	Number of New Lives Insured
93440	HM Life Ins Co	1. Current (Comprehensive)	1994	0	72	41	346	164	4	0
93440	HM Life Ins Co	2. Total Inception-to-Date (Comprehensive)	1994	0		2,336	1,590			277
93440	HM Life Ins Co	3. Current (Institutional Only)	0	0	0	0	0	0	0	0
93440	HM Life Ins Co	4. Total Inception-to-Date (Institutional Only)	0	0		0	0			0
93440	HM Life Ins Co	5. Current (Non-Institutional Only)	0	0	0	0	0	0	0	0
93440	HM Life Ins Co	6. Total Inception-to-Date (Non-Institutional Only)	0	0		0	0			0
93440	HM Life Ins Co	7. Current (Grand Total)	1994	0	72	41	346	164	4	0
93440	HM Life Ins Co	8. Total Inception-to-Date (Grand Total)	1994	0		2,336	1,590			277
93572	RGA Reins Co	1. Current (Comprehensive)	0	0	0	0	0	0	0	0
93572	RGA Reins Co	2. Total Inception-to-Date (Comprehensive)	0	0		0	0			0
93572	RGA Reins Co	3. Current (Institutional Only)	0	0	0	0	0	0	0	0
93572	RGA Reins Co	4. Total Inception-to-Date (Institutional Only)	0	0		0	0			0
93572	RGA Reins Co	5. Current (Non-Institutional Only)	0	0	0	0	0	0	0	0
93572	RGA Reins Co	6. Total Inception-to-Date (Non-Institutional Only)	0	0		0	0			0
93572	RGA Reins Co	7. Current (Grand Total)	0	0	0	0	0	0	0	0
93572	RGA Reins Co	8. Total Inception-to-Date (Grand Total)	0	0		0	0			0
93610	John Hancock Life & Hlth Ins Co	1. Current (Comprehensive)	2010	1	61	10,169	4,019	9,967	111	0
93610	John Hancock Life & Hlth Ins Co	2. Total Inception-to-Date (Comprehensive)	2010	1		142,923	16,816			14,236
93610	John Hancock Life & Hlth Ins Co	3. Current (Institutional Only)	0	0	0	0	0	0	0	0
93610	John Hancock Life & Hlth Ins Co	4. Total Inception-to-Date (Institutional Only)	0	0		0	0			0
93610	John Hancock Life & Hlth Ins Co	5. Current (Non-Institutional Only)	0	0	0	0	0	0	0	0
93610	John Hancock Life & Hlth Ins Co	6. Total Inception-to-Date (Non-Institutional Only)	0	0		0	0			0
93610	John Hancock Life & Hlth Ins Co	7. Current (Grand Total)	2010	1	61	10,169	4,019	9,967	111	0
93610	John Hancock Life & Hlth Ins Co	8. Total Inception-to-Date (Grand Total)	2010	1		142,923	16,816			14,236
93734	Nassau Life & Ann Co	1. Current (Comprehensive)	0	0	0	0	0	0	0	0
93734	Nassau Life & Ann Co	2. Total Inception-to-Date (Comprehensive)	0	0		0	0			0
93734	Nassau Life & Ann Co	3. Current (Institutional Only)	0	0	0	0	0	0	0	0
93734	Nassau Life & Ann Co	4. Total Inception-to-Date (Institutional Only)	0	0		0	0			0
93734	Nassau Life & Ann Co	5. Current (Non-Institutional Only)	0	0	0	0	0	0	0	0
93734	Nassau Life & Ann Co	6. Total Inception-to-Date (Non-Institutional Only)	0	0		0	0			0
93734	Nassau Life & Ann Co	7. Current (Grand Total)	0	0	0	0	0	0	0	0
93734	Nassau Life & Ann Co	8. Total Inception-to-Date (Grand Total)	0	0		0	0			0

CAUTION: The information contained on this page is UNAUDITED and not a complete analysis nor is it an expression of opinion on any insurer. This page may contain inadvertent errors.

**2022 Long-Term Care Insurance Experience Reporting - Form 4
Direct Group Experience - STAND-ALONE ONLY**

Company Number	Company Name	Row Description	Calendar Year of Peak	Third Party Funding (%)	Average Attained Age	Earned Premiums	Incurred Claims	Number of Lives In Force Year End	Number of Terminations	Number of New Lives Insured
95192	Group Hlth Coop of Eau Claire	1. Current (Comprehensive)	0	0	0	0	0	0	0	0
95192	Group Hlth Coop of Eau Claire	2. Total Inception-to-Date (Comprehensive)	0	0		0	0			0
95192	Group Hlth Coop of Eau Claire	3. Current (Institutional Only)	0	0	0	0	0	0	0	0
95192	Group Hlth Coop of Eau Claire	4. Total Inception-to-Date (Institutional Only)	0	0		0	0			0
95192	Group Hlth Coop of Eau Claire	5. Current (Non-Institutional Only)	0	0	0	0	0	0	0	0
95192	Group Hlth Coop of Eau Claire	6. Total Inception-to-Date (Non-Institutional Only)	0	0		0	0			0
95192	Group Hlth Coop of Eau Claire	7. Current (Grand Total)	0	0	0	0	0	0	0	0
95192	Group Hlth Coop of Eau Claire	8. Total Inception-to-Date (Grand Total)	0	0		0	0			0
95220	UnitedHealthcare of PA Inc	1. Current (Comprehensive)	0	0	0	0	0	0	0	0
95220	UnitedHealthcare of PA Inc	2. Total Inception-to-Date (Comprehensive)	0	0		0	0			0
95220	UnitedHealthcare of PA Inc	3. Current (Institutional Only)	0	0	0	0	0	0	0	0
95220	UnitedHealthcare of PA Inc	4. Total Inception-to-Date (Institutional Only)	0	0		0	0			0
95220	UnitedHealthcare of PA Inc	5. Current (Non-Institutional Only)	0	0	0	0	0	0	0	0
95220	UnitedHealthcare of PA Inc	6. Total Inception-to-Date (Non-Institutional Only)	0	0		0	0			0
95220	UnitedHealthcare of PA Inc	7. Current (Grand Total)	0	0	0	0	0	0	0	0
95220	UnitedHealthcare of PA Inc	8. Total Inception-to-Date (Grand Total)	0	0		0	0			0
95672	Kaiser Foundation Hlth Plan of WA	1. Current (Comprehensive)	0	0	0	0	0	0	0	0
95672	Kaiser Foundation Hlth Plan of WA	2. Total Inception-to-Date (Comprehensive)	0	0		0	0			0
95672	Kaiser Foundation Hlth Plan of WA	3. Current (Institutional Only)	0	0	0	0	0	0	0	0
95672	Kaiser Foundation Hlth Plan of WA	4. Total Inception-to-Date (Institutional Only)	0	0		0	0			0
95672	Kaiser Foundation Hlth Plan of WA	5. Current (Non-Institutional Only)	0	0	0	0	0	0	0	0
95672	Kaiser Foundation Hlth Plan of WA	6. Total Inception-to-Date (Non-Institutional Only)	0	0		0	0			0
95672	Kaiser Foundation Hlth Plan of WA	7. Current (Grand Total)	0	0	0	0	0	0	0	0
95672	Kaiser Foundation Hlth Plan of WA	8. Total Inception-to-Date (Grand Total)	0	0		0	0			0
97071	SCOR Global Life USA Reins Co	1. Current (Comprehensive)	0	0	0	0	0	0	0	0
97071	SCOR Global Life USA Reins Co	2. Total Inception-to-Date (Comprehensive)	0	0		0	0			0
97071	SCOR Global Life USA Reins Co	3. Current (Institutional Only)	0	0	0	0	0	0	0	0
97071	SCOR Global Life USA Reins Co	4. Total Inception-to-Date (Institutional Only)	0	0		0	0			0
97071	SCOR Global Life USA Reins Co	5. Current (Non-Institutional Only)	0	0	0	0	0	0	0	0
97071	SCOR Global Life USA Reins Co	6. Total Inception-to-Date (Non-Institutional Only)	0	0		0	0			0
97071	SCOR Global Life USA Reins Co	7. Current (Grand Total)	0	0	0	0	0	0	0	0
97071	SCOR Global Life USA Reins Co	8. Total Inception-to-Date (Grand Total)	0	0		0	0			0

CAUTION: The information contained on this page is UNAUDITED and not a complete analysis nor is it an expression of opinion on any insurer. This page may contain inadvertent errors.

**2022 Long-Term Care Insurance Experience Reporting - Form 4
Direct Group Experience - STAND-ALONE ONLY**

Company Number	Company Name	Row Description	Calendar Year of Peak	Third Party Funding (%)	Average Attained Age	Earned Premiums	Incurred Claims	Number of Lives In Force Year End	Number of Terminations	Number of New Lives Insured
98167	BCBS Of FL	1. Current (Comprehensive)	2001	0	70	212	385	153	1	0
98167	BCBS Of FL	2. Total Inception-to-Date (Comprehensive)	2001	0		4,626	1,929			486
98167	BCBS Of FL	3. Current (Institutional Only)	0	0	0	0	0	0	0	0
98167	BCBS Of FL	4. Total Inception-to-Date (Institutional Only)	0	0		0	0			0
98167	BCBS Of FL	5. Current (Non-Institutional Only)	0	0	0	0	0	0	0	0
98167	BCBS Of FL	6. Total Inception-to-Date (Non-Institutional Only)	0	0		0	0			0
98167	BCBS Of FL	7. Current (Grand Total)	2001	0	70	212	385	153	1	0
98167	BCBS Of FL	8. Total Inception-to-Date (Grand Total)	2001	0		4,626	1,929			486

CAUTION: The information contained on this page is UNAUDITED and not a complete analysis nor is it an expression of opinion on any insurer. This page may contain inadvertent errors.

**LONG-TERM CARE INSURANCE EXPERIENCE
FORM 5**

Reporting Form 5 State-Level Reporting

Form 5 provides long-term care (LTC) sales and claims experience on a state-by-state basis. These are the state's portion of a number of statistics reported on a nationwide basis elsewhere in these experience forms. Form 5 also includes data on products that include extension of and/or acceleration of LTC benefits on life policies or annuity contracts.

The current row refers to the current calendar year of reporting. The total inception-to-date would include aggregate experience data since the issuance of policies. Stand-alone LTC is an LTC product sold by itself and not as a rider on another type of insurance. LTC hybrid accelerated benefits riders are attached to life insurance or annuity products that allow for a benefit to be claimed upon the occurrence of an LTC need at the cost of reduction in the death benefit or annuity payout benefit. LTC hybrid extended benefit riders are attached to life insurance or annuity products that allow for a benefit to be claimed above and beyond the initial benefit amount in the event that all accelerated benefits have been claimed and the insured is still in need of LTC services.

The Long-Term Care Reporting forms should be filed whenever long-term care insurance (LTCI) has been sold, regardless of which annual statement has been filed. The three annual statement types are: 1) life, accident, and health; 2) property/casualty (P/C); and 3) health.

Beginning in 2019, life and fraternal companies began using the same quarterly and annual reporting forms. Additional rows and columns were added to the life financial statements to accommodate reporting of fraternal organizations, and the fraternal quarterly and annual reporting forms were retired.

For the 2022 reporting year, a total of 19 companies filed Form 5:

19	Life, Accident, and Health
0	P/C
0	Health

(Narrative taken from [Explanatory Notes for the Long-Term Care Insurance Experience Reporting Forms](#) supplemental instructions for the Annual Statement Reporting Forms. Refer to the appropriate [Annual Statement Instructions](#) for complete instructions and narrative. Company counts are derived from Annual Statement Reports filed with the NAIC for the 2022 reporting year.)

LONG-TERM CARE EXPERIENCE REPORTING FORM 5
EXPERIENCE IN THE STATE OF _____
STAND-ALONE AND HYBRID PRODUCTS – DIRECT STATE REPORTING (\$000 OMITTED)
 REPORTING YEAR 20_____
 (To Be Filed By April 1)

NAIC Group Code _____

NAIC Company Code _____

	1	2	3	4	5	6	7	8	9	10
	Number of New Lives Insured	Number of Lives In Force Year End	Earned Premiums	Incurred LTC Claims	Incurred Extended Benefits Claims	Number of Claims Remaining Open	Number of Claims Opened	Number of New Extended Benefits Claims	Accelerated Benefits Available	Extended Benefits Available
Stand-Alone LTC										
1. Current	XXX	XXX	XXX	XXX
2. Total Inception-to-Date.....	XXX	XXX	XXX	XXX	XXX	XXX
LTC Hybrid Policies and Riders										
3. Current (Acceleration Only).....	XXX	XXX	XXX
4. Total Inception-to-Date (Acceleration Only).....	XXX	XXX	XXX	XXX	XXX	XXX
5. Current (Extended Benefits Policies).....
6. Total Inception-to-Date (Extended Benefits Policies)	XXX	XXX	XXX	XXX

2022 Long-Term Care Insurance Experience Reporting - Form 5
STAND-ALONE - DIRECT STATE REPORTING (\$000 OMITTED)
By State and U. S. Territory Totals

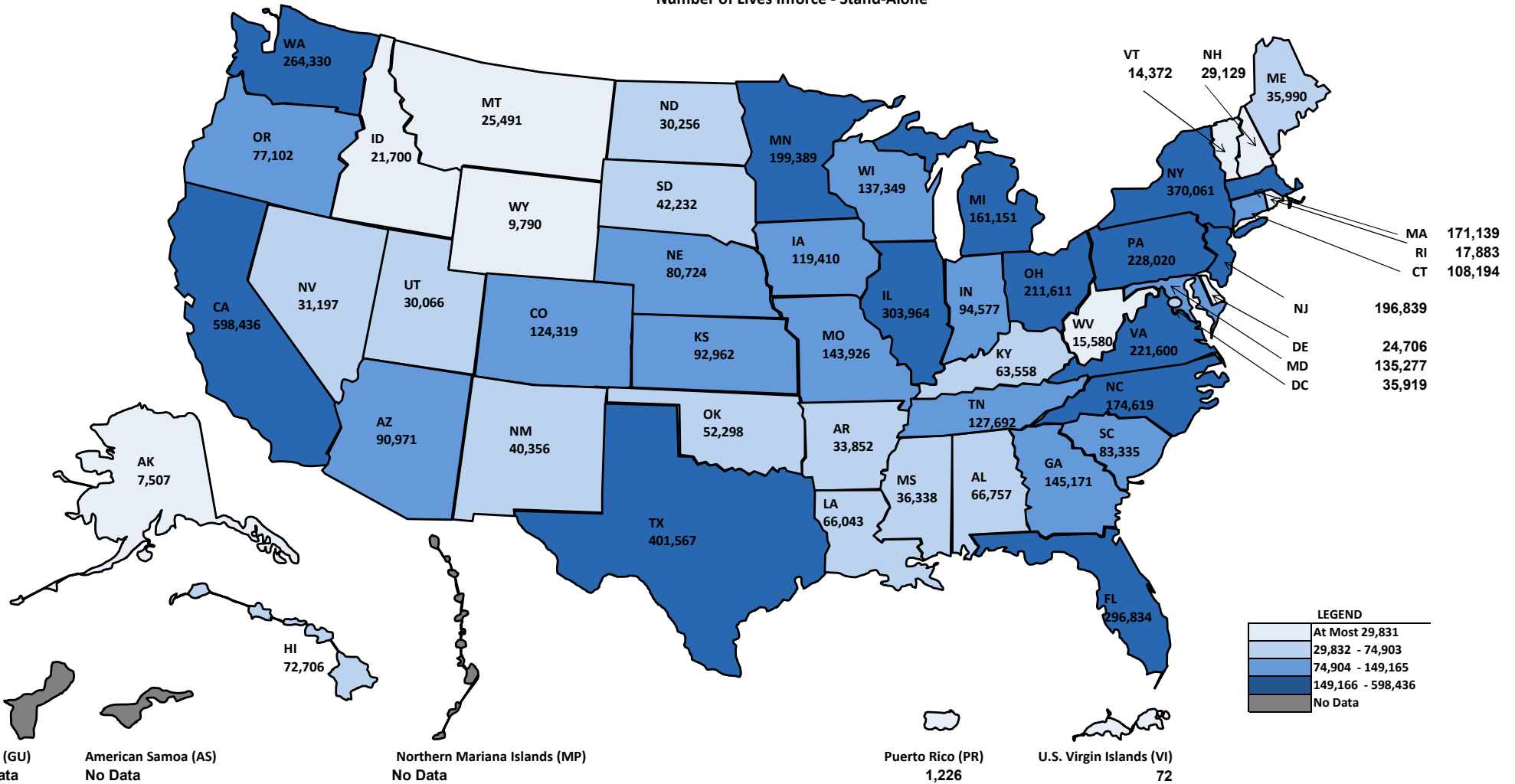
State Name	Earned Premium	Lives In Force Count End of Year	State Name	Earned Premium	Lives In Force Count End of Year
Alaska	49,577	7,507	Alabama	480,581	66,757
Arkansas	80,504	33,852	American Samoa	0	0
Arizona	2,326,706	90,971	California	7,671,016	598,436
Colorado	869,340	124,319	Connecticut	2,792,353	108,194
District Of Columbia	396,135	35,919	Delaware	584,986	24,706
Florida	5,383,931	296,834	Georgia	2,873,471	145,171
Guam	0	0	Hawaii	169,688	72,706
Iowa	752,877	119,410	Idaho	76,985	21,700
Illinois	2,857,300	303,964	Indiana	274,653	94,577
Kansas	825,178	92,962	Kentucky	171,218	63,558
Louisiana	221,192	66,043	Massachusetts	1,262,830	171,139
Maryland	3,729,990	135,277	Maine	55,015	35,990
Michigan	2,434,991	161,151	Minnesota	1,630,550	199,389
Missouri	1,571,459	143,926	Northern Mariana Islands	0	0
Mississippi	76,156	36,338	Montana	47,901	25,491
North Carolina	2,464,853	174,619	North Dakota	66,218	30,256
Nebraska	194,770	80,724	New Hampshire	175,394	29,129
New Jersey	2,007,218	196,839	New Mexico	268,197	40,356
Nevada	159,901	31,197	New York	992,470	370,061
Ohio	565,058	211,611	Oklahoma	137,539	52,298
Oregon	443,086	77,102	Pennsylvania	3,514,363	228,020
Puerto Rico	1,825	1,226	Rhode Island	146,277	17,883
South Carolina	1,768,450	83,335	South Dakota	75,685	42,232
Tennessee	650,640	127,692	Texas	7,866,624	401,567
Utah	192,095	30,066	Virginia	7,357,988	221,600
U.S. Virgin Islands	112	72	Vermont	59,336	14,372
Washington	762,176	264,330	Wisconsin	731,252	137,349
West Virginia	59,354	15,580	Wyoming	54,852	9,790
Total All States & Terr.	70,382,316	6,165,593			

National Association of Insurance Commissioners

2022 Long-Term Care Insurance Experience Reporting - Form 5

By State and U.S. Territory Totals

Number of Lives Inforce - Stand-Alone



Minimum	1st Quartile	2nd Quartile	3rd Quartile	Maximum
72	29,832	74,904	149,166	598,436

**2022 LONG-TERM CARE INSURANCE EXPERIENCE REPORTING FORM 5
STAND - ALONE LTC MARKET SHARE - TOP TEN COMPANIES
BY ACTUAL EARNED PREMIUMS**

ALABAMA

Rank	Company Code	Group Code	Company Name	State of Domicile	NBR of New Lives Insured	NBR of Lives In Force Year End	Earned Premiums	Incurred Claims	Market Share Percentage	Cummulative Market Share
1	62626	306	CMFG Life Ins Co	IA	0	156	337,580	(81,984)	70.25	70.25
2	70025	4011	Genworth Life Ins Co	DE	8	14,229	35,515	48,486	7.39	77.64
3	38962	31	Genesis Ins Co	DE	0	27	19,134	302,499	3.98	81.62
4	86231	468	Transamerica Life Ins Co	IA	4	6,740	11,689	25,486	2.43	84.05
5	65838	904	John Hancock Life Ins Co USA	MI	0	6,266	10,201	14,694	2.12	86.17
6	65978	241	Metropolitan Life Ins Co	NY	0	5,754	9,384	11,081	1.95	88.13
7	69000	860	Northwestern Long Term Care Ins Co	WI	55	3,247	8,306	1,409	1.73	89.85
8	55433	570	BCBS of AL	AL	0	4,130	7,684	4,593	1.60	91.45
9	66915	826	New York Life Ins Co	NY	50	2,343	5,145	4,093	1.07	92.52
10	71412	261	Mutual Of Omaha Ins Co	NE	105	2,178	4,333	1,702	0.90	93.43
			** STATE TOTAL **		571	66,747	480,565	380,344	100.00	100.00

CAUTION: The information contained on this page is unaudited and not a complete analysis nor is it an expression of opinion on any insurer. This page may contain inadvertent errors.

**2022 LONG-TERM CARE INSURANCE EXPERIENCE REPORTING FORM 5
STAND - ALONE LTC MARKET SHARE - TOP TEN COMPANIES
BY ACTUAL EARNED PREMIUMS**

ALASKA

Rank	Company Code	Group Code	Company Name	State of Domicile	NBR of New Lives Insured	NBR of Lives In Force Year End	Earned Premiums	Incurred Claims	Market Share Percentage	Cummulative Market Share
1	62626	306	CMFG Life Ins Co	IA	0	18	32,364	542,987	65.28	65.28
2	70025	4011	Genworth Life Ins Co	DE	2	1,966	5,500	2,633	11.09	76.37
3	65838	904	John Hancock Life Ins Co USA	MI	0	1,192	2,279	1,137	4.60	80.97
4	66915	826	New York Life Ins Co	NY	10	750	2,173	581	4.38	85.35
5	65978	241	Metropolitan Life Ins Co	NY	0	676	1,231	1,445	2.48	87.84
6	25178	176	State Farm Mut Auto Ins Co	IL	0	329	878	1,025	1.77	89.61
7	20443	218	Continental Cas Co	IL	0	538	717	1,837	1.45	91.05
8	86231	468	Transamerica Life Ins Co	IA	0	291	706	866	1.42	92.48
9	71412	261	Mutual Of Omaha Ins Co	NE	17	181	451	17	0.91	93.39
10	47570	962	Premera Blue Cross	WA	0	199	446	(89)	0.90	94.29
			** STATE TOTAL **		59	7,507	49,577	554,606	100.00	100.00

CAUTION: The information contained on this page is unaudited and not a complete analysis nor is it an expression of opinion on any insurer. This page may contain inadvertent errors.

**2022 LONG-TERM CARE INSURANCE EXPERIENCE REPORTING FORM 5
STAND - ALONE LTC MARKET SHARE - TOP TEN COMPANIES
BY ACTUAL EARNED PREMIUMS**

ARIZONA

Rank	Company Code	Group Code	Company Name	State of Domicile	NBR of New Lives Insured	NBR of Lives In Force Year End	Earned Premiums	Incurred Claims	Market Share Percentage	Cummulative Market Share
1	62626	306	CMFG Life Ins Co	IA	0	896	2,169,940	4,552,170	93.26	93.26
2	70025	4011	Genworth Life Ins Co	DE	8	15,926	35,791	59,272	1.54	94.80
3	65838	904	John Hancock Life Ins Co USA	MI	0	11,385	20,979	36,278	0.90	95.70
4	69000	860	Northwestern Long Term Care Ins Co	WI	87	3,705	11,498	5,476	0.49	96.20
5	65978	241	Metropolitan Life Ins Co	NY	0	6,904	10,994	13,471	0.47	96.67
6	71412	261	Mutual Of Omaha Ins Co	NE	181	4,583	10,065	6,383	0.43	97.10
7	62235	565	Unum Life Ins Co Of Amer	ME	1,245	14,838	8,085	9,637	0.35	97.45
8	86231	468	Transamerica Life Ins Co	IA	16	2,688	5,736	8,633	0.25	97.70
9	20443	218	Continental Cas Co	IL	0	6,729	5,351	7,200	0.23	97.93
10	66915	826	New York Life Ins Co	NY	83	2,218	4,913	2,768	0.21	98.14
			** STATE TOTAL **		1,784	90,971	2,326,706	4,893,888	100.00	100.00

CAUTION: The information contained on this page is unaudited and not a complete analysis nor is it an expression of opinion on any insurer. This page may contain inadvertent errors.

**2022 LONG-TERM CARE INSURANCE EXPERIENCE REPORTING FORM 5
STAND - ALONE LTC MARKET SHARE - TOP TEN COMPANIES
BY ACTUAL EARNED PREMIUMS**

ARKANSAS

Rank	Company Code	Group Code	Company Name	State of Domicile	NBR of New Lives Insured	NBR of Lives In Force Year End	Earned Premiums	Incurred Claims	Market Share Percentage	Cummulative Market Share
1	62626	306	CMFG Life Ins Co	IA	0	17	19,374	415	24.07	24.07
2	70025	4011	Genworth Life Ins Co	DE	6	6,864	15,926	23,586	19.78	43.85
3	65838	904	John Hancock Life Ins Co USA	MI	0	4,530	8,648	9,124	10.74	54.59
4	69000	860	Northwestern Long Term Care Ins Co	WI	60	2,177	5,584	1,982	6.94	61.53
5	61263	233	Bankers Life & Cas Co	IL	3	1,592	3,087	3,693	3.83	65.36
6	20443	218	Continental Cas Co	IL	0	1,838	2,824	2,154	3.51	68.87
7	71412	261	Mutual Of Omaha Ins Co	NE	35	1,227	2,597	1,072	3.23	72.10
8	65978	241	Metropolitan Life Ins Co	NY	0	1,566	2,482	3,880	3.08	75.18
9	86231	468	Transamerica Life Ins Co	IA	0	1,201	2,417	5,269	3.00	78.18
10	66915	826	New York Life Ins Co	NY	39	1,236	2,316	1,842	2.88	81.06
			** STATE TOTAL **		414	33,852	80,504	79,975	100.00	100.00

CAUTION: The information contained on this page is unaudited and not a complete analysis nor is it an expression of opinion on any insurer. This page may contain inadvertent errors.

**2022 LONG-TERM CARE INSURANCE EXPERIENCE REPORTING FORM 5
STAND - ALONE LTC MARKET SHARE - TOP TEN COMPANIES
BY ACTUAL EARNED PREMIUMS**

CALIFORNIA

Rank	Company Code	Group Code	Company Name	State of Domicile	NBR of New Lives Insured	NBR of Lives In Force Year End	Earned Premiums	Incurred Claims	Market Share Percentage	Cummulative Market Share
1	62626	306	CMFG Life Ins Co	IA	0	3,207	6,633,119	5,332,527	86.47	86.47
2	70025	4011	Genworth Life Ins Co	DE	90	117,978	306,761	412,503	4.00	90.47
3	62235	565	Unum Life Ins Co Of Amer	ME	12,534	157,055	112,245	155,153	1.46	91.93
4	65838	904	John Hancock Life Ins Co USA	MI	0	57,187	109,453	161,598	1.43	93.36
5	65978	241	Metropolitan Life Ins Co	NY	0	39,977	70,516	87,425	0.92	94.28
6	69000	860	Northwestern Long Term Care Ins Co	WI	348	14,031	52,864	18,789	0.69	94.97
7	66915	826	New York Life Ins Co	NY	863	23,287	51,452	30,677	0.67	95.64
8	86231	468	Transamerica Life Ins Co	IA	127	22,075	48,115	69,140	0.63	96.27
9	20443	218	Continental Cas Co	IL	0	40,507	42,884	82,830	0.56	96.82
10	71412	261	Mutual Of Omaha Ins Co	NE	1,111	12,097	34,142	5,337	0.45	97.27
			** STATE TOTAL **		16,980	598,436	7,671,016	6,787,356	100.00	100.00

CAUTION: The information contained on this page is unaudited and not a complete analysis nor is it an expression of opinion on any insurer. This page may contain inadvertent errors.

**2022 LONG-TERM CARE INSURANCE EXPERIENCE REPORTING FORM 5
STAND - ALONE LTC MARKET SHARE - TOP TEN COMPANIES
BY ACTUAL EARNED PREMIUMS**

COLORADO

Rank	Company Code	Group Code	Company Name	State of Domicile	NBR of New Lives Insured	NBR of Lives In Force Year End	Earned Premiums	Incurred Claims	Market Share Percentage	Cummulative Market Share
1	62626	306	CMFG Life Ins Co	IA	0	284	636,583	725,423	73.23	73.23
2	70025	4011	Genworth Life Ins Co	DE	36	23,431	56,588	67,392	6.51	79.74
3	65838	904	John Hancock Life Ins Co USA	MI	0	22,866	41,954	54,417	4.83	84.56
4	69000	860	Northwestern Long Term Care Ins Co	WI	135	6,842	21,150	2,552	2.43	86.99
5	71412	261	Mutual Of Omaha Ins Co	NE	228	6,647	14,628	5,427	1.68	88.68
6	86231	468	Transamerica Life Ins Co	IA	18	8,219	13,962	26,069	1.61	90.28
7	65978	241	Metropolitan Life Ins Co	NY	0	7,742	12,282	11,615	1.41	91.70
8	25178	176	State Farm Mut Auto Ins Co	IL	0	2,904	6,267	8,653	0.72	92.42
9	20443	218	Continental Cas Co	IL	0	5,312	6,109	8,588	0.70	93.12
10	56014	0	Thrivent Financial For Lutherans	WI	94	2,951	5,858	10,281	0.67	93.79
			** STATE TOTAL **		1,284	124,319	869,340	999,906	100.00	100.00

CAUTION: The information contained on this page is unaudited and not a complete analysis nor is it an expression of opinion on any insurer. This page may contain inadvertent errors.

**2022 LONG-TERM CARE INSURANCE EXPERIENCE REPORTING FORM 5
STAND - ALONE LTC MARKET SHARE - TOP TEN COMPANIES
BY ACTUAL EARNED PREMIUMS**

CONNECTICUT

Rank	Company Code	Group Code	Company Name	State of Domicile	NBR of New Lives Insured	NBR of Lives In Force Year End	Earned Premiums	Incurred Claims	Market Share Percentage	Cummulative Market Share
1	62626	306	CMFG Life Ins Co	IA	0	1,100	2,499,202	2,832,070	89.50	89.50
2	70025	4011	Genworth Life Ins Co	DE	29	22,580	72,558	76,485	2.60	92.10
3	86231	468	Transamerica Life Ins Co	IA	2	12,141	44,696	51,278	1.60	93.70
4	65838	904	John Hancock Life Ins Co USA	MI	0	10,902	32,325	44,627	1.16	94.86
5	87726	4932	Brighthouse Life Ins Co	DE	0	6,181	26,958	75,566	0.97	95.82
6	65978	241	Metropolitan Life Ins Co	NY	0	9,439	21,926	23,486	0.79	96.61
7	69000	860	Northwestern Long Term Care Ins Co	WI	111	4,241	17,437	5,885	0.62	97.23
8	68241	304	Prudential Ins Co Of Amer	NJ	0	5,611	13,620	6,809	0.49	97.72
9	61263	233	Bankers Life & Cas Co	IL	869	6,720	10,710	15,376	0.38	98.10
10	62235	565	Unum Life Ins Co Of Amer	ME	115	9,754	8,563	16,417	0.31	98.41
			** STATE TOTAL **		1,419	108,194	2,792,353	3,227,027	100.00	100.00

CAUTION: The information contained on this page is unaudited and not a complete analysis nor is it an expression of opinion on any insurer. This page may contain inadvertent errors.

**2022 LONG-TERM CARE INSURANCE EXPERIENCE REPORTING FORM 5
STAND - ALONE LTC MARKET SHARE - TOP TEN COMPANIES
BY ACTUAL EARNED PREMIUMS**

DELAWARE

Rank	Company Code	Group Code	Company Name	State of Domicile	NBR of New Lives Insured	NBR of Lives In Force Year End	Earned Premiums	Incurred Claims	Market Share Percentage	Cummulative Market Share
1	62626	306	CMFG Life Ins Co	IA	0	280	539,389	1,048,855	92.21	92.21
2	68241	304	Prudential Ins Co Of Amer	NJ	0	9,898	18,253	7,679	3.12	95.33
3	70025	4011	Genworth Life Ins Co	DE	6	2,856	7,956	7,457	1.36	96.69
4	65838	904	John Hancock Life Ins Co USA	MI	0	2,090	4,528	3,567	0.77	97.46
5	65978	241	Metropolitan Life Ins Co	NY	0	2,434	3,744	3,590	0.64	98.10
6	71412	261	Mutual Of Omaha Ins Co	NE	21	580	1,390	292	0.24	98.34
7	69000	860	Northwestern Long Term Care Ins Co	WI	8	308	1,072	235	0.18	98.52
8	65005	4	RiverSource Life Ins Co	MN	0	404	1,064	1,844	0.18	98.70
9	62235	565	Unum Life Ins Co Of Amer	ME	89	2,433	1,045	718	0.18	98.88
10	20443	218	Continental Cas Co	IL	0	1,079	1,014	2,725	0.17	99.05
			** STATE TOTAL **		157	24,706	584,986	1,084,236	100.00	100.00

CAUTION: The information contained on this page is unaudited and not a complete analysis nor is it an expression of opinion on any insurer. This page may contain inadvertent errors.

**2022 LONG-TERM CARE INSURANCE EXPERIENCE REPORTING FORM 5
STAND - ALONE LTC MARKET SHARE - TOP TEN COMPANIES
BY ACTUAL EARNED PREMIUMS**

DISTRICT OF COLUMBIA

Rank	Company Code	Group Code	Company Name	State of Domicile	NBR of New Lives Insured	NBR of Lives In Force Year End	Earned Premiums	Incurred Claims	Market Share Percentage	Cummulative Market Share
1	62626	306	CMFG Life Ins Co	IA	0	130	349,915	149,833	88.33	88.33
2	62235	565	Unum Life Ins Co Of Amer	ME	1,612	17,284	11,139	9,619	2.81	91.14
3	70025	4011	Genworth Life Ins Co	DE	5	2,200	7,198	11,861	1.82	92.96
4	69515	1186	Medamerica Ins Co	PA	0	4,644	6,647	7,861	1.68	94.64
5	65838	904	John Hancock Life Ins Co USA	MI	0	2,396	4,816	8,214	1.22	95.85
6	65978	241	Metropolitan Life Ins Co	NY	0	1,442	3,108	5,048	0.78	96.64
7	71412	261	Mutual Of Omaha Ins Co	NE	18	2,437	2,785	(1,843)	0.70	97.34
8	68241	304	Prudential Ins Co Of Amer	NJ	0	1,024	2,198	1,275	0.55	97.90
9	69000	860	Northwestern Long Term Care Ins Co	WI	7	342	1,466	135	0.37	98.27
10	20443	218	Continental Cas Co	IL	0	1,121	1,304	3,906	0.33	98.60
			** STATE TOTAL **		1,671	35,919	396,135	204,188	100.00	100.00

CAUTION: The information contained on this page is unaudited and not a complete analysis nor is it an expression of opinion on any insurer. This page may contain inadvertent errors.

**2022 LONG-TERM CARE INSURANCE EXPERIENCE REPORTING FORM 5
STAND - ALONE LTC MARKET SHARE - TOP TEN COMPANIES
BY ACTUAL EARNED PREMIUMS**

FLORIDA

Rank	Company Code	Group Code	Company Name	State of Domicile	NBR of New Lives Insured	NBR of Lives In Force Year End	Earned Premiums	Incurred Claims	Market Share Percentage	Cummulative Market Share
1	62626	306	CMFG Life Ins Co	IA	0	2,303	4,685,618	2,237,880	87.03	87.03
2	70025	4011	Genworth Life Ins Co	DE	77	45,264	129,396	175,761	2.40	89.43
3	65838	904	John Hancock Life Ins Co USA	MI	0	42,229	91,643	167,080	1.70	91.14
4	38962	31	Genesis Ins Co	DE	0	63	90,295	(630,911)	1.68	92.81
5	69000	860	Northwestern Long Term Care Ins Co	WI	378	17,847	58,538	16,540	1.09	93.90
6	61263	233	Bankers Life & Cas Co	IL	1,937	25,332	40,265	57,171	0.75	94.65
7	65978	241	Metropolitan Life Ins Co	NY	0	19,840	32,739	49,058	0.61	95.26
8	86231	468	Transamerica Life Ins Co	IA	49	11,838	27,552	38,039	0.51	95.77
9	62235	565	Unum Life Ins Co Of Amer	ME	2,300	35,709	22,674	36,564	0.42	96.19
10	71412	261	Mutual Of Omaha Ins Co	NE	312	9,299	22,653	13,448	0.42	96.61
			** STATE TOTAL **		5,667	296,834	5,383,931	2,529,127	100.00	100.00

CAUTION: The information contained on this page is unaudited and not a complete analysis nor is it an expression of opinion on any insurer. This page may contain inadvertent errors.

**2022 LONG-TERM CARE INSURANCE EXPERIENCE REPORTING FORM 5
STAND - ALONE LTC MARKET SHARE - TOP TEN COMPANIES
BY ACTUAL EARNED PREMIUMS**

GEORGIA

Rank	Company Code	Group Code	Company Name	State of Domicile	NBR of New Lives Insured	NBR of Lives In Force Year End	Earned Premiums	Incurred Claims	Market Share Percentage	Cummulative Market Share
1	62626	306	CMFG Life Ins Co	IA	0	1,063	2,589,097	3,253,523	90.10	90.10
2	70025	4011	Genworth Life Ins Co	DE	61	31,426	77,462	99,908	2.70	92.80
3	65838	904	John Hancock Life Ins Co USA	MI	0	20,110	38,886	49,149	1.35	94.15
4	69000	860	Northwestern Long Term Care Ins Co	WI	232	8,713	27,697	6,525	0.96	95.12
5	62235	565	Unum Life Ins Co Of Amer	ME	722	19,593	16,331	19,926	0.57	95.68
6	65978	241	Metropolitan Life Ins Co	NY	1	9,902	14,718	19,311	0.51	96.20
7	71412	261	Mutual Of Omaha Ins Co	NE	354	5,642	12,650	3,610	0.44	96.64
8	86231	468	Transamerica Life Ins Co	IA	38	4,865	10,593	11,322	0.37	97.01
9	25178	176	State Farm Mut Auto Ins Co	IL	0	3,979	8,575	6,391	0.30	97.30
10	65935	435	Massachusetts Mut Life Ins Co	MA	0	3,323	7,557	3,843	0.26	97.57
			** STATE TOTAL **		1,811	145,169	2,873,468	3,674,809	100.00	100.00

CAUTION: The information contained on this page is unaudited and not a complete analysis nor is it an expression of opinion on any insurer. This page may contain inadvertent errors.

**2022 LONG-TERM CARE INSURANCE EXPERIENCE REPORTING FORM 5
STAND - ALONE LTC MARKET SHARE - TOP TEN COMPANIES
BY ACTUAL EARNED PREMIUMS**

HAWAII

Rank	Company Code	Group Code	Company Name	State of Domicile	NBR of New Lives Insured	NBR of Lives In Force Year End	Earned Premiums	Incurred Claims	Market Share Percentage	Cummulative Market Share
1	62626	306	CMFG Life Ins Co	IA	0	34	66,698	(54,597)	39.31	39.31
2	62235	565	Unum Life Ins Co Of Amer	ME	2,125	36,452	25,121	24,120	14.80	54.11
3	70025	4011	Genworth Life Ins Co	DE	3	6,579	15,447	11,861	9.10	63.21
4	65838	904	John Hancock Life Ins Co USA	MI	0	7,151	13,678	15,178	8.06	71.27
5	65978	241	Metropolitan Life Ins Co	NY	0	2,722	5,509	5,165	3.25	74.52
6	69000	860	Northwestern Long Term Care Ins Co	WI	34	1,142	4,081	884	2.41	76.93
7	66915	826	New York Life Ins Co	NY	77	1,718	3,851	4,590	2.27	79.20
8	86231	468	Transamerica Life Ins Co	IA	3	1,794	3,793	4,968	2.24	81.43
9	71412	261	Mutual Of Omaha Ins Co	NE	51	1,468	3,646	909	2.15	83.58
10	20443	218	Continental Cas Co	IL	0	2,132	3,210	2,960	1.89	85.47
			** STATE TOTAL **		2,328	72,706	169,688	52,408	100.00	100.00

CAUTION: The information contained on this page is unaudited and not a complete analysis nor is it an expression of opinion on any insurer. This page may contain inadvertent errors.

**2022 LONG-TERM CARE INSURANCE EXPERIENCE REPORTING FORM 5
STAND - ALONE LTC MARKET SHARE - TOP TEN COMPANIES
BY ACTUAL EARNED PREMIUMS**

IDAHO

Rank	Company Code	Group Code	Company Name	State of Domicile	NBR of New Lives Insured	NBR of Lives In Force Year End	Earned Premiums	Incurred Claims	Market Share Percentage	Cummulative Market Share
1	62626	306	CMFG Life Ins Co	IA	0	34	39,070	142,522	50.75	50.75
2	69000	860	Northwestern Long Term Care Ins Co	WI	56	2,041	6,150	1,448	7.99	58.74
3	70025	4011	Genworth Life Ins Co	DE	4	3,253	6,041	9,042	7.85	66.59
4	65838	904	John Hancock Life Ins Co USA	MI	0	2,615	4,636	4,227	6.02	72.61
5	61263	233	Bankers Life & Cas Co	IL	24	1,591	2,532	1,876	3.29	75.90
6	71412	261	Mutual Of Omaha Ins Co	NE	35	1,177	2,430	1,162	3.16	79.05
7	65978	241	Metropolitan Life Ins Co	NY	0	1,088	1,592	1,847	2.07	81.12
8	25178	176	State Farm Mut Auto Ins Co	IL	0	693	1,499	1,115	1.95	83.07
9	66915	826	New York Life Ins Co	NY	26	781	1,434	612	1.86	84.93
10	56014	0	Thrivent Financial For Lutherans	WI	40	696	1,363	1,054	1.77	86.70
			** STATE TOTAL **		428	21,700	76,985	182,085	100.00	100.00

CAUTION: The information contained on this page is unaudited and not a complete analysis nor is it an expression of opinion on any insurer. This page may contain inadvertent errors.

**2022 LONG-TERM CARE INSURANCE EXPERIENCE REPORTING FORM 5
STAND - ALONE LTC MARKET SHARE - TOP TEN COMPANIES
BY ACTUAL EARNED PREMIUMS**

ILLINOIS

Rank	Company Code	Group Code	Company Name	State of Domicile	NBR of New Lives Insured	NBR of Lives In Force Year End	Earned Premiums	Incurred Claims	Market Share Percentage	Cummulative Market Share
1	62626	306	CMFG Life Ins Co	IA	0	1,028	2,312,285	1,666,339	80.93	80.93
2	70025	4011	Genworth Life Ins Co	DE	83	46,896	114,204	128,669	4.00	84.92
3	65838	904	John Hancock Life Ins Co USA	MI	0	34,235	67,295	76,738	2.36	87.28
4	69000	860	Northwestern Long Term Care Ins Co	WI	448	17,902	58,840	13,260	2.06	89.34
5	65978	241	Metropolitan Life Ins Co	NY	0	24,279	36,565	38,010	1.28	90.62
6	62553	50	Country Life Ins Co	IL	4	14,181	31,162	86,730	1.09	91.71
7	20443	218	Continental Cas Co	IL	0	20,121	29,443	48,094	1.03	92.74
8	86231	468	Transamerica Life Ins Co	IA	17	9,139	23,483	32,243	0.82	93.56
9	71412	261	Mutual Of Omaha Ins Co	NE	335	9,823	21,226	8,119	0.74	94.30
10	62235	565	Unum Life Ins Co Of Amer	ME	6,036	53,174	19,488	24,927	0.68	94.98
			** STATE TOTAL **		7,413	303,964	2,857,300	2,325,967	100.00	100.00

CAUTION: The information contained on this page is unaudited and not a complete analysis nor is it an expression of opinion on any insurer. This page may contain inadvertent errors.

**2022 LONG-TERM CARE INSURANCE EXPERIENCE REPORTING FORM 5
STAND - ALONE LTC MARKET SHARE - TOP TEN COMPANIES
BY ACTUAL EARNED PREMIUMS**

INDIANA

Rank	Company Code	Group Code	Company Name	State of Domicile	NBR of New Lives Insured	NBR of Lives In Force Year End	Earned Premiums	Incurred Claims	Market Share Percentage	Cummulative Market Share
1	62626	306	CMFG Life Ins Co	IA	0	37	59,019	2,494	21.49	21.49
2	68462	730	Reserve Natl Ins Co	IL	0	26	44,476	(497)	16.19	37.68
3	70025	4011	Genworth Life Ins Co	DE	20	22,984	44,347	74,506	16.15	53.83
4	65838	904	John Hancock Life Ins Co USA	MI	0	15,218	29,451	45,378	10.72	64.55
5	69000	860	Northwestern Long Term Care Ins Co	WI	5	5,347	15,389	1,434	5.60	70.15
6	65978	241	Metropolitan Life Ins Co	NY	0	6,162	9,514	11,091	3.46	73.62
7	86231	468	Transamerica Life Ins Co	IA	7	4,641	9,020	19,237	3.28	76.90
8	71412	261	Mutual Of Omaha Ins Co	NE	146	3,682	7,787	4,301	2.84	79.74
9	61263	233	Bankers Life & Cas Co	IL	63	3,737	7,504	16,328	2.73	82.47
10	20443	218	Continental Cas Co	IL	0	6,418	7,274	19,648	2.65	85.12
			** STATE TOTAL **		774	94,577	274,653	459,592	100.00	100.00

CAUTION: The information contained on this page is unaudited and not a complete analysis nor is it an expression of opinion on any insurer. This page may contain inadvertent errors.

**2022 LONG-TERM CARE INSURANCE EXPERIENCE REPORTING FORM 5
STAND - ALONE LTC MARKET SHARE - TOP TEN COMPANIES
BY ACTUAL EARNED PREMIUMS**

IOWA

Rank	Company Code	Group Code	Company Name	State of Domicile	NBR of New Lives Insured	NBR of Lives In Force Year End	Earned Premiums	Incurred Claims	Market Share Percentage	Cummulative Market Share
1	62626	306	CMFG Life Ins Co	IA	0	490	516,255	1,323,242	68.57	68.57
2	70025	4011	Genworth Life Ins Co	DE	17	16,455	37,328	32,573	4.96	73.53
3	65838	904	John Hancock Life Ins Co USA	MI	0	12,378	22,718	28,192	3.02	76.55
4	69000	860	Northwestern Long Term Care Ins Co	WI	150	7,741	20,437	6,365	2.71	79.26
5	61263	233	Bankers Life & Cas Co	IL	7	6,351	13,938	29,021	1.85	81.11
6	68462	730	Reserve Natl Ins Co	IL	0	14	13,484	1,566	1.79	82.90
7	86231	468	Transamerica Life Ins Co	IA	2	6,682	13,296	23,861	1.77	84.67
8	56014	0	Thrivent Financial For Lutherans	WI	81	6,526	10,461	33,776	1.39	86.06
9	71412	261	Mutual Of Omaha Ins Co	NE	84	4,364	9,235	7,268	1.23	87.29
10	71471	0	Ability Ins Co	NE	0	3,190	9,226	17,232	1.23	88.51
			** STATE TOTAL **		694	119,410	752,877	1,649,922	100.00	100.00

CAUTION: The information contained on this page is unaudited and not a complete analysis nor is it an expression of opinion on any insurer. This page may contain inadvertent errors.

**2022 LONG-TERM CARE INSURANCE EXPERIENCE REPORTING FORM 5
STAND - ALONE LTC MARKET SHARE - TOP TEN COMPANIES
BY ACTUAL EARNED PREMIUMS**

KANSAS

Rank	Company Code	Group Code	Company Name	State of Domicile	NBR of New Lives Insured	NBR of Lives In Force Year End	Earned Premiums	Incurred Claims	Market Share Percentage	Cummulative Market Share
1	62626	306	CMFG Life Ins Co	IA	0	369	677,000	832,696	82.04	82.04
2	70025	4011	Genworth Life Ins Co	DE	9	12,866	27,906	30,371	3.38	85.42
3	65838	904	John Hancock Life Ins Co USA	MI	0	9,030	14,793	21,079	1.79	87.22
4	61263	233	Bankers Life & Cas Co	IL	536	7,408	14,359	18,698	1.74	88.96
5	69000	860	Northwestern Long Term Care Ins Co	WI	48	2,860	8,368	536	1.01	89.97
6	65978	241	Metropolitan Life Ins Co	NY	0	3,726	6,459	8,602	0.78	90.75
7	86231	468	Transamerica Life Ins Co	IA	5	4,438	6,403	16,343	0.78	91.53
8	71412	261	Mutual Of Omaha Ins Co	NE	92	3,061	6,318	2,534	0.77	92.30
9	66915	826	New York Life Ins Co	NY	41	2,145	4,977	1,577	0.60	92.90
10	64211	687	Guarantee Trust Life Ins Co	IL	0	2,933	4,960	3,281	0.60	93.50
			** STATE TOTAL **		1,589	92,962	825,178	1,041,830	100.00	100.00

CAUTION: The information contained on this page is unaudited and not a complete analysis nor is it an expression of opinion on any insurer. This page may contain inadvertent errors.

**2022 LONG-TERM CARE INSURANCE EXPERIENCE REPORTING FORM 5
STAND - ALONE LTC MARKET SHARE - TOP TEN COMPANIES
BY ACTUAL EARNED PREMIUMS**

KENTUCKY

Rank	Company Code	Group Code	Company Name	State of Domicile	NBR of New Lives Insured	NBR of Lives In Force Year End	Earned Premiums	Incurred Claims	Market Share Percentage	Cummulative Market Share
1	62626	306	CMFG Life Ins Co	IA	0	33	46,627	3,215	27.23	27.23
2	70025	4011	Genworth Life Ins Co	DE	6	14,983	34,159	47,338	19.95	47.18
3	86231	468	Transamerica Life Ins Co	IA	4	7,388	15,906	33,157	9.29	56.47
4	65838	904	John Hancock Life Ins Co USA	MI	0	6,614	13,103	16,601	7.65	64.13
5	69000	860	Northwestern Long Term Care Ins Co	WI	81	3,680	12,001	2,190	7.01	71.14
6	71412	261	Mutual Of Omaha Ins Co	NE	96	3,120	6,792	3,000	3.97	75.10
7	65978	241	Metropolitan Life Ins Co	NY	0	3,288	5,654	6,706	3.30	78.40
8	62235	565	Unum Life Ins Co Of Amer	ME	557	6,173	3,619	2,564	2.11	80.52
9	61263	233	Bankers Life & Cas Co	IL	168	2,362	3,601	4,156	2.10	82.62
10	25178	176	State Farm Mut Auto Ins Co	IL	0	1,234	2,797	2,320	1.63	84.25
			** STATE TOTAL **		1,001	63,558	171,218	158,061	100.00	100.00

CAUTION: The information contained on this page is unaudited and not a complete analysis nor is it an expression of opinion on any insurer. This page may contain inadvertent errors.

**2022 LONG-TERM CARE INSURANCE EXPERIENCE REPORTING FORM 5
STAND - ALONE LTC MARKET SHARE - TOP TEN COMPANIES
BY ACTUAL EARNED PREMIUMS**

LOUISIANA

Rank	Company Code	Group Code	Company Name	State of Domicile	NBR of New Lives Insured	NBR of Lives In Force Year End	Earned Premiums	Incurred Claims	Market Share Percentage	Cummulative Market Share
1	62626	306	CMFG Life Ins Co	IA	0	73	115,905	1,203	52.40	52.40
2	70025	4011	Genworth Life Ins Co	DE	9	9,961	21,881	33,863	9.89	62.29
3	69000	860	Northwestern Long Term Care Ins Co	WI	101	4,463	12,324	6,775	5.57	67.86
4	65838	904	John Hancock Life Ins Co USA	MI	0	6,342	11,006	14,932	4.98	72.84
5	66915	826	New York Life Ins Co	NY	80	4,051	7,568	8,617	3.42	76.26
6	25178	176	State Farm Mut Auto Ins Co	IL	0	2,996	5,336	3,924	2.41	78.67
7	65978	241	Metropolitan Life Ins Co	NY	0	3,678	5,329	7,889	2.41	81.08
8	71412	261	Mutual Of Omaha Ins Co	NE	71	2,317	4,688	1,468	2.12	83.20
9	86231	468	Transamerica Life Ins Co	IA	5	2,036	3,853	9,098	1.74	84.94
10	62235	565	Unum Life Ins Co Of Amer	ME	898	12,767	3,365	4,888	1.52	86.47
			** STATE TOTAL **		1,239	66,043	221,192	142,824	100.00	100.00

CAUTION: The information contained on this page is unaudited and not a complete analysis nor is it an expression of opinion on any insurer. This page may contain inadvertent errors.

**2022 LONG-TERM CARE INSURANCE EXPERIENCE REPORTING FORM 5
STAND - ALONE LTC MARKET SHARE - TOP TEN COMPANIES
BY ACTUAL EARNED PREMIUMS**

MAINE

Rank	Company Code	Group Code	Company Name	State of Domicile	NBR of New Lives Insured	NBR of Lives In Force Year End	Earned Premiums	Incurred Claims	Market Share Percentage	Cummulative Market Share
1	70025	4011	Genworth Life Ins Co	DE	3	5,331	12,292	20,173	22.34	22.34
2	62235	565	Unum Life Ins Co Of Amer	ME	762	15,743	10,266	19,901	18.66	41.00
3	65838	904	John Hancock Life Ins Co USA	MI	0	2,859	6,577	8,249	11.95	52.96
4	65978	241	Metropolitan Life Ins Co	NY	0	1,694	3,753	4,117	6.82	59.78
5	71412	261	Mutual Of Omaha Ins Co	NE	49	1,128	2,907	628	5.28	65.06
6	61263	233	Bankers Life & Cas Co	IL	4	1,956	2,666	5,271	4.85	69.91
7	69000	860	Northwestern Long Term Care Ins Co	WI	14	665	2,452	719	4.46	74.37
8	68241	304	Prudential Ins Co Of Amer	NJ	0	851	2,207	1,257	4.01	78.38
9	20443	218	Continental Cas Co	IL	0	889	1,777	4,399	3.23	81.61
10	65005	4	RiverSource Life Ins Co	MN	0	734	1,487	2,480	2.70	84.31
			** STATE TOTAL **		858	35,990	55,015	79,823	100.00	100.00

CAUTION: The information contained on this page is unaudited and not a complete analysis nor is it an expression of opinion on any insurer. This page may contain inadvertent errors.

**2022 LONG-TERM CARE INSURANCE EXPERIENCE REPORTING FORM 5
STAND - ALONE LTC MARKET SHARE - TOP TEN COMPANIES
BY ACTUAL EARNED PREMIUMS**

MARYLAND

Rank	Company Code	Group Code	Company Name	State of Domicile	NBR of New Lives Insured	NBR of Lives In Force Year End	Earned Premiums	Incurred Claims	Market Share Percentage	Cummulative Market Share
1	62626	306	CMFG Life Ins Co	IA	0	1,478	3,433,334	573,218	92.05	92.05
2	70025	4011	Genworth Life Ins Co	DE	35	29,419	83,557	87,267	2.24	94.29
3	65838	904	John Hancock Life Ins Co USA	MI	0	22,293	56,730	79,538	1.52	95.81
4	20443	218	Continental Cas Co	IL	0	11,438	19,946	51,595	0.53	96.34
5	65978	241	Metropolitan Life Ins Co	NY	2	9,178	19,272	19,915	0.52	96.86
6	62235	565	Unum Life Ins Co Of Amer	ME	894	17,644	14,848	27,141	0.40	97.26
7	68241	304	Prudential Ins Co Of Amer	NJ	0	6,147	13,751	12,443	0.37	97.63
8	69000	860	Northwestern Long Term Care Ins Co	WI	87	3,382	12,173	4,329	0.33	97.95
9	71412	261	Mutual Of Omaha Ins Co	NE	238	3,586	9,478	2,144	0.25	98.21
10	65935	435	Massachusetts Mut Life Ins Co	MA	3	4,486	9,420	6,680	0.25	98.46
			** STATE TOTAL **		1,521	135,277	3,729,990	946,007	100.00	100.00

CAUTION: The information contained on this page is unaudited and not a complete analysis nor is it an expression of opinion on any insurer. This page may contain inadvertent errors.

**2022 LONG-TERM CARE INSURANCE EXPERIENCE REPORTING FORM 5
STAND - ALONE LTC MARKET SHARE - TOP TEN COMPANIES
BY ACTUAL EARNED PREMIUMS**

MASSACHUSETTS

Rank	Company Code	Group Code	Company Name	State of Domicile	NBR of New Lives Insured	NBR of Lives In Force Year End	Earned Premiums	Incurred Claims	Market Share Percentage	Cummulative Market Share
1	62626	306	CMFG Life Ins Co	IA	0	382	920,332	478,360	72.88	72.88
2	70025	4011	Genworth Life Ins Co	DE	97	33,779	79,040	108,167	6.26	79.14
3	65838	904	John Hancock Life Ins Co USA	MI	0	28,631	62,896	97,372	4.98	84.12
4	62235	565	Unum Life Ins Co Of Amer	ME	2,704	37,285	35,106	63,811	2.78	86.90
5	65978	241	Metropolitan Life Ins Co	NY	1	13,145	26,682	35,800	2.11	89.01
6	69000	860	Northwestern Long Term Care Ins Co	WI	131	4,682	18,479	2,433	1.46	90.47
7	68241	304	Prudential Ins Co Of Amer	NJ	0	8,609	17,742	6,758	1.40	91.88
8	71412	261	Mutual Of Omaha Ins Co	NE	265	5,391	15,142	1,662	1.20	93.08
9	86231	468	Transamerica Life Ins Co	IA	0	6,813	14,248	22,251	1.13	94.21
10	65935	435	Massachusetts Mut Life Ins Co	MA	0	2,991	10,516	5,502	0.83	95.04
			** STATE TOTAL **		3,498	171,139	1,262,830	942,686	100.00	100.00

CAUTION: The information contained on this page is unaudited and not a complete analysis nor is it an expression of opinion on any insurer. This page may contain inadvertent errors.

**2022 LONG-TERM CARE INSURANCE EXPERIENCE REPORTING FORM 5
STAND - ALONE LTC MARKET SHARE - TOP TEN COMPANIES
BY ACTUAL EARNED PREMIUMS**

MICHIGAN

Rank	Company Code	Group Code	Company Name	State of Domicile	NBR of New Lives Insured	NBR of Lives In Force Year End	Earned Premiums	Incurred Claims	Market Share Percentage	Cummulative Market Share
1	62626	306	CMFG Life Ins Co	IA	0	1,135	2,161,462	1,522,161	88.77	88.77
2	70025	4011	Genworth Life Ins Co	DE	31	25,031	61,500	64,372	2.53	91.29
3	65838	904	John Hancock Life Ins Co USA	MI	0	32,003	48,187	49,319	1.98	93.27
4	69000	860	Northwestern Long Term Care Ins Co	WI	146	7,545	22,927	8,508	0.94	94.21
5	65978	241	Metropolitan Life Ins Co	NY	0	14,745	18,028	23,776	0.74	94.95
6	68241	304	Prudential Ins Co Of Amer	NJ	0	8,853	16,485	13,986	0.68	95.63
7	20443	218	Continental Cas Co	IL	0	9,572	15,189	19,162	0.62	96.25
8	65005	4	RiverSource Life Ins Co	MN	0	5,107	12,935	20,195	0.53	96.79
9	62235	565	Unum Life Ins Co Of Amer	ME	2,028	23,222	12,890	16,704	0.53	97.31
10	71412	261	Mutual Of Omaha Ins Co	NE	174	3,418	7,949	2,287	0.33	97.64
			** STATE TOTAL **		2,642	161,151	2,434,991	1,805,550	100.00	100.00

CAUTION: The information contained on this page is unaudited and not a complete analysis nor is it an expression of opinion on any insurer. This page may contain inadvertent errors.

**2022 LONG-TERM CARE INSURANCE EXPERIENCE REPORTING FORM 5
STAND - ALONE LTC MARKET SHARE - TOP TEN COMPANIES
BY ACTUAL EARNED PREMIUMS**

MINNESOTA

Rank	Company Code	Group Code	Company Name	State of Domicile	NBR of New Lives Insured	NBR of Lives In Force Year End	Earned Premiums	Incurred Claims	Market Share Percentage	Cummulative Market Share
1	62626	306	CMFG Life Ins Co	IA	0	553	1,265,465	1,314,330	77.61	77.61
2	70025	4011	Genworth Life Ins Co	DE	39	29,777	72,142	48,821	4.42	82.03
3	86231	468	Transamerica Life Ins Co	IA	12	18,672	37,285	80,991	2.29	84.32
4	65838	904	John Hancock Life Ins Co USA	MI	0	17,529	36,123	29,550	2.22	86.54
5	69000	860	Northwestern Long Term Care Ins Co	WI	272	11,924	33,685	6,196	2.07	88.60
6	56014	0	Thrivent Financial For Lutherans	WI	409	13,885	26,522	40,942	1.63	90.23
7	20443	218	Continental Cas Co	IL	0	25,082	23,132	14,123	1.42	91.65
8	71412	261	Mutual Of Omaha Ins Co	NE	158	5,589	12,289	3,483	0.75	92.40
9	68241	304	Prudential Ins Co Of Amer	NJ	0	4,752	10,936	11,450	0.67	93.07
10	65978	241	Metropolitan Life Ins Co	NY	0	5,996	10,392	9,097	0.64	93.71
			** STATE TOTAL **		2,381	199,389	1,630,550	1,727,073	100.00	100.00

CAUTION: The information contained on this page is unaudited and not a complete analysis nor is it an expression of opinion on any insurer. This page may contain inadvertent errors.

**2022 LONG-TERM CARE INSURANCE EXPERIENCE REPORTING FORM 5
STAND - ALONE LTC MARKET SHARE - TOP TEN COMPANIES
BY ACTUAL EARNED PREMIUMS**

MISSISSIPPI

Rank	Company Code	Group Code	Company Name	State of Domicile	NBR of New Lives Insured	NBR of Lives In Force Year End	Earned Premiums	Incurred Claims	Market Share Percentage	Cummulative Market Share
1	62626	306	CMFG Life Ins Co	IA	0	8	15,139	(211,886)	19.88	19.88
2	70025	4011	Genworth Life Ins Co	DE	3	4,676	11,082	20,416	14.55	34.43
3	65838	904	John Hancock Life Ins Co USA	MI	0	5,103	9,315	17,347	12.23	46.66
4	69000	860	Northwestern Long Term Care Ins Co	WI	23	1,664	5,256	562	6.90	53.56
5	66915	826	New York Life Ins Co	NY	26	1,829	3,541	2,855	4.65	58.21
6	71412	261	Mutual Of Omaha Ins Co	NE	55	1,606	3,196	1,889	4.20	62.41
7	65978	241	Metropolitan Life Ins Co	NY	0	1,913	2,935	3,690	3.85	66.26
8	61263	233	Bankers Life & Cas Co	IL	0	1,478	2,862	6,686	3.76	70.02
9	68896	0	Southern Farm Bureau Life Ins Co	MS	0	1,435	2,614	3,503	3.43	73.45
10	25178	176	State Farm Mut Auto Ins Co	IL	0	1,562	2,573	2,279	3.38	76.83
			** STATE TOTAL **		628	36,338	76,156	(126,127)	100.00	100.00

CAUTION: The information contained on this page is unaudited and not a complete analysis nor is it an expression of opinion on any insurer. This page may contain inadvertent errors.

**2022 LONG-TERM CARE INSURANCE EXPERIENCE REPORTING FORM 5
STAND - ALONE LTC MARKET SHARE - TOP TEN COMPANIES
BY ACTUAL EARNED PREMIUMS**

MISSOURI

Rank	Company Code	Group Code	Company Name	State of Domicile	NBR of New Lives Insured	NBR of Lives In Force Year End	Earned Premiums	Incurred Claims	Market Share Percentage	Cummulative Market Share
1	62626	306	CMFG Life Ins Co	IA	0	694	1,316,809	1,210,933	83.80	83.80
2	70025	4011	Genworth Life Ins Co	DE	23	23,006	53,715	64,218	3.42	87.21
3	65838	904	John Hancock Life Ins Co USA	MI	0	18,402	34,561	37,454	2.20	89.41
4	69000	860	Northwestern Long Term Care Ins Co	WI	147	6,556	18,992	3,270	1.21	90.62
5	65978	241	Metropolitan Life Ins Co	NY	0	10,979	17,247	19,497	1.10	91.72
6	62235	565	Unum Life Ins Co Of Amer	ME	1,355	23,962	17,222	19,679	1.10	92.81
7	71412	261	Mutual Of Omaha Ins Co	NE	149	5,431	11,673	7,252	0.74	93.56
8	86231	468	Transamerica Life Ins Co	IA	2	5,457	11,423	20,942	0.73	94.28
9	61263	233	Bankers Life & Cas Co	IL	12	5,471	11,360	18,519	0.72	95.01
10	25178	176	State Farm Mut Auto Ins Co	IL	0	3,781	8,817	7,903	0.56	95.57
			** STATE TOTAL **		1,949	143,926	1,571,459	1,519,417	100.00	100.00

CAUTION: The information contained on this page is unaudited and not a complete analysis nor is it an expression of opinion on any insurer. This page may contain inadvertent errors.

**2022 LONG-TERM CARE INSURANCE EXPERIENCE REPORTING FORM 5
STAND - ALONE LTC MARKET SHARE - TOP TEN COMPANIES
BY ACTUAL EARNED PREMIUMS**

MONTANA

Rank	Company Code	Group Code	Company Name	State of Domicile	NBR of New Lives Insured	NBR of Lives In Force Year End	Earned Premiums	Incurred Claims	Market Share Percentage	Cummulative Market Share
1	62626	306	CMFG Life Ins Co	IA	0	11	10,510	753	21.94	21.94
2	70025	4011	Genworth Life Ins Co	DE	16	2,685	4,751	5,012	9.92	31.86
3	65838	904	John Hancock Life Ins Co USA	MI	0	1,872	3,823	3,343	7.98	39.84
4	71471	0	Ability Ins Co	NE	0	1,413	3,366	4,593	7.03	46.87
5	69000	860	Northwestern Long Term Care Ins Co	WI	21	1,111	3,294	56	6.88	53.74
6	56014	0	Thrivent Financial For Lutherans	WI	16	1,409	2,683	4,082	5.60	59.35
7	62235	565	Unum Life Ins Co Of Amer	ME	501	8,071	2,534	1,763	5.29	64.64
8	86231	468	Transamerica Life Ins Co	IA	2	1,150	2,300	3,344	4.80	69.44
9	71412	261	Mutual Of Omaha Ins Co	NE	23	896	2,026	1,896	4.23	73.67
10	66915	826	New York Life Ins Co	NY	21	839	1,904	1,525	3.97	77.64
			** STATE TOTAL **		613	25,491	47,901	43,831	100.00	100.00

CAUTION: The information contained on this page is unaudited and not a complete analysis nor is it an expression of opinion on any insurer. This page may contain inadvertent errors.

**2022 LONG-TERM CARE INSURANCE EXPERIENCE REPORTING FORM 5
STAND - ALONE LTC MARKET SHARE - TOP TEN COMPANIES
BY ACTUAL EARNED PREMIUMS**

NEBRASKA

Rank	Company Code	Group Code	Company Name	State of Domicile	NBR of New Lives Insured	NBR of Lives In Force Year End	Earned Premiums	Incurred Claims	Market Share Percentage	Cummulative Market Share
1	70025	4011	Genworth Life Ins Co	DE	18	13,361	33,711	33,462	17.31	17.31
2	62626	306	CMFG Life Ins Co	IA	0	8	31,125	73,248	15.98	33.29
3	65838	904	John Hancock Life Ins Co USA	MI	0	6,163	12,953	15,544	6.65	39.94
4	71412	261	Mutual Of Omaha Ins Co	NE	79	6,266	12,427	7,679	6.38	46.32
5	69000	860	Northwestern Long Term Care Ins Co	WI	82	3,764	9,625	1,806	4.94	51.26
6	56014	0	Thrivent Financial For Lutherans	WI	42	4,612	7,800	19,617	4.00	55.27
7	71471	0	Ability Ins Co	NE	0	2,410	7,504	11,535	3.85	59.12
8	61263	233	Bankers Life & Cas Co	IL	19	3,125	6,406	9,366	3.29	62.41
9	20443	218	Continental Cas Co	IL	0	4,431	6,318	554	3.24	65.65
10	86231	468	Transamerica Life Ins Co	IA	4	3,032	5,716	13,520	2.93	68.59
			** STATE TOTAL **		529	80,724	194,770	275,055	100.00	100.00

CAUTION: The information contained on this page is unaudited and not a complete analysis nor is it an expression of opinion on any insurer. This page may contain inadvertent errors.

**2022 LONG-TERM CARE INSURANCE EXPERIENCE REPORTING FORM 5
STAND - ALONE LTC MARKET SHARE - TOP TEN COMPANIES
BY ACTUAL EARNED PREMIUMS**

NEVADA

Rank	Company Code	Group Code	Company Name	State of Domicile	NBR of New Lives Insured	NBR of Lives In Force Year End	Earned Premiums	Incurred Claims	Market Share Percentage	Cummulative Market Share
1	62626	306	CMFG Life Ins Co	IA	0	58	112,146	288,715	70.13	70.13
2	70025	4011	Genworth Life Ins Co	DE	9	5,390	11,887	15,573	7.43	77.57
3	62235	565	Unum Life Ins Co Of Amer	ME	811	10,137	6,141	3,223	3.84	81.41
4	65838	904	John Hancock Life Ins Co USA	MI	0	2,556	4,776	6,361	2.99	84.40
5	65978	241	Metropolitan Life Ins Co	NY	0	1,644	2,822	3,975	1.76	86.16
6	69000	860	Northwestern Long Term Care Ins Co	WI	18	852	2,636	135	1.65	87.81
7	66915	826	New York Life Ins Co	NY	34	1,064	2,224	1,735	1.39	89.20
8	71412	261	Mutual Of Omaha Ins Co	NE	53	889	2,214	855	1.38	90.58
9	25178	176	State Farm Mut Auto Ins Co	IL	0	815	1,744	1,271	1.09	91.68
10	61263	233	Bankers Life & Cas Co	IL	1	822	1,625	3,156	1.02	92.69
			** STATE TOTAL **		974	31,197	159,901	339,525	100.00	100.00

CAUTION: The information contained on this page is unaudited and not a complete analysis nor is it an expression of opinion on any insurer. This page may contain inadvertent errors.

**2022 LONG-TERM CARE INSURANCE EXPERIENCE REPORTING FORM 5
STAND - ALONE LTC MARKET SHARE - TOP TEN COMPANIES
BY ACTUAL EARNED PREMIUMS**

NEW HAMPSHIRE

Rank	Company Code	Group Code	Company Name	State of Domicile	NBR of New Lives Insured	NBR of Lives In Force Year End	Earned Premiums	Incurred Claims	Market Share Percentage	Cummulative Market Share
1	62626	306	CMFG Life Ins Co	IA	0	60	119,162	259,290	67.94	67.94
2	70025	4011	Genworth Life Ins Co	DE	8	6,193	13,420	20,648	7.65	75.59
3	65838	904	John Hancock Life Ins Co USA	MI	0	4,372	9,319	11,843	5.31	80.90
4	69000	860	Northwestern Long Term Care Ins Co	WI	32	1,163	4,468	1,593	2.55	83.45
5	61263	233	Bankers Life & Cas Co	IL	37	2,088	4,201	7,535	2.40	85.85
6	65978	241	Metropolitan Life Ins Co	NY	0	2,309	4,169	6,753	2.38	88.22
7	71412	261	Mutual Of Omaha Ins Co	NE	65	1,243	3,355	414	1.91	90.14
8	62235	565	Unum Life Ins Co Of Amer	ME	525	5,139	3,010	8,011	1.72	91.85
9	86231	468	Transamerica Life Ins Co	IA	2	972	2,161	2,295	1.23	93.08
10	65005	4	RiverSource Life Ins Co	MN	0	792	1,830	4,308	1.04	94.13
			** STATE TOTAL **		720	29,129	175,394	335,415	100.00	100.00

CAUTION: The information contained on this page is unaudited and not a complete analysis nor is it an expression of opinion on any insurer. This page may contain inadvertent errors.

**2022 LONG-TERM CARE INSURANCE EXPERIENCE REPORTING FORM 5
STAND - ALONE LTC MARKET SHARE - TOP TEN COMPANIES
BY ACTUAL EARNED PREMIUMS**

NEW JERSEY

Rank	Company Code	Group Code	Company Name	State of Domicile	NBR of New Lives Insured	NBR of Lives In Force Year End	Earned Premiums	Incurred Claims	Market Share Percentage	Cummulative Market Share
1	62626	306	CMFG Life Ins Co	IA	0	569	1,517,660	814,335	75.61	75.61
2	70025	4011	Genworth Life Ins Co	DE	45	42,281	129,010	146,954	6.43	82.04
3	65838	904	John Hancock Life Ins Co USA	MI	0	32,548	75,369	110,978	3.75	85.79
4	62235	565	Unum Life Ins Co Of Amer	ME	687	18,106	43,647	43,291	2.17	87.97
5	65978	241	Metropolitan Life Ins Co	NY	1	23,466	41,526	51,749	2.07	90.04
6	68241	304	Prudential Ins Co Of Amer	NJ	0	16,715	39,169	44,550	1.95	91.99
7	69000	860	Northwestern Long Term Care Ins Co	WI	169	5,836	21,337	2,957	1.06	93.05
8	20443	218	Continental Cas Co	IL	0	13,549	20,608	37,620	1.03	94.08
9	87726	4932	Brighthouse Life Ins Co	DE	0	4,531	19,705	69,664	0.98	95.06
10	71412	261	Mutual Of Omaha Ins Co	NE	333	6,335	18,215	2,180	0.91	95.97
			** STATE TOTAL **		1,920	196,839	2,007,218	1,439,688	100.00	100.00

CAUTION: The information contained on this page is unaudited and not a complete analysis nor is it an expression of opinion on any insurer. This page may contain inadvertent errors.

**2022 LONG-TERM CARE INSURANCE EXPERIENCE REPORTING FORM 5
STAND - ALONE LTC MARKET SHARE - TOP TEN COMPANIES
BY ACTUAL EARNED PREMIUMS**

NEW MEXICO

Rank	Company Code	Group Code	Company Name	State of Domicile	NBR of New Lives Insured	NBR of Lives In Force Year End	Earned Premiums	Incurred Claims	Market Share Percentage	Cummulative Market Share
1	62626	306	CMFG Life Ins Co	IA	0	139	221,662	625,114	82.65	82.65
2	70025	4011	Genworth Life Ins Co	DE	2	6,066	11,244	18,092	4.19	86.84
3	65838	904	John Hancock Life Ins Co USA	MI	0	4,127	7,596	8,512	2.83	89.67
4	69000	860	Northwestern Long Term Care Ins Co	WI	25	1,138	3,441	672	1.28	90.96
5	65978	241	Metropolitan Life Ins Co	NY	0	1,626	2,810	3,263	1.05	92.00
6	71412	261	Mutual Of Omaha Ins Co	NE	32	1,575	2,657	(559)	0.99	93.00
7	62235	565	Unum Life Ins Co Of Amer	ME	304	16,538	2,370	4,006	0.88	93.88
8	66915	826	New York Life Ins Co	NY	30	1,111	2,306	1,613	0.86	94.74
9	68241	304	Prudential Ins Co Of Amer	NJ	0	687	1,684	2,341	0.63	95.37
10	25178	176	State Farm Mut Auto Ins Co	IL	0	819	1,667	2,240	0.62	95.99
			** STATE TOTAL **		420	40,356	268,197	682,195	100.00	100.00

CAUTION: The information contained on this page is unaudited and not a complete analysis nor is it an expression of opinion on any insurer. This page may contain inadvertent errors.

**2022 LONG-TERM CARE INSURANCE EXPERIENCE REPORTING FORM 5
STAND - ALONE LTC MARKET SHARE - TOP TEN COMPANIES
BY ACTUAL EARNED PREMIUMS**

NEW YORK

Rank	Company Code	Group Code	Company Name	State of Domicile	NBR of New Lives Insured	NBR of Lives In Force Year End	Earned Premiums	Incurred Claims	Market Share Percentage	Cummulative Market Share
1	72990	4011	Genworth Life Ins Co of NY	NY	2	74,298	237,073	333,680	23.89	23.89
2	93610	904	John Hancock Life & Hlth Ins Co	MA	0	44,595	163,714	320,521	16.50	40.38
3	65978	241	Metropolitan Life Ins Co	NY	2	43,556	98,864	124,248	9.96	50.34
4	64297	565	First Unum Life Ins Co	NY	1,370	37,577	78,462	188,761	7.91	58.25
5	68241	304	Prudential Ins Co Of Amer	NJ	0	25,059	61,420	80,105	6.19	64.44
6	87726	4932	Brighthouse Life Ins Co	DE	0	13,528	52,945	230,444	5.33	69.77
7	69000	860	Northwestern Long Term Care Ins Co	WI	461	12,475	47,034	5,042	4.74	74.51
8	83437	1186	MedAmerica Ins Co of NY	NY	0	18,960	43,839	59,024	4.42	78.93
9	71412	261	Mutual Of Omaha Ins Co	NE	866	10,907	34,405	5,115	3.47	82.40
10	66915	826	New York Life Ins Co	NY	652	12,435	32,719	17,859	3.30	85.69
			** STATE TOTAL **		4,127	370,061	992,470	1,638,587	100.00	100.00

CAUTION: The information contained on this page is unaudited and not a complete analysis nor is it an expression of opinion on any insurer. This page may contain inadvertent errors.

**2022 LONG-TERM CARE INSURANCE EXPERIENCE REPORTING FORM 5
STAND - ALONE LTC MARKET SHARE - TOP TEN COMPANIES
BY ACTUAL EARNED PREMIUMS**

NORTH CAROLINA

Rank	Company Code	Group Code	Company Name	State of Domicile	NBR of New Lives Insured	NBR of Lives In Force Year End	Earned Premiums	Incurred Claims	Market Share Percentage	Cummulative Market Share
1	62626	306	CMFG Life Ins Co	IA	0	910	2,125,440	927,421	86.23	86.23
2	70025	4011	Genworth Life Ins Co	DE	125	35,637	81,387	115,270	3.30	89.53
3	65838	904	John Hancock Life Ins Co USA	MI	0	26,289	53,069	68,581	2.15	91.68
4	69000	860	Northwestern Long Term Care Ins Co	WI	289	11,649	35,062	9,389	1.42	93.11
5	65978	241	Metropolitan Life Ins Co	NY	0	10,807	17,249	20,851	0.70	93.81
6	71412	261	Mutual Of Omaha Ins Co	NE	371	7,689	17,197	6,671	0.70	94.50
7	61263	233	Bankers Life & Cas Co	IL	31	7,573	14,593	15,465	0.59	95.10
8	86231	468	Transamerica Life Ins Co	IA	24	4,955	11,499	14,717	0.47	95.56
9	68241	304	Prudential Ins Co Of Amer	NJ	0	5,285	11,378	13,115	0.46	96.02
10	62235	565	Unum Life Ins Co Of Amer	ME	900	16,206	11,018	23,161	0.45	96.47
			** STATE TOTAL **		2,062	174,619	2,464,853	1,362,656	100.00	100.00

CAUTION: The information contained on this page is unaudited and not a complete analysis nor is it an expression of opinion on any insurer. This page may contain inadvertent errors.

**2022 LONG-TERM CARE INSURANCE EXPERIENCE REPORTING FORM 5
STAND - ALONE LTC MARKET SHARE - TOP TEN COMPANIES
BY ACTUAL EARNED PREMIUMS**

NORTH DAKOTA

Rank	Company Code	Group Code	Company Name	State of Domicile	NBR of New Lives Insured	NBR of Lives In Force Year End	Earned Premiums	Incurred Claims	Market Share Percentage	Cummulative Market Share
1	86231	468	Transamerica Life Ins Co	IA	0	4,542	10,715	21,783	16.18	16.18
2	70025	4011	Genworth Life Ins Co	DE	4	3,033	7,830	7,428	11.82	28.01
3	65838	904	John Hancock Life Ins Co USA	MI	0	2,580	6,627	5,039	10.01	38.01
4	56014	0	Thrivent Financial For Lutherans	WI	44	3,519	6,586	13,326	9.95	47.96
5	69515	1186	Medamerica Ins Co	PA	0	2,532	4,861	1,365	7.34	55.30
6	71412	261	Mutual Of Omaha Ins Co	NE	13	1,985	4,380	5,767	6.61	61.92
7	69000	860	Northwestern Long Term Care Ins Co	WI	28	1,205	3,328	112	5.03	66.94
8	62626	306	CMFG Life Ins Co	IA	0	1	3,014	31,392	4.55	71.49
9	62952	4888	SILAC Ins Co	UT	0	563	1,588	2,885	2.40	73.89
10	58033	0	Knights Of Columbus	CT	14	908	1,577	2,124	2.38	76.27
			** STATE TOTAL **		221	30,256	66,218	117,187	100.00	100.00

CAUTION: The information contained on this page is unaudited and not a complete analysis nor is it an expression of opinion on any insurer. This page may contain inadvertent errors.

**2022 LONG-TERM CARE INSURANCE EXPERIENCE REPORTING FORM 5
STAND - ALONE LTC MARKET SHARE - TOP TEN COMPANIES
BY ACTUAL EARNED PREMIUMS**

OHIO

Rank	Company Code	Group Code	Company Name	State of Domicile	NBR of New Lives Insured	NBR of Lives In Force Year End	Earned Premiums	Incurred Claims	Market Share Percentage	Cummulative Market Share
1	62626	306	CMFG Life Ins Co	IA	0	139	176,957	388,289	31.32	31.32
2	70025	4011	Genworth Life Ins Co	DE	38	41,981	94,140	128,536	16.66	47.98
3	65838	904	John Hancock Life Ins Co USA	MI	0	27,632	55,157	68,881	9.76	57.74
4	68241	304	Prudential Ins Co Of Amer	NJ	0	19,502	37,778	26,394	6.69	64.42
5	69000	860	Northwestern Long Term Care Ins Co	WI	296	9,939	30,140	6,441	5.33	69.76
6	65978	241	Metropolitan Life Ins Co	NY	0	11,426	19,027	22,250	3.37	73.13
7	62235	565	Unum Life Ins Co Of Amer	ME	1,496	31,083	18,265	27,542	3.23	76.36
8	71412	261	Mutual Of Omaha Ins Co	NE	273	6,590	14,406	3,337	2.55	78.91
9	20443	218	Continental Cas Co	IL	0	8,488	14,209	28,647	2.51	81.42
10	65005	4	RiverSource Life Ins Co	MN	0	4,581	10,160	24,441	1.80	83.22
			** STATE TOTAL **		2,496	211,609	565,054	847,311	100.00	100.00

CAUTION: The information contained on this page is unaudited and not a complete analysis nor is it an expression of opinion on any insurer. This page may contain inadvertent errors.

**2022 LONG-TERM CARE INSURANCE EXPERIENCE REPORTING FORM 5
STAND - ALONE LTC MARKET SHARE - TOP TEN COMPANIES
BY ACTUAL EARNED PREMIUMS**

OKLAHOMA

Rank	Company Code	Group Code	Company Name	State of Domicile	NBR of New Lives Insured	NBR of Lives In Force Year End	Earned Premiums	Incurred Claims	Market Share Percentage	Cummulative Market Share
1	62626	306	CMFG Life Ins Co	IA	0	25	47,927	(15,703)	34.85	34.85
2	70025	4011	Genworth Life Ins Co	DE	12	8,450	19,401	26,983	14.11	48.95
3	65838	904	John Hancock Life Ins Co USA	MI	0	6,420	11,528	11,246	8.38	57.33
4	69000	860	Northwestern Long Term Care Ins Co	WI	35	1,594	4,751	618	3.45	60.79
5	65978	241	Metropolitan Life Ins Co	NY	0	3,206	4,570	7,607	3.32	64.11
6	66915	826	New York Life Ins Co	NY	46	2,236	4,265	3,752	3.10	67.21
7	71412	261	Mutual Of Omaha Ins Co	NE	45	1,847	3,859	1,210	2.81	70.02
8	25178	176	State Farm Mut Auto Ins Co	IL	0	1,965	3,733	3,612	2.71	72.73
9	61263	233	Bankers Life & Cas Co	IL	2	1,808	3,400	7,628	2.47	75.20
10	62235	565	Unum Life Ins Co Of Amer	ME	207	6,434	3,385	3,240	2.46	77.66
			** STATE TOTAL **		443	52,298	137,539	102,323	100.00	100.00

CAUTION: The information contained on this page is unaudited and not a complete analysis nor is it an expression of opinion on any insurer. This page may contain inadvertent errors.

**2022 LONG-TERM CARE INSURANCE EXPERIENCE REPORTING FORM 5
STAND - ALONE LTC MARKET SHARE - TOP TEN COMPANIES
BY ACTUAL EARNED PREMIUMS**

OREGON

Rank	Company Code	Group Code	Company Name	State of Domicile	NBR of New Lives Insured	NBR of Lives In Force Year End	Earned Premiums	Incurred Claims	Market Share Percentage	Cummulative Market Share
1	62626	306	CMFG Life Ins Co	IA	0	190	308,349	564,269	69.59	69.59
2	70025	4011	Genworth Life Ins Co	DE	14	10,004	23,147	23,439	5.22	74.82
3	65838	904	John Hancock Life Ins Co USA	MI	0	8,818	18,540	17,457	4.18	79.00
4	62235	565	Unum Life Ins Co Of Amer	ME	792	18,189	15,071	17,594	3.40	82.40
5	69000	860	Northwestern Long Term Care Ins Co	WI	59	3,166	10,559	3,540	2.38	84.78
6	65978	241	Metropolitan Life Ins Co	NY	0	4,515	7,254	6,577	1.64	86.42
7	25178	176	State Farm Mut Auto Ins Co	IL	0	3,104	6,286	5,431	1.42	87.84
8	20443	218	Continental Cas Co	IL	0	4,429	5,965	10,204	1.35	89.19
9	71412	261	Mutual Of Omaha Ins Co	NE	97	2,579	5,619	958	1.27	90.45
10	61263	233	Bankers Life & Cas Co	IL	7	2,655	4,973	7,667	1.12	91.58
			** STATE TOTAL **		1,113	77,102	443,086	711,493	100.00	100.00

CAUTION: The information contained on this page is unaudited and not a complete analysis nor is it an expression of opinion on any insurer. This page may contain inadvertent errors.

**2022 LONG-TERM CARE INSURANCE EXPERIENCE REPORTING FORM 5
STAND - ALONE LTC MARKET SHARE - TOP TEN COMPANIES
BY ACTUAL EARNED PREMIUMS**

PENNSYLVANIA

Rank	Company Code	Group Code	Company Name	State of Domicile	NBR of New Lives Insured	NBR of Lives In Force Year End	Earned Premiums	Incurred Claims	Market Share Percentage	Cummulative Market Share
1	62626	306	CMFG Life Ins Co	IA	0	1,366	3,028,061	2,064,423	86.16	86.16
2	70025	4011	Genworth Life Ins Co	DE	55	47,196	130,999	136,176	3.73	89.89
3	65838	904	John Hancock Life Ins Co USA	MI	0	31,308	71,800	86,843	2.04	91.93
4	65978	241	Metropolitan Life Ins Co	NY	0	19,859	36,121	34,708	1.03	92.96
5	20443	218	Continental Cas Co	IL	0	17,414	31,360	59,370	0.89	93.85
6	62235	565	Unum Life Ins Co Of Amer	ME	1,152	27,072	25,916	42,654	0.74	94.59
7	69000	860	Northwestern Long Term Care Ins Co	WI	201	7,321	23,946	5,607	0.68	95.27
8	68241	304	Prudential Ins Co Of Amer	NJ	0	8,956	20,413	4,147	0.58	95.85
9	71412	261	Mutual Of Omaha Ins Co	NE	257	6,538	16,241	2,993	0.46	96.31
10	65935	435	Massachusetts Mut Life Ins Co	MA	0	5,713	13,308	8,181	0.38	96.69
			** STATE TOTAL **		2,023	228,020	3,514,363	2,633,404	100.00	100.00

CAUTION: The information contained on this page is unaudited and not a complete analysis nor is it an expression of opinion on any insurer. This page may contain inadvertent errors.

**2022 LONG-TERM CARE INSURANCE EXPERIENCE REPORTING FORM 5
STAND - ALONE LTC MARKET SHARE - TOP TEN COMPANIES
BY ACTUAL EARNED PREMIUMS**

RHODE ISLAND

Rank	Company Code	Group Code	Company Name	State of Domicile	NBR of New Lives Insured	NBR of Lives In Force Year End	Earned Premiums	Incurred Claims	Market Share Percentage	Cummulative Market Share
1	62626	306	CMFG Life Ins Co	IA	0	55	107,208	(66,990)	73.29	73.29
2	70025	4011	Genworth Life Ins Co	DE	4	3,985	9,794	14,192	6.70	79.99
3	65838	904	John Hancock Life Ins Co USA	MI	0	3,317	7,370	14,806	5.04	85.02
4	65978	241	Metropolitan Life Ins Co	NY	0	2,241	3,785	6,382	2.59	87.61
5	69000	860	Northwestern Long Term Care Ins Co	WI	15	808	2,704	22	1.85	89.46
6	62235	565	Unum Life Ins Co Of Amer	ME	122	1,909	2,137	5,982	1.46	90.92
7	71412	261	Mutual Of Omaha Ins Co	NE	38	690	2,031	266	1.39	92.31
8	61263	233	Bankers Life & Cas Co	IL	6	761	1,363	1,244	0.93	93.24
9	86231	468	Transamerica Life Ins Co	IA	1	650	1,280	2,911	0.88	94.12
10	87726	4932	BrightHouse Life Ins Co	DE	0	330	1,243	3,755	0.85	94.97
			** STATE TOTAL **		211	17,883	146,277	(6,305)	100.00	100.00

CAUTION: The information contained on this page is unaudited and not a complete analysis nor is it an expression of opinion on any insurer. This page may contain inadvertent errors.

**2022 LONG-TERM CARE INSURANCE EXPERIENCE REPORTING FORM 5
STAND - ALONE LTC MARKET SHARE - TOP TEN COMPANIES
BY ACTUAL EARNED PREMIUMS**

SOUTH CAROLINA

Rank	Company Code	Group Code	Company Name	State of Domicile	NBR of New Lives Insured	NBR of Lives In Force Year End	Earned Premiums	Incurred Claims	Market Share Percentage	Cummulative Market Share
1	62626	306	CMFG Life Ins Co	IA	0	759	1,571,808	1,454,958	88.88	88.88
2	70025	4011	Genworth Life Ins Co	DE	18	16,714	38,864	68,114	2.20	91.08
3	68462	730	Reserve Natl Ins Co	IL	0	45	35,863	2,570	2.03	93.11
4	65838	904	John Hancock Life Ins Co USA	MI	0	11,468	22,853	30,937	1.29	94.40
5	68241	304	Prudential Ins Co Of Amer	NJ	0	7,715	15,394	13,032	0.87	95.27
6	69000	860	Northwestern Long Term Care Ins Co	WI	107	4,300	13,532	2,542	0.77	96.03
7	71412	261	Mutual Of Omaha Ins Co	NE	183	3,953	8,401	2,499	0.48	96.51
8	65978	241	Metropolitan Life Ins Co	NY	0	4,326	7,058	8,861	0.40	96.91
9	65935	435	Massachusetts Mut Life Ins Co	MA	0	2,311	5,493	1,986	0.31	97.22
10	86231	468	Transamerica Life Ins Co	IA	7	2,437	5,320	8,379	0.30	97.52
			** STATE TOTAL **		758	83,335	1,768,450	1,674,008	100.00	100.00

CAUTION: The information contained on this page is unaudited and not a complete analysis nor is it an expression of opinion on any insurer. This page may contain inadvertent errors.

**2022 LONG-TERM CARE INSURANCE EXPERIENCE REPORTING FORM 5
STAND - ALONE LTC MARKET SHARE - TOP TEN COMPANIES
BY ACTUAL EARNED PREMIUMS**

SOUTH DAKOTA

Rank	Company Code	Group Code	Company Name	State of Domicile	NBR of New Lives Insured	NBR of Lives In Force Year End	Earned Premiums	Incurred Claims	Market Share Percentage	Cummulative Market Share
1	70025	4011	Genworth Life Ins Co	DE	2	4,740	13,652	8,534	18.04	18.04
2	65838	904	John Hancock Life Ins Co USA	MI	0	2,840	6,459	8,526	8.53	26.57
3	56014	0	Thrivent Financial For Lutherans	WI	47	3,386	6,039	15,601	7.98	34.55
4	71412	261	Mutual Of Omaha Ins Co	NE	30	2,828	6,038	4,938	7.98	42.53
5	66915	826	New York Life Ins Co	NY	24	2,137	5,128	2,826	6.78	49.30
6	69000	860	Northwestern Long Term Care Ins Co	WI	32	1,928	5,052	124	6.68	55.98
7	86231	468	Transamerica Life Ins Co	IA	0	1,925	4,210	7,570	5.56	61.54
8	71471	0	Ability Ins Co	NE	0	1,221	3,522	5,015	4.65	66.20
9	62235	565	Unum Life Ins Co Of Amer	ME	876	9,889	3,259	1,704	4.31	70.50
10	25178	176	State Farm Mut Auto Ins Co	IL	0	936	2,359	2,299	3.12	73.62
			** STATE TOTAL **		1,175	42,232	75,685	85,418	100.00	100.00

CAUTION: The information contained on this page is unaudited and not a complete analysis nor is it an expression of opinion on any insurer. This page may contain inadvertent errors.

**2022 LONG-TERM CARE INSURANCE EXPERIENCE REPORTING FORM 5
STAND - ALONE LTC MARKET SHARE - TOP TEN COMPANIES
BY ACTUAL EARNED PREMIUMS**

TENNESSEE

Rank	Company Code	Group Code	Company Name	State of Domicile	NBR of New Lives Insured	NBR of Lives In Force Year End	Earned Premiums	Incurred Claims	Market Share Percentage	Cummulative Market Share
1	62626	306	CMFG Life Ins Co	IA	0	184	355,724	(9,172)	54.67	54.67
2	68462	730	Reserve Natl Ins Co	IL	0	53	72,934	5,616	11.21	65.88
3	70025	4011	Genworth Life Ins Co	DE	16	22,682	53,260	79,430	8.19	74.07
4	65838	904	John Hancock Life Ins Co USA	MI	0	14,118	28,905	41,710	4.44	78.51
5	69000	860	Northwestern Long Term Care Ins Co	WI	132	6,973	20,121	4,898	3.09	81.60
6	65978	241	Metropolitan Life Ins Co	NY	0	11,243	16,447	17,295	2.53	84.13
7	62235	565	Unum Life Ins Co Of Amer	ME	1,211	27,331	13,302	14,332	2.04	86.18
8	71412	261	Mutual Of Omaha Ins Co	NE	221	4,415	9,706	4,136	1.49	87.67
9	20443	218	Continental Cas Co	IL	0	5,348	9,014	17,801	1.39	89.05
10	69515	1186	Medamerica Ins Co	PA	0	4,421	7,207	3,419	1.11	90.16
			** STATE TOTAL **		1,823	127,692	650,640	263,051	100.00	100.00

CAUTION: The information contained on this page is unaudited and not a complete analysis nor is it an expression of opinion on any insurer. This page may contain inadvertent errors.

**2022 LONG-TERM CARE INSURANCE EXPERIENCE REPORTING FORM 5
STAND - ALONE LTC MARKET SHARE - TOP TEN COMPANIES
BY ACTUAL EARNED PREMIUMS**

TEXAS

Rank	Company Code	Group Code	Company Name	State of Domicile	NBR of New Lives Insured	NBR of Lives In Force Year End	Earned Premiums	Incurred Claims	Market Share Percentage	Cummulative Market Share
1	62626	306	CMFG Life Ins Co	IA	0	1,842	4,070,689	3,715,931	51.75	51.75
2	68462	730	Reserve Natl Ins Co	IL	137	4,119	3,122,877	294,718	39.70	91.44
3	70025	4011	Genworth Life Ins Co	DE	109	62,518	141,270	153,606	1.80	93.24
4	65838	904	John Hancock Life Ins Co USA	MI	0	57,600	97,902	111,937	1.24	94.48
5	69000	860	Northwestern Long Term Care Ins Co	WI	351	13,842	40,877	12,148	0.52	95.00
6	71412	261	Mutual Of Omaha Ins Co	NE	649	16,713	34,821	14,188	0.44	95.45
7	86231	468	Transamerica Life Ins Co	IA	76	14,985	32,208	48,600	0.41	95.86
8	65978	241	Metropolitan Life Ins Co	NY	0	23,081	32,113	39,225	0.41	96.26
9	66915	826	New York Life Ins Co	NY	401	12,615	30,240	14,004	0.38	96.65
10	20443	218	Continental Cas Co	IL	0	34,292	26,442	27,567	0.34	96.98
			** STATE TOTAL **		7,347	401,567	7,866,624	4,767,127	100.00	100.00

CAUTION: The information contained on this page is unaudited and not a complete analysis nor is it an expression of opinion on any insurer. This page may contain inadvertent errors.

**2022 LONG-TERM CARE INSURANCE EXPERIENCE REPORTING FORM 5
STAND - ALONE LTC MARKET SHARE - TOP TEN COMPANIES
BY ACTUAL EARNED PREMIUMS**

UTAH

Rank	Company Code	Group Code	Company Name	State of Domicile	NBR of New Lives Insured	NBR of Lives In Force Year End	Earned Premiums	Incurred Claims	Market Share Percentage	Cummulative Market Share
1	62626	306	CMFG Life Ins Co	IA	0	86	144,455	(40,206)	75.20	75.20
2	68241	304	Prudential Ins Co Of Amer	NJ	0	5,293	9,210	3,544	4.79	79.99
3	70025	4011	Genworth Life Ins Co	DE	9	3,794	7,519	8,956	3.91	83.91
4	69000	860	Northwestern Long Term Care Ins Co	WI	40	1,614	4,027	1,614	2.10	86.00
5	65838	904	John Hancock Life Ins Co USA	MI	0	2,489	3,790	3,032	1.97	87.98
6	65978	241	Metropolitan Life Ins Co	NY	0	2,628	3,254	2,985	1.69	89.67
7	71412	261	Mutual Of Omaha Ins Co	NE	59	1,169	2,307	977	1.20	90.87
8	20443	218	Continental Cas Co	IL	0	2,245	1,948	(356)	1.01	91.89
9	66915	826	New York Life Ins Co	NY	20	858	1,637	441	0.85	92.74
10	62235	565	Unum Life Ins Co Of Amer	ME	58	1,895	1,495	383	0.78	93.52
			** STATE TOTAL **		262	30,066	192,095	(450)	100.00	100.00

CAUTION: The information contained on this page is unaudited and not a complete analysis nor is it an expression of opinion on any insurer. This page may contain inadvertent errors.

**2022 LONG-TERM CARE INSURANCE EXPERIENCE REPORTING FORM 5
STAND - ALONE LTC MARKET SHARE - TOP TEN COMPANIES
BY ACTUAL EARNED PREMIUMS**

VERMONT

Rank	Company Code	Group Code	Company Name	State of Domicile	NBR of New Lives Insured	NBR of Lives In Force Year End	Earned Premiums	Incurred Claims	Market Share Percentage	Cummulative Market Share
1	62626	306	CMFG Life Ins Co	IA	0	36	35,103	193,317	59.16	59.16
2	70025	4011	Genworth Life Ins Co	DE	0	3,985	7,862	13,903	13.25	72.41
3	65838	904	John Hancock Life Ins Co USA	MI	0	1,703	3,139	4,916	5.29	77.70
4	71412	261	Mutual Of Omaha Ins Co	NE	20	656	1,641	498	2.77	80.47
5	65978	241	Metropolitan Life Ins Co	NY	0	994	1,572	2,583	2.65	83.11
6	69000	860	Northwestern Long Term Care Ins Co	WI	3	376	1,447	1,395	2.44	85.55
7	62235	565	Unum Life Ins Co Of Amer	ME	214	2,558	1,386	4,329	2.34	87.89
8	61263	233	Bankers Life & Cas Co	IL	6	745	1,134	2,044	1.91	89.80
9	66915	826	New York Life Ins Co	NY	13	453	1,011	1,332	1.70	91.50
10	86231	468	Transamerica Life Ins Co	IA	1	492	955	1,576	1.61	93.11
			** STATE TOTAL **		263	14,372	59,336	237,183	100.00	100.00

CAUTION: The information contained on this page is unaudited and not a complete analysis nor is it an expression of opinion on any insurer. This page may contain inadvertent errors.

**2022 LONG-TERM CARE INSURANCE EXPERIENCE REPORTING FORM 5
STAND - ALONE LTC MARKET SHARE - TOP TEN COMPANIES
BY ACTUAL EARNED PREMIUMS**

VIRGINIA

Rank	Company Code	Group Code	Company Name	State of Domicile	NBR of New Lives Insured	NBR of Lives In Force Year End	Earned Premiums	Incurred Claims	Market Share Percentage	Cummulative Market Share
1	62626	306	CMFG Life Ins Co	IA	0	2,829	6,872,161	5,394,319	93.40	93.40
2	70025	4011	Genworth Life Ins Co	DE	215	58,683	122,649	117,498	1.67	95.06
3	65838	904	John Hancock Life Ins Co USA	MI	0	39,533	94,448	115,804	1.28	96.35
4	68462	730	Reserve Natl Ins Co	IL	0	24	40,240	3,092	0.55	96.89
5	65978	241	Metropolitan Life Ins Co	NY	0	14,244	24,035	31,809	0.33	97.22
6	69000	860	Northwestern Long Term Care Ins Co	WI	235	7,634	24,014	4,792	0.33	97.55
7	71412	261	Mutual Of Omaha Ins Co	NE	290	9,128	17,955	(447)	0.24	97.79
8	62235	565	Unum Life Ins Co Of Amer	ME	565	15,513	16,697	26,159	0.23	98.02
9	20443	218	Continental Cas Co	IL	0	11,104	16,588	23,520	0.23	98.24
10	66915	826	New York Life Ins Co	NY	150	6,627	14,228	8,239	0.19	98.44
			** STATE TOTAL **		1,742	221,600	7,357,988	5,871,682	100.00	100.00

CAUTION: The information contained on this page is unaudited and not a complete analysis nor is it an expression of opinion on any insurer. This page may contain inadvertent errors.

**2022 LONG-TERM CARE INSURANCE EXPERIENCE REPORTING FORM 5
STAND - ALONE LTC MARKET SHARE - TOP TEN COMPANIES
BY ACTUAL EARNED PREMIUMS**

WASHINGTON

Rank	Company Code	Group Code	Company Name	State of Domicile	NBR of New Lives Insured	NBR of Lives In Force Year End	Earned Premiums	Incurred Claims	Market Share Percentage	Cummulative Market Share
1	62626	306	CMFG Life Ins Co	IA	0	173	398,851	389,777	52.33	52.33
2	70025	4011	Genworth Life Ins Co	DE	162	30,313	69,776	81,504	9.15	61.49
3	86231	468	Transamerica Life Ins Co	IA	7,322	55,291	45,403	24,318	5.96	67.44
4	65838	904	John Hancock Life Ins Co USA	MI	0	21,379	42,229	46,467	5.54	72.98
5	69000	860	Northwestern Long Term Care Ins Co	WI	274	11,329	21,572	7,458	2.83	75.81
6	61263	233	Bankers Life & Cas Co	IL	444	14,010	20,747	17,232	2.72	78.54
7	62235	565	Unum Life Ins Co Of Amer	ME	3,798	38,183	19,531	23,454	2.56	81.10
8	66915	826	New York Life Ins Co	NY	2,163	16,731	17,267	3,118	2.27	83.36
9	71412	261	Mutual Of Omaha Ins Co	NE	332	7,940	15,135	2,574	1.99	85.35
10	65978	241	Metropolitan Life Ins Co	NY	0	7,775	13,707	12,008	1.80	87.15
			** STATE TOTAL **		14,881	264,330	762,176	733,170	100.00	100.00

CAUTION: The information contained on this page is unaudited and not a complete analysis nor is it an expression of opinion on any insurer. This page may contain inadvertent errors.

**2022 LONG-TERM CARE INSURANCE EXPERIENCE REPORTING FORM 5
STAND - ALONE LTC MARKET SHARE - TOP TEN COMPANIES
BY ACTUAL EARNED PREMIUMS**

WEST VIRGINIA

Rank	Company Code	Group Code	Company Name	State of Domicile	NBR of New Lives Insured	NBR of Lives In Force Year End	Earned Premiums	Incurred Claims	Market Share Percentage	Cummulative Market Share
1	62626	306	CMFG Life Ins Co	IA	0	14	30,950	1,224	52.14	52.14
2	70025	4011	Genworth Life Ins Co	DE	3	3,707	7,186	13,334	12.11	64.25
3	69000	860	Northwestern Long Term Care Ins Co	WI	35	1,630	4,971	1,362	8.38	72.63
4	65978	241	Metropolitan Life Ins Co	NY	0	1,549	2,581	1,812	4.35	76.98
5	65838	904	John Hancock Life Ins Co USA	MI	0	1,243	2,038	3,051	3.43	80.41
6	61263	233	Bankers Life & Cas Co	IL	4	853	1,470	2,418	2.48	82.89
7	71412	261	Mutual Of Omaha Ins Co	NE	26	567	1,329	992	2.24	85.12
8	65005	4	RiverSource Life Ins Co	MN	0	448	951	2,030	1.60	86.73
9	66915	826	New York Life Ins Co	NY	7	388	874	648	1.47	88.20
10	25178	176	State Farm Mut Auto Ins Co	IL	0	431	869	776	1.46	89.66
			** STATE TOTAL **		105	15,580	59,354	36,407	100.00	100.00

CAUTION: The information contained on this page is unaudited and not a complete analysis nor is it an expression of opinion on any insurer. This page may contain inadvertent errors.

**2022 LONG-TERM CARE INSURANCE EXPERIENCE REPORTING FORM 5
STAND - ALONE LTC MARKET SHARE - TOP TEN COMPANIES
BY ACTUAL EARNED PREMIUMS**

WISCONSIN

Rank	Company Code	Group Code	Company Name	State of Domicile	NBR of New Lives Insured	NBR of Lives In Force Year End	Earned Premiums	Incurred Claims	Market Share Percentage	Cummulative Market Share
1	62626	306	CMFG Life Ins Co	IA	0	561	467,078	1,140,981	63.87	63.87
2	69000	860	Northwestern Long Term Care Ins Co	WI	310	15,454	48,912	10,583	6.69	70.56
3	70025	4011	Genworth Life Ins Co	DE	10	18,639	47,626	47,096	6.51	77.08
4	65838	904	John Hancock Life Ins Co USA	MI	0	15,064	34,594	42,713	4.73	81.81
5	56014	0	Thrivent Financial For Lutherans	WI	325	10,096	20,076	34,898	2.75	84.55
6	86231	468	Transamerica Life Ins Co	IA	8	7,781	18,620	29,741	2.55	87.10
7	71412	261	Mutual Of Omaha Ins Co	NE	187	4,355	9,989	2,189	1.37	88.46
8	62235	565	Unum Life Ins Co Of Amer	ME	672	12,729	9,412	9,594	1.29	89.75
9	61263	233	Bankers Life & Cas Co	IL	261	4,552	9,164	15,808	1.25	91.00
10	65978	241	Metropolitan Life Ins Co	NY	0	4,352	7,381	8,241	1.01	92.01
			** STATE TOTAL **		1,880	137,349	731,252	1,464,671	100.00	100.00

CAUTION: The information contained on this page is unaudited and not a complete analysis nor is it an expression of opinion on any insurer. This page may contain inadvertent errors.

**2022 LONG-TERM CARE INSURANCE EXPERIENCE REPORTING FORM 5
STAND - ALONE LTC MARKET SHARE - TOP TEN COMPANIES
BY ACTUAL EARNED PREMIUMS**

WYOMING

Rank	Company Code	Group Code	Company Name	State of Domicile	NBR of New Lives Insured	NBR of Lives In Force Year End	Earned Premiums	Incurred Claims	Market Share Percentage	Cummulative Market Share
1	62626	306	CMFG Life Ins Co	IA	0	12	35,095	199	63.98	63.98
2	70025	4011	Genworth Life Ins Co	DE	5	2,544	5,126	5,104	9.35	73.33
3	65838	904	John Hancock Life Ins Co USA	MI	0	787	1,604	2,643	2.92	76.25
4	66915	826	New York Life Ins Co	NY	6	611	1,445	661	2.63	78.88
5	71412	261	Mutual Of Omaha Ins Co	NE	17	503	1,283	600	2.34	81.22
6	69000	860	Northwestern Long Term Care Ins Co	WI	4	385	1,175	2	2.14	83.37
7	56014	0	Thrivent Financial For Lutherans	WI	15	520	965	1,212	1.76	85.13
8	25178	176	State Farm Mut Auto Ins Co	IL	0	380	954	471	1.74	86.86
9	65978	241	Metropolitan Life Ins Co	NY	0	537	951	1,111	1.73	88.60
10	86231	468	Transamerica Life Ins Co	IA	0	336	780	808	1.42	90.02
			** STATE TOTAL **		103	9,790	54,852	17,970	100.00	100.00

CAUTION: The information contained on this page is unaudited and not a complete analysis nor is it an expression of opinion on any insurer. This page may contain inadvertent errors.

**2022 LONG-TERM CARE INSURANCE EXPERIENCE REPORTING FORM 5
STAND - ALONE LTC MARKET SHARE - TOP TEN COMPANIES
BY ACTUAL EARNED PREMIUMS**

PUERTO RICO

Rank	Company Code	Group Code	Company Name	State of Domicile	NBR of New Lives Insured	NBR of Lives In Force Year End	Earned Premiums	Incurred Claims	Market Share Percentage	Cummulative Market Share
1	65935	435	Massachusetts Mut Life Ins Co	MA	0	592	1,322	297	72.44	72.44
2	65838	904	John Hancock Life Ins Co USA	MI	0	208	166	56	9.10	81.53
3	58033	0	Knights Of Columbus	CT	5	108	80	28	4.38	85.92
4	60380	370	American Family Life Assur Co of Col	NE	0	68	79	156	4.33	90.25
5	20443	218	Continental Cas Co	IL	0	131	67	0	3.67	93.92
6	87726	4932	Brighthouse Life Ins Co	DE	0	17	66	0	3.62	97.53
7	65978	241	Metropolitan Life Ins Co	NY	0	94	42	0	2.30	99.84
8	70025	4011	Genworth Life Ins Co	DE	0	6	2	0	0.11	99.95
9	65919	4750	Primerica Life Ins Co	TN	0	2	1	0	0.05	100.00
			** STATE TOTAL **		5	1,226	1,825	537	100.00	100.00

CAUTION: The information contained on this page is unaudited and not a complete analysis nor is it an expression of opinion on any insurer. This page may contain inadvertent errors.

**2022 LONG-TERM CARE INSURANCE EXPERIENCE REPORTING FORM 5
STAND - ALONE LTC MARKET SHARE - TOP TEN COMPANIES
BY ACTUAL EARNED PREMIUMS**

U.S. VIRGIN ISLANDS

Rank	Company Code	Group Code	Company Name	State of Domicile	NBR of New Lives Insured	NBR of Lives In Force Year End	Earned Premiums	Incurred Claims	Market Share Percentage	Cummulative Market Share
1	65978	241	Metropolitan Life Ins Co	NY	0	35	65	345	58.04	58.04
2	20443	218	Continental Cas Co	IL	0	27	28	(41)	25.00	83.04
3	87726	4932	Brighthouse Life Ins Co	DE	0	4	12	0	10.71	93.75
4	65838	904	John Hancock Life Ins Co USA	MI	0	2	3	1	2.68	96.43
5	60380	370	American Family Life Assur Co of Col	NE	0	3	2	2	1.79	98.21
5	70025	4011	Genworth Life Ins Co	DE	0	1	2	0	1.79	100.00
			** STATE TOTAL **		0	72	112	307	100.00	100.00

CAUTION: The information contained on this page is unaudited and not a complete analysis nor is it an expression of opinion on any insurer. This page may contain inadvertent errors.

2022 Long-Term Care Insurance Experience Reporting - Form 5
EXTENDED BENEFITS POLICIES - DIRECT STATE REPORTING (\$000 OMITTED)
By State and U. S. Territory Totals

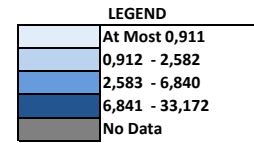
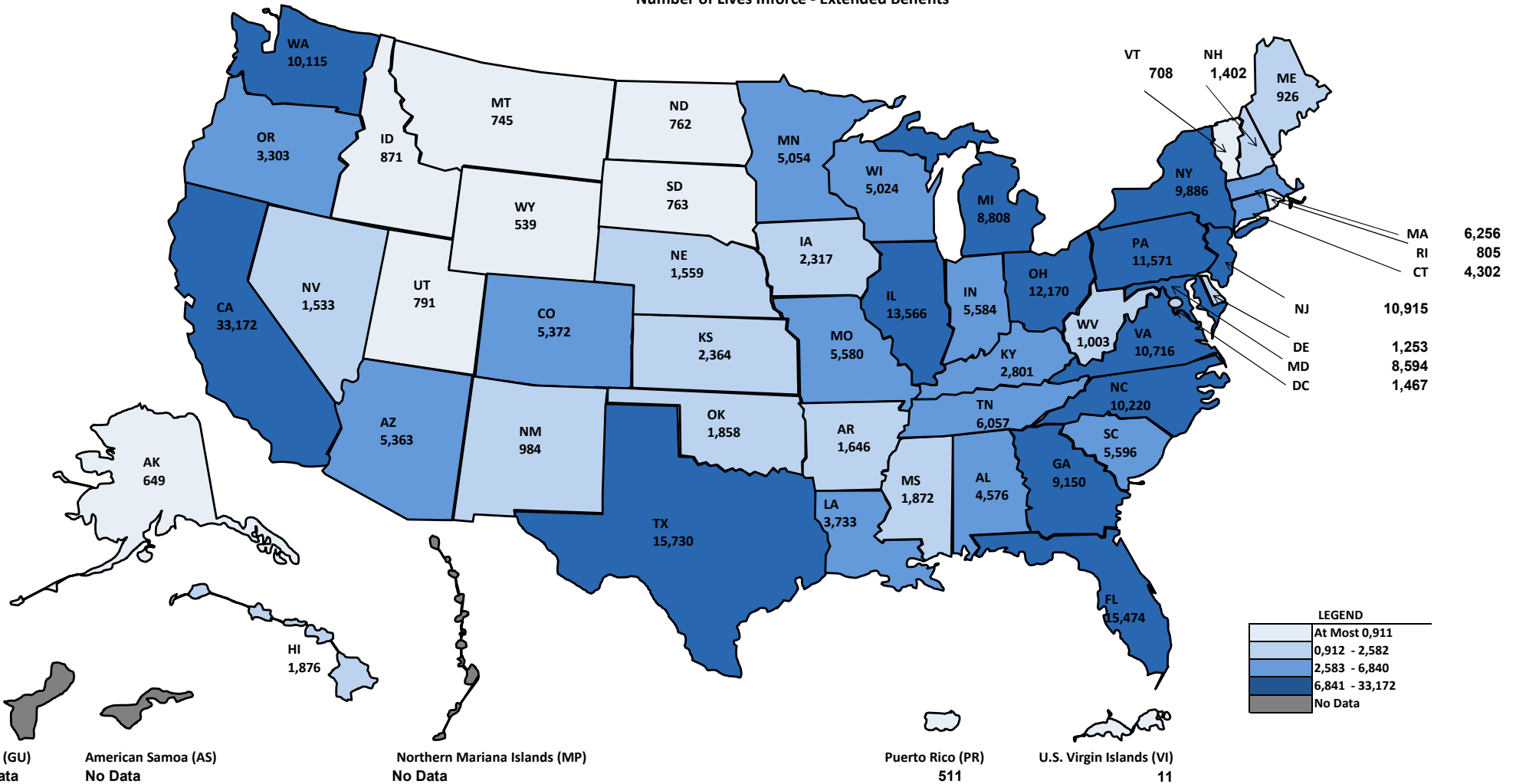
State Name	Earned Premium	Lives In Force Count End of Year	State Name	Earned Premium	Lives In Force Count End of Year
Alaska	2,806,433	649	Alabama	5,325,686	4,576
Arkansas	2,233,181	1,646	American Samoa	0	0
Arizona	13,952,018	5,363	California	92,855,159	33,172
Colorado	18,531,936	5,372	Connecticut	17,378,650	4,302
District Of Columbia	2,870,005	1,467	Delaware	3,263,170	1,253
Florida	48,282,711	15,474	Georgia	17,196,038	9,150
Guam	0	0	Hawaii	4,251,350	1,876
Iowa	5,163,292	2,317	Idaho	3,105,901	871
Illinois	37,449,757	13,566	Indiana	11,822,614	5,584
Kansas	4,641,947	2,364	Kentucky	6,889,183	2,801
Louisiana	6,912,375	3,733	Massachusetts	26,700,758	6,256
Maryland	22,460,428	8,594	Maine	2,768,700	926
Michigan	18,812,799	8,808	Minnesota	13,512,879	5,054
Missouri	12,360,808	5,580	Northern Mariana Islands	0	0
Mississippi	1,858,280	1,872	Montana	2,203,752	745
North Carolina	30,141,938	10,220	North Dakota	2,262,757	762
Nebraska	3,372,394	1,559	New Hampshire	5,177,421	1,402
New Jersey	35,928,735	10,915	New Mexico	3,070,870	984
Nevada	4,022,424	1,533	New York	9,869,065	9,886
Ohio	24,094,297	12,170	Oklahoma	3,413,564	1,858
Oregon	9,269,668	3,303	Pennsylvania	38,797,516	11,571
Puerto Rico	445,946	511	Rhode Island	2,873,014	805
South Carolina	11,389,984	5,596	South Dakota	2,035,559	763
Tennessee	12,755,148	6,057	Texas	49,076,228	15,730
Utah	2,258,009	791	Virginia	28,812,554	10,716
U.S. Virgin Islands	29,349	11	Vermont	2,538,433	708
Washington	34,869,489	10,115	Wisconsin	10,989,894	5,024
West Virginia	1,443,701	1,003	Wyoming	2,119,541	539
Total All States & Terr.	736,667,308	277,903			

National Association of Insurance Commissioners

2022 Long-Term Care Insurance Experience Reporting - Form 5

By State and U.S. Territory Totals

Number of Lives Inforce - Extended Benefits



Minimum	1st Quartile	2nd Quartile	3rd Quartile	Maximum
11	912	2,583	6,841	33,172

**2022 LONG-TERM CARE INSURANCE EXPERIENCE REPORTING FORM 5
EXTENDED BENEFITS POLICIES - MARKET SHARE - TOP TEN COMPANIES
BY ACTUAL EARNED PREMIUMS**

ALABAMA

Rank	Company Code	Group Code	Company Name	State of Domicile	NBR of New Lives Insured	NBR of Lives In Force Year End	Earned Premiums	Incurred Claims	Market Share Percentage	Cummulative Market Share
1	65676	20	Lincoln Natl Life Ins Co	IN	59	1,766	4,448,414	507,732	83.53	83.53
2	91596	826	New York Life Ins & Ann Corp	DE	19	19	789,150	11,893	14.82	98.35
3	67652	20	First Penn Pacific Life Ins Co	IN	9	93	85,629	170,389	1.61	99.95
4	65935	435	Massachusetts Mut Life Ins Co	MA	9	70	2,288	0	0.04	100.00
5	68195	565	Provident Life & Accident Ins Co	TN	388	2,366	60	0	0.00	100.00
6	87726	4932	Brighthouse Life Ins Co	DE	14	51	54	0	0.00	100.00
7	65005	4	RiverSource Life Ins Co	MN	0	44	48	0	0.00	100.00
8	69868	261	United Of Omaha Life Ins Co	NE	0	11	15	0	0.00	100.00
9	65838	904	John Hancock Life Ins Co USA	MI	0	52	14	0	0.00	100.00
9	64238	4925	Guaranty Income Life Ins Co	IA	1	11	14	0	0.00	100.00
			** STATE TOTAL **		499	4,576	5,325,686	690,016	100.00	100.00

CAUTION: The information contained on this page is unaudited and not a complete analysis nor is it an expression of opinion on any insurer. This page may contain inadvertent errors.

**2022 LONG-TERM CARE INSURANCE EXPERIENCE REPORTING FORM 5
EXTENDED BENEFITS POLICIES - MARKET SHARE - TOP TEN COMPANIES
BY ACTUAL EARNED PREMIUMS**

ALASKA

Rank	Company Code	Group Code	Company Name	State of Domicile	NBR of New Lives Insured	NBR of Lives In Force Year End	Earned Premiums	Incurred Claims	Market Share Percentage	Cummulative Market Share
1	65676	20	Lincoln Natl Life Ins Co	IN	28	580	2,357,502	8,128	84.00	84.00
2	91596	826	New York Life Ins & Ann Corp	DE	6	6	448,231	72,021	15.97	99.98
3	67652	20	First Penn Pacific Life Ins Co	IN	0	1	478	0	0.02	99.99
4	65935	435	Massachusetts Mut Life Ins Co	MA	1	6	220	0	0.01	100.00
5	87726	4932	Brighthouse Life Ins Co	DE	2	2	1	0	0.00	100.00
5	68195	565	Provident Life & Accident Ins Co	TN	6	25	1	0	0.00	100.00
7	70025	4011	Genworth Life Ins Co	DE	0	29	0	74	0.00	100.00
			** STATE TOTAL**		43	649	2,806,433	80,223	100.00	100.00

CAUTION: The information contained on this page is unaudited and not a complete analysis nor is it an expression of opinion on any insurer. This page may contain inadvertent errors.

**2022 LONG-TERM CARE INSURANCE EXPERIENCE REPORTING FORM 5
EXTENDED BENEFITS POLICIES - MARKET SHARE - TOP TEN COMPANIES
BY ACTUAL EARNED PREMIUMS**

ARIZONA

Rank	Company Code	Group Code	Company Name	State of Domicile	NBR of New Lives Insured	NBR of Lives In Force Year End	Earned Premiums	Incurred Claims	Market Share Percentage	Cummulative Market Share
1	65676	20	Lincoln Natl Life Ins Co	IN	177	4,127	11,675,343	877,172	83.68	83.68
2	91596	826	New York Life Ins & Ann Corp	DE	46	46	2,150,716	31,367	15.42	99.10
3	67652	20	First Penn Pacific Life Ins Co	IN	11	132	110,223	102,458	0.79	99.89
4	56014	0	Thrivent Financial For Lutherans	WI	1	1	14,039	0	0.10	99.99
5	65935	435	Massachusetts Mut Life Ins Co	MA	6	224	1,425	0	0.01	100.00
6	87726	4932	Brighthouse Life Ins Co	DE	16	67	75	0	0.00	100.00
7	64238	4925	Guaranty Income Life Ins Co	IA	1	29	49	18	0.00	100.00
7	65838	904	John Hancock Life Ins Co USA	MI	0	144	49	67	0.00	100.00
9	69868	261	United Of Omaha Life Ins Co	NE	0	31	40	0	0.00	100.00
10	65005	4	RiverSource Life Ins Co	MN	2	26	39	0	0.00	100.00
			** STATE TOTAL **		364	5,363	13,952,018	1,011,087	100.00	100.00

CAUTION: The information contained on this page is unaudited and not a complete analysis nor is it an expression of opinion on any insurer. This page may contain inadvertent errors.

**2022 LONG-TERM CARE INSURANCE EXPERIENCE REPORTING FORM 5
EXTENDED BENEFITS POLICIES - MARKET SHARE - TOP TEN COMPANIES
BY ACTUAL EARNED PREMIUMS**

ARKANSAS

Rank	Company Code	Group Code	Company Name	State of Domicile	NBR of New Lives Insured	NBR of Lives In Force Year End	Earned Premiums	Incurred Claims	Market Share Percentage	Cummulative Market Share
1	65676	20	Lincoln Natl Life Ins Co	IN	30	836	1,935,672	239,651	86.68	86.68
2	91596	826	New York Life Ins & Ann Corp	DE	6	6	274,438	22,236	12.29	98.97
3	67652	20	First Penn Pacific Life Ins Co	IN	3	44	20,719	60,766	0.93	99.89
4	56014	0	Thrivent Financial For Lutherans	WI	1	1	1,299	0	0.06	99.95
5	65935	435	Massachusetts Mut Life Ins Co	MA	3	23	833	0	0.04	99.99
6	65838	904	John Hancock Life Ins Co USA	MI	0	49	100	0	0.00	99.99
7	87726	4932	BrightHouse Life Ins Co	DE	9	44	50	0	0.00	100.00
8	65005	4	RiverSource Life Ins Co	MN	1	37	35	0	0.00	100.00
9	68195	565	Provident Life & Accident Ins Co	TN	33	521	13	0	0.00	100.00
10	64238	4925	Guaranty Income Life Ins Co	IA	0	9	11	0	0.00	100.00
10	69868	261	United Of Omaha Life Ins Co	NE	0	13	11	0	0.00	100.00
			** STATE TOTAL **		86	1,646	2,233,181	322,810	100.00	100.00

CAUTION: The information contained on this page is unaudited and not a complete analysis nor is it an expression of opinion on any insurer. This page may contain inadvertent errors.

**2022 LONG-TERM CARE INSURANCE EXPERIENCE REPORTING FORM 5
EXTENDED BENEFITS POLICIES - MARKET SHARE - TOP TEN COMPANIES
BY ACTUAL EARNED PREMIUMS**

CALIFORNIA

Rank	Company Code	Group Code	Company Name	State of Domicile	NBR of New Lives Insured	NBR of Lives In Force Year End	Earned Premiums	Incurred Claims	Market Share Percentage	Cummulative Market Share
1	65676	20	Lincoln Natl Life Ins Co	IN	891	27,673	68,870,776	7,785,531	74.17	74.17
2	91596	826	New York Life Ins & Ann Corp	DE	650	642	22,564,921	686,820	24.30	98.47
3	67652	20	First Penn Pacific Life Ins Co	IN	108	1,624	1,417,678	2,222,644	1.53	100.00
4	65838	904	John Hancock Life Ins Co USA	MI	0	1,255	1,186	142	0.00	100.00
5	65935	435	Massachusetts Mut Life Ins Co	MA	43	422	347	0	0.00	100.00
6	64238	4925	Guaranty Income Life Ins Co	IA	6	176	225	55	0.00	100.00
7	66680	634	National Life Ins Co	VT	0	47	19	0	0.00	100.00
8	69868	261	United Of Omaha Life Ins Co	NE	0	7	7	0	0.00	100.00
9	70025	4011	Genworth Life Ins Co	DE	0	1,321	0	1,686	0.00	100.00
9	61263	233	Bankers Life & Cas Co	IL	0	5	0	0	0.00	100.00
9	71714	429	Berkshire Life Ins Co of Amer	MA	0	0	0	34	0.00	100.00
			** STATE TOTAL **		1,698	33,172	92,855,159	10,696,912	100.00	100.00

CAUTION: The information contained on this page is unaudited and not a complete analysis nor is it an expression of opinion on any insurer. This page may contain inadvertent errors.

**2022 LONG-TERM CARE INSURANCE EXPERIENCE REPORTING FORM 5
EXTENDED BENEFITS POLICIES - MARKET SHARE - TOP TEN COMPANIES
BY ACTUAL EARNED PREMIUMS**

COLORADO

Rank	Company Code	Group Code	Company Name	State of Domicile	NBR of New Lives Insured	NBR of Lives In Force Year End	Earned Premiums	Incurred Claims	Market Share Percentage	Cummulative Market Share
1	65676	20	Lincoln Natl Life Ins Co	IN	221	4,196	14,249,999	1,050,554	76.89	76.89
2	91596	826	New York Life Ins & Ann Corp	DE	78	78	4,142,007	44,738	22.35	99.24
3	67652	20	First Penn Pacific Life Ins Co	IN	12	142	119,927	157,622	0.65	99.89
4	56014	0	Thrivent Financial For Lutherans	WI	1	1	18,844	0	0.10	99.99
5	65935	435	Massachusetts Mut Life Ins Co	MA	15	142	700	0	0.00	100.00
6	67091	860	Northwestern Mut Life Ins Co	WI	13	13	191	0	0.00	100.00
7	64238	4925	Guaranty Income Life Ins Co	IA	2	79	83	64	0.00	100.00
8	87726	4932	BrightHouse Life Ins Co	DE	17	62	72	0	0.00	100.00
9	65005	4	RiverSource Life Ins Co	MN	0	34	44	0	0.00	100.00
10	69868	261	United Of Omaha Life Ins Co	NE	0	36	36	0	0.00	100.00
			** STATE TOTAL **		443	5,372	18,531,936	1,252,983	100.00	100.00

CAUTION: The information contained on this page is unaudited and not a complete analysis nor is it an expression of opinion on any insurer. This page may contain inadvertent errors.

**2022 LONG-TERM CARE INSURANCE EXPERIENCE REPORTING FORM 5
EXTENDED BENEFITS POLICIES - MARKET SHARE - TOP TEN COMPANIES
BY ACTUAL EARNED PREMIUMS**

CONNECTICUT

Rank	Company Code	Group Code	Company Name	State of Domicile	NBR of New Lives Insured	NBR of Lives In Force Year End	Earned Premiums	Incurred Claims	Market Share Percentage	Cummulative Market Share
1	65676	20	Lincoln Natl Life Ins Co	IN	164	3,657	13,889,633	595,673	79.92	79.92
2	91596	826	New York Life Ins & Ann Corp	DE	84	82	3,473,704	0	19.99	99.91
3	67652	20	First Penn Pacific Life Ins Co	IN	0	12	13,436	0	0.08	99.99
4	65935	435	Massachusetts Mut Life Ins Co	MA	19	266	1,656	0	0.01	100.00
5	67091	860	Northwestern Mut Life Ins Co	WI	2	2	115	0	0.00	100.00
6	87726	4932	Brighthouse Life Ins Co	DE	15	68	72	0	0.00	100.00
7	65005	4	RiverSource Life Ins Co	MN	0	25	30	0	0.00	100.00
8	69868	261	United Of Omaha Life Ins Co	NE	0	2	2	0	0.00	100.00
8	65838	904	John Hancock Life Ins Co USA	MI	0	25	2	0	0.00	100.00
10	70025	4011	Genworth Life Ins Co	DE	0	163	0	3	0.00	100.00
10	71714	429	Berkshire Life Ins Co of Amer	MA	0	0	0	4	0.00	100.00
			** STATE TOTAL **		284	4,302	17,378,650	595,680	100.00	100.00

CAUTION: The information contained on this page is unaudited and not a complete analysis nor is it an expression of opinion on any insurer. This page may contain inadvertent errors.

**2022 LONG-TERM CARE INSURANCE EXPERIENCE REPORTING FORM 5
EXTENDED BENEFITS POLICIES - MARKET SHARE - TOP TEN COMPANIES
BY ACTUAL EARNED PREMIUMS**

DELAWARE

Rank	Company Code	Group Code	Company Name	State of Domicile	NBR of New Lives Insured	NBR of Lives In Force Year End	Earned Premiums	Incurred Claims	Market Share Percentage	Cummulative Market Share
1	65676	20	Lincoln Natl Life Ins Co	IN	46	946	2,908,711	29,957	89.14	89.14
2	91596	826	New York Life Ins & Ann Corp	DE	4	4	346,406	0	10.62	99.75
3	67652	20	First Penn Pacific Life Ins Co	IN	1	8	7,629	0	0.23	99.99
4	65935	435	Massachusetts Mut Life Ins Co	MA	10	39	351	0	0.01	100.00
5	65005	4	RiverSource Life Ins Co	MN	0	21	27	0	0.00	100.00
6	87726	4932	Brighthouse Life Ins Co	DE	3	11	14	0	0.00	100.00
7	65838	904	John Hancock Life Ins Co USA	MI	0	8	11	0	0.00	100.00
8	68195	565	Provident Life & Accident Ins Co	TN	55	187	8	0	0.00	100.00
9	67091	860	Northwestern Mut Life Ins Co	WI	1	1	7	0	0.00	100.00
10	69868	261	United Of Omaha Life Ins Co	NE	0	7	6	0	0.00	100.00
			** STATE TOTAL **		120	1,253	3,263,170	29,957	100.00	100.00

CAUTION: The information contained on this page is unaudited and not a complete analysis nor is it an expression of opinion on any insurer. This page may contain inadvertent errors.

**2022 LONG-TERM CARE INSURANCE EXPERIENCE REPORTING FORM 5
EXTENDED BENEFITS POLICIES - MARKET SHARE - TOP TEN COMPANIES
BY ACTUAL EARNED PREMIUMS**

DISTRICT OF COLUMBIA

Rank	Company Code	Group Code	Company Name	State of Domicile	NBR of New Lives Insured	NBR of Lives In Force Year End	Earned Premiums	Incurred Claims	Market Share Percentage	Cummulative Market Share
1	65676	20	Lincoln Natl Life Ins Co	IN	22	610	2,509,216	38,719	87.43	87.43
2	91596	826	New York Life Ins & Ann Corp	DE	12	12	358,010	0	12.47	99.90
3	67652	20	First Penn Pacific Life Ins Co	IN	0	3	2,372	0	0.08	99.99
4	65935	435	Massachusetts Mut Life Ins Co	MA	1	12	350	0	0.01	100.00
5	68195	565	Provident Life & Accident Ins Co	TN	4	805	43	0	0.00	100.00
6	65838	904	John Hancock Life Ins Co USA	MI	0	4	6	0	0.00	100.00
7	65005	4	RiverSource Life Ins Co	MN	0	3	4	0	0.00	100.00
7	87726	4932	Brighthouse Life Ins Co	DE	0	6	4	0	0.00	100.00
9	70025	4011	Genworth Life Ins Co	DE	0	12	0	0	0.00	100.00
			** STATE TOTAL **		39	1,467	2,870,005	38,719	100.00	100.00

CAUTION: The information contained on this page is unaudited and not a complete analysis nor is it an expression of opinion on any insurer. This page may contain inadvertent errors.

**2022 LONG-TERM CARE INSURANCE EXPERIENCE REPORTING FORM 5
EXTENDED BENEFITS POLICIES - MARKET SHARE - TOP TEN COMPANIES
BY ACTUAL EARNED PREMIUMS**

FLORIDA

Rank	Company Code	Group Code	Company Name	State of Domicile	NBR of New Lives Insured	NBR of Lives In Force Year End	Earned Premiums	Incurred Claims	Market Share Percentage	Cummulative Market Share
1	65676	20	Lincoln Natl Life Ins Co	IN	457	12,753	39,948,301	3,115,115	82.74	82.74
2	91596	826	New York Life Ins & Ann Corp	DE	169	166	7,575,054	255,464	15.69	98.43
3	67652	20	First Penn Pacific Life Ins Co	IN	46	792	754,182	918,521	1.56	99.99
4	65935	435	Massachusetts Mut Life Ins Co	MA	42	511	3,923	0	0.01	100.00
5	87726	4932	Brighthouse Life Ins Co	DE	94	372	458	0	0.00	100.00
6	65005	4	RiverSource Life Ins Co	MN	1	217	291	0	0.00	100.00
7	67091	860	Northwestern Mut Life Ins Co	WI	12	12	260	0	0.00	100.00
8	64238	4925	Guaranty Income Life Ins Co	IA	6	162	211	73	0.00	100.00
9	69868	261	United Of Omaha Life Ins Co	NE	0	18	20	0	0.00	100.00
10	66680	634	National Life Ins Co	VT	0	15	11	0	0.00	100.00
			** STATE TOTAL **		827	15,474	48,282,711	4,289,618	100.00	100.00

CAUTION: The information contained on this page is unaudited and not a complete analysis nor is it an expression of opinion on any insurer. This page may contain inadvertent errors.

**2022 LONG-TERM CARE INSURANCE EXPERIENCE REPORTING FORM 5
EXTENDED BENEFITS POLICIES - MARKET SHARE - TOP TEN COMPANIES
BY ACTUAL EARNED PREMIUMS**

GEORGIA

Rank	Company Code	Group Code	Company Name	State of Domicile	NBR of New Lives Insured	NBR of Lives In Force Year End	Earned Premiums	Incurred Claims	Market Share Percentage	Cummulative Market Share
1	65676	20	Lincoln Natl Life Ins Co	IN	206	4,892	14,589,566	631,704	84.84	84.84
2	91596	826	New York Life Ins & Ann Corp	DE	60	60	2,542,443	39,450	14.79	99.63
3	67652	20	First Penn Pacific Life Ins Co	IN	9	83	60,788	41,047	0.35	99.98
4	65935	435	Massachusetts Mut Life Ins Co	MA	17	182	2,598	0	0.02	100.00
5	87726	4932	Brighthouse Life Ins Co	DE	30	109	128	0	0.00	100.00
6	65005	4	RiverSource Life Ins Co	MN	0	101	127	0	0.00	100.00
7	67091	860	Northwestern Mut Life Ins Co	WI	9	9	123	0	0.00	100.00
8	68195	565	Provident Life & Accident Ins Co	TN	408	3,303	94	0	0.00	100.00
9	65838	904	John Hancock Life Ins Co USA	MI	0	131	79	77	0.00	100.00
10	64238	4925	Guaranty Income Life Ins Co	IA	1	41	51	0	0.00	100.00
			** STATE TOTAL **		740	9,150	17,196,038	712,306	100.00	100.00

CAUTION: The information contained on this page is unaudited and not a complete analysis nor is it an expression of opinion on any insurer. This page may contain inadvertent errors.

**2022 LONG-TERM CARE INSURANCE EXPERIENCE REPORTING FORM 5
EXTENDED BENEFITS POLICIES - MARKET SHARE - TOP TEN COMPANIES
BY ACTUAL EARNED PREMIUMS**

HAWAII

Rank	Company Code	Group Code	Company Name	State of Domicile	NBR of New Lives Insured	NBR of Lives In Force Year End	Earned Premiums	Incurred Claims	Market Share Percentage	Cummulative Market Share
1	65676	20	Lincoln Natl Life Ins Co	IN	97	1,398	3,508,939	295,511	82.54	82.54
2	91596	826	New York Life Ins & Ann Corp	DE	16	16	526,768	33,054	12.39	94.93
3	67652	20	First Penn Pacific Life Ins Co	IN	9	183	214,952	159,303	5.06	99.98
4	65838	904	John Hancock Life Ins Co USA	MI	0	149	357	0	0.01	99.99
5	65935	435	Massachusetts Mut Life Ins Co	MA	6	53	300	0	0.01	100.00
6	65005	4	RiverSource Life Ins Co	MN	0	11	18	0	0.00	100.00
7	87726	4932	BrightHouse Life Ins Co	DE	4	11	16	0	0.00	100.00
8	70025	4011	Genworth Life Ins Co	DE	0	55	0	0	0.00	100.00
8	71714	429	Berkshire Life Ins Co of Amer	MA	0	0	0	2	0.00	100.00
			** STATE TOTAL **		132	1,876	4,251,350	487,870	100.00	100.00

CAUTION: The information contained on this page is unaudited and not a complete analysis nor is it an expression of opinion on any insurer. This page may contain inadvertent errors.

**2022 LONG-TERM CARE INSURANCE EXPERIENCE REPORTING FORM 5
EXTENDED BENEFITS POLICIES - MARKET SHARE - TOP TEN COMPANIES
BY ACTUAL EARNED PREMIUMS**

IDAHO

Rank	Company Code	Group Code	Company Name	State of Domicile	NBR of New Lives Insured	NBR of Lives In Force Year End	Earned Premiums	Incurred Claims	Market Share Percentage	Cummulative Market Share
1	65676	20	Lincoln Natl Life Ins Co	IN	30	689	2,082,615	202,678	67.05	67.05
2	91596	826	New York Life Ins & Ann Corp	DE	18	18	1,010,285	0	32.53	99.58
3	67652	20	First Penn Pacific Life Ins Co	IN	2	13	12,749	0	0.41	99.99
4	65935	435	Massachusetts Mut Life Ins Co	MA	2	20	134	0	0.00	100.00
5	67091	860	Northwestern Mut Life Ins Co	WI	1	1	98	0	0.00	100.00
6	69868	261	United Of Omaha Life Ins Co	NE	0	7	7	0	0.00	100.00
6	87726	4932	BrightHouse Life Ins Co	DE	3	7	7	0	0.00	100.00
8	64238	4925	Guaranty Income Life Ins Co	IA	0	0	2	0	0.00	100.00
8	65838	904	John Hancock Life Ins Co USA	MI	0	44	2	0	0.00	100.00
10	68195	565	Provident Life & Accident Ins Co	TN	11	37	1	0	0.00	100.00
10	65005	4	RiverSource Life Ins Co	MN	0	2	1	0	0.00	100.00
			** STATE TOTAL **		67	871	3,105,901	202,678	100.00	100.00

CAUTION: The information contained on this page is unaudited and not a complete analysis nor is it an expression of opinion on any insurer. This page may contain inadvertent errors.

**2022 LONG-TERM CARE INSURANCE EXPERIENCE REPORTING FORM 5
EXTENDED BENEFITS POLICIES - MARKET SHARE - TOP TEN COMPANIES
BY ACTUAL EARNED PREMIUMS**

ILLINOIS

Rank	Company Code	Group Code	Company Name	State of Domicile	NBR of New Lives Insured	NBR of Lives In Force Year End	Earned Premiums	Incurred Claims	Market Share Percentage	Cummulative Market Share
1	65676	20	Lincoln Natl Life Ins Co	IN	388	10,094	33,277,377	1,591,923	88.86	88.86
2	91596	826	New York Life Ins & Ann Corp	DE	81	81	3,847,882	67,305	10.27	99.13
3	67652	20	First Penn Pacific Life Ins Co	IN	14	310	254,950	346,238	0.68	99.81
4	56014	0	Thrivent Financial For Lutherans	WI	7	7	64,072	0	0.17	99.99
5	65935	435	Massachusetts Mut Life Ins Co	MA	24	298	3,750	0	0.01	100.00
6	67091	860	Northwestern Mut Life Ins Co	WI	22	22	768	0	0.00	100.00
7	87726	4932	Brighthouse Life Ins Co	DE	56	213	243	0	0.00	100.00
8	65838	904	John Hancock Life Ins Co USA	MI	0	513	236	186	0.00	100.00
9	65005	4	RiverSource Life Ins Co	MN	4	143	162	57	0.00	100.00
10	69868	261	United Of Omaha Life Ins Co	NE	0	121	141	0	0.00	100.00
			** STATE TOTAL **		874	13,566	37,449,757	2,006,872	100.00	100.00

CAUTION: The information contained on this page is unaudited and not a complete analysis nor is it an expression of opinion on any insurer. This page may contain inadvertent errors.

**2022 LONG-TERM CARE INSURANCE EXPERIENCE REPORTING FORM 5
EXTENDED BENEFITS POLICIES - MARKET SHARE - TOP TEN COMPANIES
BY ACTUAL EARNED PREMIUMS**

INDIANA

Rank	Company Code	Group Code	Company Name	State of Domicile	NBR of New Lives Insured	NBR of Lives In Force Year End	Earned Premiums	Incurred Claims	Market Share Percentage	Cummulative Market Share
1	65676	20	Lincoln Natl Life Ins Co	IN	161	3,752	11,079,088	654,951	93.71	93.71
2	91596	826	New York Life Ins & Ann Corp	DE	17	17	612,311	1,350	5.18	98.89
3	67652	20	First Penn Pacific Life Ins Co	IN	13	155	127,755	58,918	1.08	99.97
4	56014	0	Thrivent Financial For Lutherans	WI	2	2	2,763	0	0.02	99.99
5	65935	435	Massachusetts Mut Life Ins Co	MA	7	101	274	0	0.00	100.00
6	67091	860	Northwestern Mut Life Ins Co	WI	8	8	115	0	0.00	100.00
7	64238	4925	Guaranty Income Life Ins Co	IA	2	70	83	0	0.00	100.00
8	65838	904	John Hancock Life Ins Co USA	MI	0	97	64	0	0.00	100.00
9	65005	4	RiverSource Life Ins Co	MN	1	45	54	0	0.00	100.00
10	87726	4932	BrightHouse Life Ins Co	DE	8	37	42	0	0.00	100.00
			** STATE TOTAL **		687	5,584	11,822,614	715,557	100.00	100.00

CAUTION: The information contained on this page is unaudited and not a complete analysis nor is it an expression of opinion on any insurer. This page may contain inadvertent errors.

**2022 LONG-TERM CARE INSURANCE EXPERIENCE REPORTING FORM 5
EXTENDED BENEFITS POLICIES - MARKET SHARE - TOP TEN COMPANIES
BY ACTUAL EARNED PREMIUMS**

IOWA

Rank	Company Code	Group Code	Company Name	State of Domicile	NBR of New Lives Insured	NBR of Lives In Force Year End	Earned Premiums	Incurred Claims	Market Share Percentage	Cummulative Market Share
1	65676	20	Lincoln Natl Life Ins Co	IN	59	1,545	3,802,546	309,322	73.65	73.65
2	91596	826	New York Life Ins & Ann Corp	DE	30	30	1,294,464	134,257	25.07	98.72
3	67652	20	First Penn Pacific Life Ins Co	IN	7	74	48,674	84,123	0.94	99.66
4	56014	0	Thrivent Financial For Lutherans	WI	3	3	17,216	0	0.33	99.99
5	65838	904	John Hancock Life Ins Co USA	MI	0	123	177	0	0.00	100.00
6	64238	4925	Guaranty Income Life Ins Co	IA	7	61	81	0	0.00	100.00
7	69868	261	United Of Omaha Life Ins Co	NE	0	50	51	0	0.00	100.00
8	65005	4	RiverSource Life Ins Co	MN	0	29	36	0	0.00	100.00
9	69132	0	State Mut Ins Co	GA	0	42	21	0	0.00	100.00
10	87726	4932	BrightHouse Life Ins Co	DE	1	21	20	0	0.00	100.00
			** STATE TOTAL **		163	2,317	5,163,292	527,702	100.00	100.00

CAUTION: The information contained on this page is unaudited and not a complete analysis nor is it an expression of opinion on any insurer. This page may contain inadvertent errors.

**2022 LONG-TERM CARE INSURANCE EXPERIENCE REPORTING FORM 5
EXTENDED BENEFITS POLICIES - MARKET SHARE - TOP TEN COMPANIES
BY ACTUAL EARNED PREMIUMS**

KANSAS

Rank	Company Code	Group Code	Company Name	State of Domicile	NBR of New Lives Insured	NBR of Lives In Force Year End	Earned Premiums	Incurred Claims	Market Share Percentage	Cummulative Market Share
1	65676	20	Lincoln Natl Life Ins Co	IN	85	1,692	3,821,431	249,739	82.32	82.32
2	91596	826	New York Life Ins & Ann Corp	DE	18	18	800,266	47,046	17.24	99.56
3	67652	20	First Penn Pacific Life Ins Co	IN	2	24	20,091	93,903	0.43	100.00
4	65005	4	RiverSource Life Ins Co	MN	0	52	56	0	0.00	100.00
5	67091	860	Northwestern Mut Life Ins Co	WI	2	2	49	0	0.00	100.00
6	87726	4932	Brighthouse Life Ins Co	DE	2	17	22	0	0.00	100.00
7	64238	4925	Guaranty Income Life Ins Co	IA	0	12	14	0	0.00	100.00
8	68195	565	Provident Life & Accident Ins Co	TN	232	307	11	0	0.00	100.00
9	65838	904	John Hancock Life Ins Co USA	MI	0	72	4	0	0.00	100.00
10	69868	261	United Of Omaha Life Ins Co	NE	0	4	3	0	0.00	100.00
			** STATE TOTAL **		342	2,364	4,641,947	390,697	100.00	100.00

CAUTION: The information contained on this page is unaudited and not a complete analysis nor is it an expression of opinion on any insurer. This page may contain inadvertent errors.

**2022 LONG-TERM CARE INSURANCE EXPERIENCE REPORTING FORM 5
EXTENDED BENEFITS POLICIES - MARKET SHARE - TOP TEN COMPANIES
BY ACTUAL EARNED PREMIUMS**

KENTUCKY

Rank	Company Code	Group Code	Company Name	State of Domicile	NBR of New Lives Insured	NBR of Lives In Force Year End	Earned Premiums	Incurred Claims	Market Share Percentage	Cummulative Market Share
1	65676	20	Lincoln Natl Life Ins Co	IN	72	2,007	5,843,384	398,423	84.82	84.82
2	91596	826	New York Life Ins & Ann Corp	DE	20	19	995,473	8,052	14.45	99.27
3	67652	20	First Penn Pacific Life Ins Co	IN	2	77	49,828	61,366	0.72	99.99
4	65935	435	Massachusetts Mut Life Ins Co	MA	2	54	325	0	0.00	100.00
5	67091	860	Northwestern Mut Life Ins Co	WI	7	7	62	0	0.00	100.00
6	87726	4932	Brighthouse Life Ins Co	DE	7	33	33	0	0.00	100.00
7	65005	4	RiverSource Life Ins Co	MN	2	28	30	0	0.00	100.00
8	64238	4925	Guaranty Income Life Ins Co	IA	1	19	27	0	0.00	100.00
9	68195	565	Provident Life & Accident Ins Co	TN	101	417	15	0	0.00	100.00
10	69868	261	United Of Omaha Life Ins Co	NE	0	5	5	0	0.00	100.00
			** STATE TOTAL **		214	2,801	6,889,183	467,841	100.00	100.00

CAUTION: The information contained on this page is unaudited and not a complete analysis nor is it an expression of opinion on any insurer. This page may contain inadvertent errors.

**2022 LONG-TERM CARE INSURANCE EXPERIENCE REPORTING FORM 5
EXTENDED BENEFITS POLICIES - MARKET SHARE - TOP TEN COMPANIES
BY ACTUAL EARNED PREMIUMS**

LOUISIANA

Rank	Company Code	Group Code	Company Name	State of Domicile	NBR of New Lives Insured	NBR of Lives In Force Year End	Earned Premiums	Incurred Claims	Market Share Percentage	Cummulative Market Share
1	65676	20	Lincoln Natl Life Ins Co	IN	95	2,193	5,135,046	616,377	74.29	74.29
2	91596	826	New York Life Ins & Ann Corp	DE	35	34	1,701,492	123,278	24.62	98.90
3	67652	20	First Penn Pacific Life Ins Co	IN	4	78	75,625	132,578	1.09	100.00
4	65005	4	RiverSource Life Ins Co	MN	0	58	64	0	0.00	100.00
5	87726	4932	Brighthouse Life Ins Co	DE	11	43	47	0	0.00	100.00
6	68195	565	Provident Life & Accident Ins Co	TN	12	1,094	33	0	0.00	100.00
7	65838	904	John Hancock Life Ins Co USA	MI	0	61	28	0	0.00	100.00
8	64238	4925	Guaranty Income Life Ins Co	IA	1	31	27	18	0.00	100.00
9	69868	261	United Of Omaha Life Ins Co	NE	0	11	8	0	0.00	100.00
10	67091	860	Northwestern Mut Life Ins Co	WI	2	2	5	0	0.00	100.00
			** STATE TOTAL **		163	3,733	6,912,375	872,255	100.00	100.00

CAUTION: The information contained on this page is unaudited and not a complete analysis nor is it an expression of opinion on any insurer. This page may contain inadvertent errors.

**2022 LONG-TERM CARE INSURANCE EXPERIENCE REPORTING FORM 5
EXTENDED BENEFITS POLICIES - MARKET SHARE - TOP TEN COMPANIES
BY ACTUAL EARNED PREMIUMS**

MAINE

Rank	Company Code	Group Code	Company Name	State of Domicile	NBR of New Lives Insured	NBR of Lives In Force Year End	Earned Premiums	Incurred Claims	Market Share Percentage	Cummulative Market Share
1	65676	20	Lincoln Natl Life Ins Co	IN	29	672	2,385,344	147,623	86.15	86.15
2	91596	826	New York Life Ins & Ann Corp	DE	5	5	377,510	35,386	13.63	99.79
3	67652	20	First Penn Pacific Life Ins Co	IN	0	5	5,471	33,293	0.20	99.99
4	65935	435	Massachusetts Mut Life Ins Co	MA	3	64	312	0	0.01	100.00
5	65005	4	RiverSource Life Ins Co	MN	0	24	36	0	0.00	100.00
6	87726	4932	Brighthouse Life Ins Co	DE	11	16	21	0	0.00	100.00
7	69868	261	United Of Omaha Life Ins Co	NE	0	5	4	0	0.00	100.00
8	68195	565	Provident Life & Accident Ins Co	TN	2	81	2	0	0.00	100.00
9	61263	233	Bankers Life & Cas Co	IL	0	1	0	0	0.00	100.00
9	70025	4011	Genworth Life Ins Co	DE	0	44	0	0	0.00	100.00
9	71714	429	Berkshire Life Ins Co of Amer	MA	0	0	0	1	0.00	100.00
9	65838	904	John Hancock Life Ins Co USA	MI	0	9	0	0	0.00	100.00
			** STATE TOTAL **		50	926	2,768,700	216,303	100.00	100.00

CAUTION: The information contained on this page is unaudited and not a complete analysis nor is it an expression of opinion on any insurer. This page may contain inadvertent errors.

**2022 LONG-TERM CARE INSURANCE EXPERIENCE REPORTING FORM 5
EXTENDED BENEFITS POLICIES - MARKET SHARE - TOP TEN COMPANIES
BY ACTUAL EARNED PREMIUMS**

MARYLAND

Rank	Company Code	Group Code	Company Name	State of Domicile	NBR of New Lives Insured	NBR of Lives In Force Year End	Earned Premiums	Incurred Claims	Market Share Percentage	Cummulative Market Share
1	65676	20	Lincoln Natl Life Ins Co	IN	200	6,007	20,460,002	1,017,371	91.09	91.09
2	91596	826	New York Life Ins & Ann Corp	DE	52	52	1,827,097	78,455	8.13	99.23
3	67652	20	First Penn Pacific Life Ins Co	IN	7	268	172,249	111,562	0.77	100.00
4	65935	435	Massachusetts Mut Life Ins Co	MA	11	196	756	0	0.00	100.00
5	67091	860	Northwestern Mut Life Ins Co	WI	4	4	93	0	0.00	100.00
6	87726	4932	Brighthouse Life Ins Co	DE	25	71	86	0	0.00	100.00
7	65005	4	RiverSource Life Ins Co	MN	0	48	71	0	0.00	100.00
8	68195	565	Provident Life & Accident Ins Co	TN	414	1,685	62	0	0.00	100.00
9	64238	4925	Guaranty Income Life Ins Co	IA	0	0	6	0	0.00	100.00
10	65838	904	John Hancock Life Ins Co USA	MI	0	103	3	25	0.00	100.00
10	69868	261	United Of Omaha Life Ins Co	NE	0	2	3	0	0.00	100.00
			** STATE TOTAL **		713	8,594	22,460,428	1,207,603	100.00	100.00

CAUTION: The information contained on this page is unaudited and not a complete analysis nor is it an expression of opinion on any insurer. This page may contain inadvertent errors.

**2022 LONG-TERM CARE INSURANCE EXPERIENCE REPORTING FORM 5
EXTENDED BENEFITS POLICIES - MARKET SHARE - TOP TEN COMPANIES
BY ACTUAL EARNED PREMIUMS**

MASSACHUSETTS

Rank	Company Code	Group Code	Company Name	State of Domicile	NBR of New Lives Insured	NBR of Lives In Force Year End	Earned Premiums	Incurred Claims	Market Share Percentage	Cummulative Market Share
1	65676	20	Lincoln Natl Life Ins Co	IN	219	4,723	19,075,379	735,073	71.44	71.44
2	91596	826	New York Life Ins & Ann Corp	DE	157	157	7,609,186	219,743	28.50	99.94
3	67652	20	First Penn Pacific Life Ins Co	IN	1	10	10,775	8,132	0.04	99.98
4	65935	435	Massachusetts Mut Life Ins Co	MA	49	773	5,155	0	0.02	100.00
5	65838	904	John Hancock Life Ins Co USA	MI	0	143	94	63	0.00	100.00
6	65005	4	RiverSource Life Ins Co	MN	0	54	79	0	0.00	100.00
7	87726	4932	BrightHouse Life Ins Co	DE	12	47	63	0	0.00	100.00
8	67091	860	Northwestern Mut Life Ins Co	WI	6	6	16	0	0.00	100.00
9	68195	565	Provident Life & Accident Ins Co	TN	108	234	6	0	0.00	100.00
10	69868	261	United Of Omaha Life Ins Co	NE	0	5	5	0	0.00	100.00
			** STATE TOTAL **		552	6,256	26,700,758	963,396	100.00	100.00

CAUTION: The information contained on this page is unaudited and not a complete analysis nor is it an expression of opinion on any insurer. This page may contain inadvertent errors.

**2022 LONG-TERM CARE INSURANCE EXPERIENCE REPORTING FORM 5
EXTENDED BENEFITS POLICIES - MARKET SHARE - TOP TEN COMPANIES
BY ACTUAL EARNED PREMIUMS**

MICHIGAN

Rank	Company Code	Group Code	Company Name	State of Domicile	NBR of New Lives Insured	NBR of Lives In Force Year End	Earned Premiums	Incurred Claims	Market Share Percentage	Cummulative Market Share
1	65676	20	Lincoln Natl Life Ins Co	IN	269	5,599	16,838,652	1,383,876	89.51	89.51
2	91596	826	New York Life Ins & Ann Corp	DE	35	35	1,689,152	65,155	8.98	98.49
3	67652	20	First Penn Pacific Life Ins Co	IN	16	199	199,583	301,021	1.06	99.55
4	56014	0	Thrivent Financial For Lutherans	WI	4	4	81,334	0	0.43	99.98
5	65935	435	Massachusetts Mut Life Ins Co	MA	28	449	3,259	0	0.02	100.00
6	65838	904	John Hancock Life Ins Co USA	MI	0	354	191	19	0.00	100.00
7	65005	4	RiverSource Life Ins Co	MN	4	181	181	0	0.00	100.00
8	87726	4932	Brighthouse Life Ins Co	DE	37	138	162	0	0.00	100.00
9	67091	860	Northwestern Mut Life Ins Co	WI	3	3	130	0	0.00	100.00
10	69868	261	United Of Omaha Life Ins Co	NE	0	61	68	0	0.00	100.00
			** STATE TOTAL **		526	8,808	18,812,799	1,750,081	100.00	100.00

CAUTION: The information contained on this page is unaudited and not a complete analysis nor is it an expression of opinion on any insurer. This page may contain inadvertent errors.

**2022 LONG-TERM CARE INSURANCE EXPERIENCE REPORTING FORM 5
EXTENDED BENEFITS POLICIES - MARKET SHARE - TOP TEN COMPANIES
BY ACTUAL EARNED PREMIUMS**

MINNESOTA

Rank	Company Code	Group Code	Company Name	State of Domicile	NBR of New Lives Insured	NBR of Lives In Force Year End	Earned Premiums	Incurred Claims	Market Share Percentage	Cummulative Market Share
1	65676	20	Lincoln Natl Life Ins Co	IN	131	3,770	11,538,447	333,508	85.39	85.39
2	91596	826	New York Life Ins & Ann Corp	DE	28	28	1,709,288	13,998	12.65	98.04
3	67652	20	First Penn Pacific Life Ins Co	IN	7	163	146,582	172,890	1.08	99.12
4	56014	0	Thrivent Financial For Lutherans	WI	18	18	117,591	0	0.87	99.99
5	65935	435	Massachusetts Mut Life Ins Co	MA	19	184	568	0	0.00	100.00
6	65005	4	RiverSource Life Ins Co	MN	0	130	174	0	0.00	100.00
7	87726	4932	BrightHouse Life Ins Co	DE	19	74	86	0	0.00	100.00
8	67091	860	Northwestern Mut Life Ins Co	WI	8	8	79	0	0.00	100.00
9	69868	261	United Of Omaha Life Ins Co	NE	0	36	38	0	0.00	100.00
10	68195	565	Provident Life & Accident Ins Co	TN	96	335	12	0	0.00	100.00
			** STATE TOTAL **		326	5,054	13,512,879	520,440	100.00	100.00

CAUTION: The information contained on this page is unaudited and not a complete analysis nor is it an expression of opinion on any insurer. This page may contain inadvertent errors.

**2022 LONG-TERM CARE INSURANCE EXPERIENCE REPORTING FORM 5
EXTENDED BENEFITS POLICIES - MARKET SHARE - TOP TEN COMPANIES
BY ACTUAL EARNED PREMIUMS**

MISSISSIPPI

Rank	Company Code	Group Code	Company Name	State of Domicile	NBR of New Lives Insured	NBR of Lives In Force Year End	Earned Premiums	Incurred Claims	Market Share Percentage	Cummulative Market Share
1	65676	20	Lincoln Natl Life Ins Co	IN	54	630	1,581,822	89,459	85.12	85.12
2	91596	826	New York Life Ins & Ann Corp	DE	10	10	267,262	49,719	14.38	99.51
3	56014	0	Thrivent Financial For Lutherans	WI	2	2	4,316	0	0.23	99.74
4	67652	20	First Penn Pacific Life Ins Co	IN	1	6	4,188	11,722	0.23	99.96
5	65935	435	Massachusetts Mut Life Ins Co	MA	4	58	594	0	0.03	99.99
6	68195	565	Provident Life & Accident Ins Co	TN	149	1,057	30	0	0.00	100.00
7	87726	4932	BrightHouse Life Ins Co	DE	4	15	19	0	0.00	100.00
7	64238	4925	Guaranty Income Life Ins Co	IA	2	12	19	0	0.00	100.00
9	65838	904	John Hancock Life Ins Co USA	MI	0	21	13	0	0.00	100.00
10	69868	261	United Of Omaha Life Ins Co	NE	0	11	9	0	0.00	100.00
			** STATE TOTAL **		226	1,872	1,858,280	150,901	100.00	100.00

CAUTION: The information contained on this page is unaudited and not a complete analysis nor is it an expression of opinion on any insurer. This page may contain inadvertent errors.

**2022 LONG-TERM CARE INSURANCE EXPERIENCE REPORTING FORM 5
EXTENDED BENEFITS POLICIES - MARKET SHARE - TOP TEN COMPANIES
BY ACTUAL EARNED PREMIUMS**

MISSOURI

Rank	Company Code	Group Code	Company Name	State of Domicile	NBR of New Lives Insured	NBR of Lives In Force Year End	Earned Premiums	Incurred Claims	Market Share Percentage	Cummulative Market Share
1	65676	20	Lincoln Natl Life Ins Co	IN	152	4,050	10,783,268	688,173	87.24	87.24
2	91596	826	New York Life Ins & Ann Corp	DE	40	39	1,469,696	119,661	11.89	99.13
3	67652	20	First Penn Pacific Life Ins Co	IN	6	78	68,278	77,388	0.55	99.68
4	56014	0	Thrivent Financial For Lutherans	WI	7	7	36,387	0	0.29	99.97
5	65935	435	Massachusetts Mut Life Ins Co	MA	15	231	2,900	0	0.02	100.00
6	87726	4932	Brighthouse Life Ins Co	DE	27	79	81	0	0.00	100.00
7	64238	4925	Guaranty Income Life Ins Co	IA	6	50	49	78	0.00	100.00
8	67091	860	Northwestern Mut Life Ins Co	WI	2	2	39	0	0.00	100.00
9	65838	904	John Hancock Life Ins Co USA	MI	0	99	34	0	0.00	100.00
9	69868	261	United Of Omaha Life Ins Co	NE	0	29	34	0	0.00	100.00
			** STATE TOTAL **		533	5,580	12,360,808	885,308	100.00	100.00

CAUTION: The information contained on this page is unaudited and not a complete analysis nor is it an expression of opinion on any insurer. This page may contain inadvertent errors.

**2022 LONG-TERM CARE INSURANCE EXPERIENCE REPORTING FORM 5
EXTENDED BENEFITS POLICIES - MARKET SHARE - TOP TEN COMPANIES
BY ACTUAL EARNED PREMIUMS**

MONTANA

Rank	Company Code	Group Code	Company Name	State of Domicile	NBR of New Lives Insured	NBR of Lives In Force Year End	Earned Premiums	Incurred Claims	Market Share Percentage	Cummulative Market Share
1	65676	20	Lincoln Natl Life Ins Co	IN	69	628	2,046,102	8,571	92.85	92.85
2	91596	826	New York Life Ins & Ann Corp	DE	4	4	155,515	29,295	7.06	99.90
3	56014	0	Thrivent Financial For Lutherans	WI	1	1	2,074	0	0.09	100.00
4	65005	4	RiverSource Life Ins Co	MN	0	21	25	0	0.00	100.00
5	87726	4932	Brighthouse Life Ins Co	DE	5	9	16	0	0.00	100.00
6	64238	4925	Guaranty Income Life Ins Co	IA	0	8	9	0	0.00	100.00
7	65838	904	John Hancock Life Ins Co USA	MI	0	17	8	0	0.00	100.00
8	67091	860	Northwestern Mut Life Ins Co	WI	0	0	2	0	0.00	100.00
9	68195	565	Provident Life & Accident Ins Co	TN	4	29	1	0	0.00	100.00
10	70025	4011	Genworth Life Ins Co	DE	0	17	0	0	0.00	100.00
10	65935	435	Massachusetts Mut Life Ins Co	MA	0	11	0	0	0.00	100.00
			** STATE TOTAL **		83	745	2,203,752	37,866	100.00	100.00

CAUTION: The information contained on this page is unaudited and not a complete analysis nor is it an expression of opinion on any insurer. This page may contain inadvertent errors.

**2022 LONG-TERM CARE INSURANCE EXPERIENCE REPORTING FORM 5
EXTENDED BENEFITS POLICIES - MARKET SHARE - TOP TEN COMPANIES
BY ACTUAL EARNED PREMIUMS**

NEBRASKA

Rank	Company Code	Group Code	Company Name	State of Domicile	NBR of New Lives Insured	NBR of Lives In Force Year End	Earned Premiums	Incurred Claims	Market Share Percentage	Cummulative Market Share
1	65676	20	Lincoln Natl Life Ins Co	IN	62	1,100	2,930,145	171,383	86.89	86.89
2	91596	826	New York Life Ins & Ann Corp	DE	6	6	411,670	0	12.21	99.09
3	67652	20	First Penn Pacific Life Ins Co	IN	7	51	28,385	38,350	0.84	99.93
4	56014	0	Thrivent Financial For Lutherans	WI	1	1	2,029	0	0.06	100.00
5	64238	4925	Guaranty Income Life Ins Co	IA	4	33	48	0	0.00	100.00
6	67091	860	Northwestern Mut Life Ins Co	WI	3	3	39	0	0.00	100.00
7	69868	261	United Of Omaha Life Ins Co	NE	0	36	38	0	0.00	100.00
8	87726	4932	Brighthouse Life Ins Co	DE	8	18	20	0	0.00	100.00
9	65005	4	RiverSource Life Ins Co	MN	0	8	14	0	0.00	100.00
10	68195	565	Provident Life & Accident Ins Co	TN	22	150	5	0	0.00	100.00
			** STATE TOTAL **		120	1,559	3,372,394	209,735	100.00	100.00

CAUTION: The information contained on this page is unaudited and not a complete analysis nor is it an expression of opinion on any insurer. This page may contain inadvertent errors.

**2022 LONG-TERM CARE INSURANCE EXPERIENCE REPORTING FORM 5
EXTENDED BENEFITS POLICIES - MARKET SHARE - TOP TEN COMPANIES
BY ACTUAL EARNED PREMIUMS**

NEVADA

Rank	Company Code	Group Code	Company Name	State of Domicile	NBR of New Lives Insured	NBR of Lives In Force Year End	Earned Premiums	Incurred Claims	Market Share Percentage	Cummulative Market Share
1	65676	20	Lincoln Natl Life Ins Co	IN	49	1,143	3,174,937	124,329	78.93	78.93
2	91596	826	New York Life Ins & Ann Corp	DE	24	24	789,410	61,492	19.63	98.56
3	67652	20	First Penn Pacific Life Ins Co	IN	3	61	57,826	67,162	1.44	99.99
4	65935	435	Massachusetts Mut Life Ins Co	MA	1	28	112	0	0.00	100.00
5	65838	904	John Hancock Life Ins Co USA	MI	0	26	40	38	0.00	100.00
6	65005	4	RiverSource Life Ins Co	MN	0	24	33	0	0.00	100.00
7	64238	4925	Guaranty Income Life Ins Co	IA	0	18	25	0	0.00	100.00
8	87726	4932	BrightHouse Life Ins Co	DE	0	20	24	0	0.00	100.00
9	67091	860	Northwestern Mut Life Ins Co	WI	1	1	11	0	0.00	100.00
10	68195	565	Provident Life & Accident Ins Co	TN	112	157	5	0	0.00	100.00
			** STATE TOTAL **		190	1,533	4,022,424	253,021	100.00	100.00

CAUTION: The information contained on this page is unaudited and not a complete analysis nor is it an expression of opinion on any insurer. This page may contain inadvertent errors.

**2022 LONG-TERM CARE INSURANCE EXPERIENCE REPORTING FORM 5
EXTENDED BENEFITS POLICIES - MARKET SHARE - TOP TEN COMPANIES
BY ACTUAL EARNED PREMIUMS**

NEW HAMPSHIRE

Rank	Company Code	Group Code	Company Name	State of Domicile	NBR of New Lives Insured	NBR of Lives In Force Year End	Earned Premiums	Incurred Claims	Market Share Percentage	Cummulative Market Share
1	65676	20	Lincoln Natl Life Ins Co	IN	34	1,032	3,735,344	220,627	72.15	72.15
2	91596	826	New York Life Ins & Ann Corp	DE	25	25	1,423,699	30,235	27.50	99.65
3	67652	20	First Penn Pacific Life Ins Co	IN	1	10	17,647	0	0.34	99.99
4	65935	435	Massachusetts Mut Life Ins Co	MA	9	188	642	0	0.01	100.00
5	65005	4	RiverSource Life Ins Co	MN	0	31	36	0	0.00	100.00
6	65838	904	John Hancock Life Ins Co USA	MI	0	32	28	0	0.00	100.00
7	87726	4932	BrightHouse Life Ins Co	DE	8	20	24	0	0.00	100.00
8	64238	4925	Guaranty Income Life Ins Co	IA	0	0	1	0	0.00	100.00
9	67091	860	Northwestern Mut Life Ins Co	WI	1	1	0	0	0.00	100.00
9	68195	565	Provident Life & Accident Ins Co	TN	4	2	0	0	0.00	100.00
9	70025	4011	Genworth Life Ins Co	DE	0	61	0	0	0.00	100.00
			** STATE TOTAL **		82	1,402	5,177,421	250,862	100.00	100.00

CAUTION: The information contained on this page is unaudited and not a complete analysis nor is it an expression of opinion on any insurer. This page may contain inadvertent errors.

**2022 LONG-TERM CARE INSURANCE EXPERIENCE REPORTING FORM 5
EXTENDED BENEFITS POLICIES - MARKET SHARE - TOP TEN COMPANIES
BY ACTUAL EARNED PREMIUMS**

NEW JERSEY

Rank	Company Code	Group Code	Company Name	State of Domicile	NBR of New Lives Insured	NBR of Lives In Force Year End	Earned Premiums	Incurred Claims	Market Share Percentage	Cummulative Market Share
1	65676	20	Lincoln Natl Life Ins Co	IN	309	8,106	29,180,455	1,038,881	81.22	81.22
2	91596	826	New York Life Ins & Ann Corp	DE	144	142	6,743,276	0	18.77	99.99
3	65935	435	Massachusetts Mut Life Ins Co	MA	38	604	3,529	0	0.01	100.00
4	67652	20	First Penn Pacific Life Ins Co	IN	1	5	645	0	0.00	100.00
5	67091	860	Northwestern Mut Life Ins Co	WI	6	6	383	0	0.00	100.00
6	87726	4932	Brighthouse Life Ins Co	DE	34	124	169	0	0.00	100.00
7	65005	4	RiverSource Life Ins Co	MN	0	81	114	0	0.00	100.00
8	65838	904	John Hancock Life Ins Co USA	MI	0	110	99	0	0.00	100.00
9	68195	565	Provident Life & Accident Ins Co	TN	106	1,397	61	0	0.00	100.00
10	69868	261	United Of Omaha Life Ins Co	NE	0	1	2	0	0.00	100.00
10	64238	4925	Guaranty Income Life Ins Co	IA	0	0	2	0	0.00	100.00
			** STATE TOTAL **		638	10,915	35,928,735	1,038,895	100.00	100.00

CAUTION: The information contained on this page is unaudited and not a complete analysis nor is it an expression of opinion on any insurer. This page may contain inadvertent errors.

**2022 LONG-TERM CARE INSURANCE EXPERIENCE REPORTING FORM 5
EXTENDED BENEFITS POLICIES - MARKET SHARE - TOP TEN COMPANIES
BY ACTUAL EARNED PREMIUMS**

NEW MEXICO

Rank	Company Code	Group Code	Company Name	State of Domicile	NBR of New Lives Insured	NBR of Lives In Force Year End	Earned Premiums	Incurred Claims	Market Share Percentage	Cummulative Market Share
1	65676	20	Lincoln Natl Life Ins Co	IN	29	638	1,964,554	79,759	63.97	63.97
2	91596	826	New York Life Ins & Ann Corp	DE	22	21	1,081,748	38,320	35.23	99.20
3	67652	20	First Penn Pacific Life Ins Co	IN	2	21	24,302	11,038	0.79	99.99
4	65935	435	Massachusetts Mut Life Ins Co	MA	3	28	177	0	0.01	100.00
5	64238	4925	Guaranty Income Life Ins Co	IA	0	48	54	0	0.00	100.00
6	87726	4932	Brighthouse Life Ins Co	DE	4	16	15	0	0.00	100.00
7	68195	565	Provident Life & Accident Ins Co	TN	16	154	7	0	0.00	100.00
8	65838	904	John Hancock Life Ins Co USA	MI	0	27	6	17	0.00	100.00
9	65005	4	RiverSource Life Ins Co	MN	0	6	5	0	0.00	100.00
10	69868	261	United Of Omaha Life Ins Co	NE	0	2	2	0	0.00	100.00
			** STATE TOTAL **		76	984	3,070,870	129,134	100.00	100.00

CAUTION: The information contained on this page is unaudited and not a complete analysis nor is it an expression of opinion on any insurer. This page may contain inadvertent errors.

**2022 LONG-TERM CARE INSURANCE EXPERIENCE REPORTING FORM 5
EXTENDED BENEFITS POLICIES - MARKET SHARE - TOP TEN COMPANIES
BY ACTUAL EARNED PREMIUMS**

NEW YORK

Rank	Company Code	Group Code	Company Name	State of Domicile	NBR of New Lives Insured	NBR of Lives In Force Year End	Earned Premiums	Incurred Claims	Market Share Percentage	Cummulative Market Share
1	62057	20	Lincoln Life & Ann Co of NY	NY	205	8,829	9,532,555	1,999,198	96.59	96.59
2	91596	826	New York Life Ins & Ann Corp	DE	0	0	336,507	97,740	3.41	100.00
3	64238	4925	Guaranty Income Life Ins Co	IA	0	0	2	0	0.00	100.00
4	69868	261	United Of Omaha Life Ins Co	NE	0	2	1	0	0.00	100.00
5	65676	20	Lincoln Natl Life Ins Co	IN	3	0	0	0	0.00	100.00
5	72990	4011	Genworth Life Ins Co of NY	NY	0	413	0	162	0.00	100.00
5	71714	429	Berkshire Life Ins Co of Amer	MA	0	0	0	69	0.00	100.00
5	67652	20	First Penn Pacific Life Ins Co	IN	2	0	0	0	0.00	100.00
5	65935	435	Massachusetts Mut Life Ins Co	MA	62	642	0	0	0.00	100.00
			** STATE TOTAL **		272	9,886	9,869,065	2,097,169	100.00	100.00

CAUTION: The information contained on this page is unaudited and not a complete analysis nor is it an expression of opinion on any insurer. This page may contain inadvertent errors.

**2022 LONG-TERM CARE INSURANCE EXPERIENCE REPORTING FORM 5
EXTENDED BENEFITS POLICIES - MARKET SHARE - TOP TEN COMPANIES
BY ACTUAL EARNED PREMIUMS**

NORTH CAROLINA

Rank	Company Code	Group Code	Company Name	State of Domicile	NBR of New Lives Insured	NBR of Lives In Force Year End	Earned Premiums	Incurred Claims	Market Share Percentage	Cummulative Market Share
1	65676	20	Lincoln Natl Life Ins Co	IN	518	8,915	26,179,267	1,194,002	86.85	86.85
2	91596	826	New York Life Ins & Ann Corp	DE	82	81	3,815,468	51,568	12.66	99.51
3	67652	20	First Penn Pacific Life Ins Co	IN	12	185	136,585	188,559	0.45	99.96
4	56014	0	Thrivent Financial For Lutherans	WI	2	2	7,390	0	0.02	99.99
5	65935	435	Massachusetts Mut Life Ins Co	MA	25	356	2,546	0	0.01	100.00
6	87726	4932	Brighthouse Life Ins Co	DE	62	170	185	0	0.00	100.00
7	65838	904	John Hancock Life Ins Co USA	MI	0	80	166	0	0.00	100.00
8	65005	4	RiverSource Life Ins Co	MN	2	91	117	0	0.00	100.00
9	64238	4925	Guaranty Income Life Ins Co	IA	3	51	82	128	0.00	100.00
10	67091	860	Northwestern Mut Life Ins Co	WI	4	4	76	0	0.00	100.00
			** STATE TOTAL **		710	10,220	30,141,938	1,434,475	100.00	100.00

CAUTION: The information contained on this page is unaudited and not a complete analysis nor is it an expression of opinion on any insurer. This page may contain inadvertent errors.

**2022 LONG-TERM CARE INSURANCE EXPERIENCE REPORTING FORM 5
EXTENDED BENEFITS POLICIES - MARKET SHARE - TOP TEN COMPANIES
BY ACTUAL EARNED PREMIUMS**

NORTH DAKOTA

Rank	Company Code	Group Code	Company Name	State of Domicile	NBR of New Lives Insured	NBR of Lives In Force Year End	Earned Premiums	Incurred Claims	Market Share Percentage	Cummulative Market Share
1	65676	20	Lincoln Natl Life Ins Co	IN	25	519	1,911,277	0	84.47	84.47
2	91596	826	New York Life Ins & Ann Corp	DE	3	3	341,430	26,292	15.09	99.56
3	67652	20	First Penn Pacific Life Ins Co	IN	0	7	6,004	0	0.27	99.82
4	56014	0	Thrivent Financial For Lutherans	WI	4	4	3,689	0	0.16	99.98
5	65935	435	Massachusetts Mut Life Ins Co	MA	5	16	335	0	0.01	100.00
6	69868	261	United Of Omaha Life Ins Co	NE	0	8	8	0	0.00	100.00
7	64238	4925	Guaranty Income Life Ins Co	IA	0	6	4	0	0.00	100.00
7	87726	4932	Brighthouse Life Ins Co	DE	1	3	4	0	0.00	100.00
9	68195	565	Provident Life & Accident Ins Co	TN	28	117	3	0	0.00	100.00
10	65005	4	RiverSource Life Ins Co	MN	0	2	2	0	0.00	100.00
			** STATE TOTAL **		66	762	2,262,757	26,292	100.00	100.00

CAUTION: The information contained on this page is unaudited and not a complete analysis nor is it an expression of opinion on any insurer. This page may contain inadvertent errors.

**2022 LONG-TERM CARE INSURANCE EXPERIENCE REPORTING FORM 5
EXTENDED BENEFITS POLICIES - MARKET SHARE - TOP TEN COMPANIES
BY ACTUAL EARNED PREMIUMS**

OHIO

Rank	Company Code	Group Code	Company Name	State of Domicile	NBR of New Lives Insured	NBR of Lives In Force Year End	Earned Premiums	Incurred Claims	Market Share Percentage	Cummulative Market Share
1	65676	20	Lincoln Natl Life Ins Co	IN	282	7,464	21,789,035	1,304,659	90.43	90.43
2	91596	826	New York Life Ins & Ann Corp	DE	47	47	2,035,411	233,045	8.45	98.88
3	67652	20	First Penn Pacific Life Ins Co	IN	13	310	260,003	377,819	1.08	99.96
4	56014	0	Thrivent Financial For Lutherans	WI	4	4	7,286	0	0.03	99.99
5	65935	435	Massachusetts Mut Life Ins Co	MA	18	264	2,003	0	0.01	100.00
6	68195	565	Provident Life & Accident Ins Co	TN	58	3,134	109	0	0.00	100.00
7	87726	4932	BrightHouse Life Ins Co	DE	27	84	105	0	0.00	100.00
8	65005	4	RiverSource Life Ins Co	MN	1	103	98	0	0.00	100.00
9	64238	4925	Guaranty Income Life Ins Co	IA	1	75	81	105	0.00	100.00
10	65838	904	John Hancock Life Ins Co USA	MI	0	292	66	82	0.00	100.00
			** STATE TOTAL **		460	12,170	24,094,297	1,915,813	100.00	100.00

CAUTION: The information contained on this page is unaudited and not a complete analysis nor is it an expression of opinion on any insurer. This page may contain inadvertent errors.

**2022 LONG-TERM CARE INSURANCE EXPERIENCE REPORTING FORM 5
EXTENDED BENEFITS POLICIES - MARKET SHARE - TOP TEN COMPANIES
BY ACTUAL EARNED PREMIUMS**

OKLAHOMA

Rank	Company Code	Group Code	Company Name	State of Domicile	NBR of New Lives Insured	NBR of Lives In Force Year End	Earned Premiums	Incurred Claims	Market Share Percentage	Cummulative Market Share
1	65676	20	Lincoln Natl Life Ins Co	IN	54	1,093	2,950,631	204,312	86.44	86.44
2	91596	826	New York Life Ins & Ann Corp	DE	9	9	420,400	4,365	12.32	98.75
3	67652	20	First Penn Pacific Life Ins Co	IN	3	39	25,993	39,271	0.76	99.52
4	56014	0	Thrivent Financial For Lutherans	WI	1	1	15,444	0	0.45	99.97
5	65935	435	Massachusetts Mut Life Ins Co	MA	7	55	935	0	0.03	100.00
6	87726	4932	Brighthouse Life Ins Co	DE	18	66	67	0	0.00	100.00
7	65005	4	RiverSource Life Ins Co	MN	0	29	37	0	0.00	100.00
8	69868	261	United Of Omaha Life Ins Co	NE	0	16	16	0	0.00	100.00
9	64238	4925	Guaranty Income Life Ins Co	IA	0	23	13	0	0.00	100.00
9	68195	565	Provident Life & Accident Ins Co	TN	141	437	13	0	0.00	100.00
			** STATE TOTAL **		235	1,858	3,413,564	247,952	100.00	100.00

CAUTION: The information contained on this page is unaudited and not a complete analysis nor is it an expression of opinion on any insurer. This page may contain inadvertent errors.

**2022 LONG-TERM CARE INSURANCE EXPERIENCE REPORTING FORM 5
EXTENDED BENEFITS POLICIES - MARKET SHARE - TOP TEN COMPANIES
BY ACTUAL EARNED PREMIUMS**

OREGON

Rank	Company Code	Group Code	Company Name	State of Domicile	NBR of New Lives Insured	NBR of Lives In Force Year End	Earned Premiums	Incurred Claims	Market Share Percentage	Cummulative Market Share
1	65676	20	Lincoln Natl Life Ins Co	IN	121	2,670	7,955,296	311,836	85.82	85.82
2	91596	826	New York Life Ins & Ann Corp	DE	24	24	1,232,167	25,313	13.29	99.11
3	67652	20	First Penn Pacific Life Ins Co	IN	5	124	79,064	64,306	0.85	99.97
4	65935	435	Massachusetts Mut Life Ins Co	MA	6	53	2,999	0	0.03	100.00
5	65005	4	RiverSource Life Ins Co	MN	4	43	58	0	0.00	100.00
6	64238	4925	Guaranty Income Life Ins Co	IA	6	42	44	0	0.00	100.00
7	87726	4932	Brighthouse Life Ins Co	DE	4	16	19	0	0.00	100.00
8	67091	860	Northwestern Mut Life Ins Co	WI	1	1	15	0	0.00	100.00
9	65838	904	John Hancock Life Ins Co USA	MI	0	21	3	0	0.00	100.00
9	68195	565	Provident Life & Accident Ins Co	TN	87	114	3	0	0.00	100.00
			** STATE TOTAL**		258	3,303	9,269,668	402,008	100.00	100.00

CAUTION: The information contained on this page is unaudited and not a complete analysis nor is it an expression of opinion on any insurer. This page may contain inadvertent errors.

**2022 LONG-TERM CARE INSURANCE EXPERIENCE REPORTING FORM 5
EXTENDED BENEFITS POLICIES - MARKET SHARE - TOP TEN COMPANIES
BY ACTUAL EARNED PREMIUMS**

PENNSYLVANIA

Rank	Company Code	Group Code	Company Name	State of Domicile	NBR of New Lives Insured	NBR of Lives In Force Year End	Earned Premiums	Incurred Claims	Market Share Percentage	Cummulative Market Share
1	65676	20	Lincoln Natl Life Ins Co	IN	327	10,067	33,824,531	1,341,478	87.18	87.18
2	91596	826	New York Life Ins & Ann Corp	DE	120	120	4,723,388	118,032	12.17	99.36
3	67652	20	First Penn Pacific Life Ins Co	IN	6	166	171,921	97,617	0.44	99.80
4	56014	0	Thrivent Financial For Lutherans	WI	11	11	69,987	0	0.18	99.98
5	65935	435	Massachusetts Mut Life Ins Co	MA	49	643	6,973	0	0.02	100.00
6	67091	860	Northwestern Mut Life Ins Co	WI	10	10	351	0	0.00	100.00
7	65005	4	RiverSource Life Ins Co	MN	4	161	220	0	0.00	100.00
8	87726	4932	Brighthouse Life Ins Co	DE	34	119	135	0	0.00	100.00
9	65838	904	John Hancock Life Ins Co USA	MI	0	32	10	0	0.00	100.00
10	70025	4011	Genworth Life Ins Co	DE	0	242	0	0	0.00	100.00
10	71714	429	Berkshire Life Ins Co of Amer	MA	0	0	0	16	0.00	100.00
			** STATE TOTAL **		561	11,571	38,797,516	1,557,143	100.00	100.00

CAUTION: The information contained on this page is unaudited and not a complete analysis nor is it an expression of opinion on any insurer. This page may contain inadvertent errors.

**2022 LONG-TERM CARE INSURANCE EXPERIENCE REPORTING FORM 5
EXTENDED BENEFITS POLICIES - MARKET SHARE - TOP TEN COMPANIES
BY ACTUAL EARNED PREMIUMS**

RHODE ISLAND

Rank	Company Code	Group Code	Company Name	State of Domicile	NBR of New Lives Insured	NBR of Lives In Force Year End	Earned Premiums	Incurred Claims	Market Share Percentage	Cummulative Market Share
1	65676	20	Lincoln Natl Life Ins Co	IN	16	606	2,079,597	159,256	72.38	72.38
2	91596	826	New York Life Ins & Ann Corp	DE	13	13	790,051	0	27.50	99.88
3	67652	20	First Penn Pacific Life Ins Co	IN	2	3	3,328	10,749	0.12	100.00
4	65838	904	John Hancock Life Ins Co USA	MI	0	20	20	0	0.00	100.00
5	69868	261	United Of Omaha Life Ins Co	NE	0	4	9	0	0.00	100.00
6	65005	4	RiverSource Life Ins Co	MN	0	5	5	0	0.00	100.00
7	87726	4932	BrightHouse Life Ins Co	DE	0	3	3	0	0.00	100.00
8	68195	565	Provident Life & Accident Ins Co	TN	7	29	1	0	0.00	100.00
9	70025	4011	Genworth Life Ins Co	DE	0	34	0	0	0.00	100.00
9	71714	429	Berkshire Life Ins Co of Amer	MA	0	0	0	1	0.00	100.00
9	65935	435	Massachusetts Mut Life Ins Co	MA	1	88	0	0	0.00	100.00
			** STATE TOTAL **		39	805	2,873,014	170,006	100.00	100.00

CAUTION: The information contained on this page is unaudited and not a complete analysis nor is it an expression of opinion on any insurer. This page may contain inadvertent errors.

**2022 LONG-TERM CARE INSURANCE EXPERIENCE REPORTING FORM 5
EXTENDED BENEFITS POLICIES - MARKET SHARE - TOP TEN COMPANIES
BY ACTUAL EARNED PREMIUMS**

SOUTH CAROLINA

Rank	Company Code	Group Code	Company Name	State of Domicile	NBR of New Lives Insured	NBR of Lives In Force Year End	Earned Premiums	Incurred Claims	Market Share Percentage	Cummulative Market Share
1	65676	20	Lincoln Natl Life Ins Co	IN	143	3,332	9,677,473	591,887	84.96	84.96
2	91596	826	New York Life Ins & Ann Corp	DE	33	33	1,696,670	77,790	14.90	99.86
3	67652	20	First Penn Pacific Life Ins Co	IN	3	10	14,431	20,241	0.13	99.99
4	65935	435	Massachusetts Mut Life Ins Co	MA	10	113	611	0	0.01	99.99
5	56014	0	Thrivent Financial For Lutherans	WI	1	1	527	0	0.00	100.00
6	87726	4932	Brighthouse Life Ins Co	DE	24	83	106	0	0.00	100.00
7	65005	4	RiverSource Life Ins Co	MN	0	33	50	0	0.00	100.00
8	68195	565	Provident Life & Accident Ins Co	TN	161	1,744	49	0	0.00	100.00
9	64238	4925	Guaranty Income Life Ins Co	IA	5	23	26	38	0.00	100.00
10	69868	261	United Of Omaha Life Ins Co	NE	0	15	20	0	0.00	100.00
			** STATE TOTAL **		384	5,596	11,389,984	690,144	100.00	100.00

CAUTION: The information contained on this page is unaudited and not a complete analysis nor is it an expression of opinion on any insurer. This page may contain inadvertent errors.

**2022 LONG-TERM CARE INSURANCE EXPERIENCE REPORTING FORM 5
EXTENDED BENEFITS POLICIES - MARKET SHARE - TOP TEN COMPANIES
BY ACTUAL EARNED PREMIUMS**

SOUTH DAKOTA

Rank	Company Code	Group Code	Company Name	State of Domicile	NBR of New Lives Insured	NBR of Lives In Force Year End	Earned Premiums	Incurred Claims	Market Share Percentage	Cummulative Market Share
1	65676	20	Lincoln Natl Life Ins Co	IN	45	503	1,635,046	92,696	80.32	80.32
2	91596	826	New York Life Ins & Ann Corp	DE	6	6	394,147	78,750	19.36	99.69
3	56014	0	Thrivent Financial For Lutherans	WI	2	2	3,827	0	0.19	99.88
4	67652	20	First Penn Pacific Life Ins Co	IN	0	7	2,457	0	0.12	100.00
5	65005	4	RiverSource Life Ins Co	MN	0	20	28	0	0.00	100.00
6	65838	904	John Hancock Life Ins Co USA	MI	0	35	21	0	0.00	100.00
7	87726	4932	BrightHouse Life Ins Co	DE	1	16	18	0	0.00	100.00
8	69868	261	United Of Omaha Life Ins Co	NE	0	7	7	0	0.00	100.00
9	68195	565	Provident Life & Accident Ins Co	TN	7	115	5	0	0.00	100.00
10	64238	4925	Guaranty Income Life Ins Co	IA	0	0	3	0	0.00	100.00
			** STATE TOTAL **		61	763	2,035,559	171,446	100.00	100.00

CAUTION: The information contained on this page is unaudited and not a complete analysis nor is it an expression of opinion on any insurer. This page may contain inadvertent errors.

**2022 LONG-TERM CARE INSURANCE EXPERIENCE REPORTING FORM 5
EXTENDED BENEFITS POLICIES - MARKET SHARE - TOP TEN COMPANIES
BY ACTUAL EARNED PREMIUMS**

TENNESSEE

Rank	Company Code	Group Code	Company Name	State of Domicile	NBR of New Lives Insured	NBR of Lives In Force Year End	Earned Premiums	Incurred Claims	Market Share Percentage	Cummulative Market Share
1	65676	20	Lincoln Natl Life Ins Co	IN	201	3,966	11,930,752	503,062	93.54	93.54
2	91596	826	New York Life Ins & Ann Corp	DE	26	25	720,861	6,442	5.65	99.19
3	67652	20	First Penn Pacific Life Ins Co	IN	6	69	62,610	3,354	0.49	99.68
4	56014	0	Thrivent Financial For Lutherans	WI	2	2	36,967	0	0.29	99.97
5	65935	435	Massachusetts Mut Life Ins Co	MA	26	262	3,595	0	0.03	100.00
6	87726	4932	Brighthouse Life Ins Co	DE	35	136	157	0	0.00	100.00
7	65005	4	RiverSource Life Ins Co	MN	4	45	49	0	0.00	100.00
8	68195	565	Provident Life & Accident Ins Co	TN	217	1,243	42	0	0.00	100.00
9	67091	860	Northwestern Mut Life Ins Co	WI	9	9	39	0	0.00	100.00
10	65838	904	John Hancock Life Ins Co USA	MI	0	108	37	98	0.00	100.00
			** STATE TOTAL **		529	6,057	12,755,148	512,971	100.00	100.00

CAUTION: The information contained on this page is unaudited and not a complete analysis nor is it an expression of opinion on any insurer. This page may contain inadvertent errors.

**2022 LONG-TERM CARE INSURANCE EXPERIENCE REPORTING FORM 5
EXTENDED BENEFITS POLICIES - MARKET SHARE - TOP TEN COMPANIES
BY ACTUAL EARNED PREMIUMS**

TEXAS

Rank	Company Code	Group Code	Company Name	State of Domicile	NBR of New Lives Insured	NBR of Lives In Force Year End	Earned Premiums	Incurred Claims	Market Share Percentage	Cummulative Market Share
1	65676	20	Lincoln Natl Life Ins Co	IN	601	13,165	39,197,594	2,332,799	79.87	79.87
2	91596	826	New York Life Ins & Ann Corp	DE	234	229	9,699,020	5,490	19.76	99.63
3	67652	20	First Penn Pacific Life Ins Co	IN	9	173	160,588	65,560	0.33	99.96
4	56014	0	Thrivent Financial For Lutherans	WI	3	3	14,705	0	0.03	99.99
5	65935	435	Massachusetts Mut Life Ins Co	MA	35	649	2,974	0	0.01	100.00
6	87726	4932	Brighthouse Life Ins Co	DE	93	342	401	0	0.00	100.00
7	65005	4	RiverSource Life Ins Co	MN	3	250	325	0	0.00	100.00
8	64238	4925	Guaranty Income Life Ins Co	IA	5	276	296	466	0.00	100.00
9	67091	860	Northwestern Mut Life Ins Co	WI	13	13	288	0	0.00	100.00
10	65838	904	John Hancock Life Ins Co USA	MI	0	66	31	0	0.00	100.00
			** STATE TOTAL **		996	15,730	49,076,228	2,404,480	100.00	100.00

CAUTION: The information contained on this page is unaudited and not a complete analysis nor is it an expression of opinion on any insurer. This page may contain inadvertent errors.

**2022 LONG-TERM CARE INSURANCE EXPERIENCE REPORTING FORM 5
EXTENDED BENEFITS POLICIES - MARKET SHARE - TOP TEN COMPANIES
BY ACTUAL EARNED PREMIUMS**

UTAH

Rank	Company Code	Group Code	Company Name	State of Domicile	NBR of New Lives Insured	NBR of Lives In Force Year End	Earned Premiums	Incurred Claims	Market Share Percentage	Cummulative Market Share
1	65676	20	Lincoln Natl Life Ins Co	IN	29	601	1,805,242	28,756	79.95	79.95
2	91596	826	New York Life Ins & Ann Corp	DE	12	12	380,643	26,879	16.86	96.81
3	67652	20	First Penn Pacific Life Ins Co	IN	8	51	71,889	26,047	3.18	99.99
4	67091	860	Northwestern Mut Life Ins Co	WI	2	2	194	0	0.01	100.00
5	87726	4932	Brighthouse Life Ins Co	DE	9	17	25	0	0.00	100.00
6	64238	4925	Guaranty Income Life Ins Co	IA	0	8	9	0	0.00	100.00
7	69868	261	United Of Omaha Life Ins Co	NE	0	2	4	0	0.00	100.00
8	65005	4	RiverSource Life Ins Co	MN	0	5	3	0	0.00	100.00
9	70025	4011	Genworth Life Ins Co	DE	0	35	0	0	0.00	100.00
9	65935	435	Massachusetts Mut Life Ins Co	MA	6	55	0	0	0.00	100.00
9	61263	233	Bankers Life & Cas Co	IL	0	2	0	0	0.00	100.00
9	65838	904	John Hancock Life Ins Co USA	MI	0	1	0	0	0.00	100.00
			** STATE TOTAL **		66	791	2,258,009	81,682	100.00	100.00

CAUTION: The information contained on this page is unaudited and not a complete analysis nor is it an expression of opinion on any insurer. This page may contain inadvertent errors.

**2022 LONG-TERM CARE INSURANCE EXPERIENCE REPORTING FORM 5
EXTENDED BENEFITS POLICIES - MARKET SHARE - TOP TEN COMPANIES
BY ACTUAL EARNED PREMIUMS**

VERMONT

Rank	Company Code	Group Code	Company Name	State of Domicile	NBR of New Lives Insured	NBR of Lives In Force Year End	Earned Premiums	Incurred Claims	Market Share Percentage	Cummulative Market Share
1	65676	20	Lincoln Natl Life Ins Co	IN	16	543	1,905,524	0	75.07	75.07
2	91596	826	New York Life Ins & Ann Corp	DE	9	9	629,094	34,898	24.78	99.85
3	67652	20	First Penn Pacific Life Ins Co	IN	0	2	2,898	0	0.11	99.96
4	65935	435	Massachusetts Mut Life Ins Co	MA	1	50	889	0	0.04	100.00
5	65005	4	RiverSource Life Ins Co	MN	0	9	11	0	0.00	100.00
6	87726	4932	Brighthouse Life Ins Co	DE	1	5	7	0	0.00	100.00
7	67091	860	Northwestern Mut Life Ins Co	WI	1	1	5	0	0.00	100.00
8	66680	634	National Life Ins Co	VT	0	21	4	0	0.00	100.00
9	68195	565	Provident Life & Accident Ins Co	TN	1	31	1	0	0.00	100.00
10	61263	233	Bankers Life & Cas Co	IL	0	2	0	0	0.00	100.00
10	65838	904	John Hancock Life Ins Co USA	MI	0	2	0	0	0.00	100.00
10	70025	4011	Genworth Life Ins Co	DE	0	33	0	0	0.00	100.00
			** STATE TOTAL **		29	708	2,538,433	34,898	100.00	100.00

CAUTION: The information contained on this page is unaudited and not a complete analysis nor is it an expression of opinion on any insurer. This page may contain inadvertent errors.

**2022 LONG-TERM CARE INSURANCE EXPERIENCE REPORTING FORM 5
EXTENDED BENEFITS POLICIES - MARKET SHARE - TOP TEN COMPANIES
BY ACTUAL EARNED PREMIUMS**

VIRGINIA

Rank	Company Code	Group Code	Company Name	State of Domicile	NBR of New Lives Insured	NBR of Lives In Force Year End	Earned Premiums	Incurred Claims	Market Share Percentage	Cummulative Market Share
1	65676	20	Lincoln Natl Life Ins Co	IN	353	7,546	24,715,919	541,371	85.78	85.78
2	91596	826	New York Life Ins & Ann Corp	DE	88	88	3,986,812	37,941	13.84	99.62
3	67652	20	First Penn Pacific Life Ins Co	IN	5	130	105,859	153,357	0.37	99.99
4	65935	435	Massachusetts Mut Life Ins Co	MA	20	290	3,472	0	0.01	100.00
5	87726	4932	Brighthouse Life Ins Co	DE	46	165	186	0	0.00	100.00
6	67091	860	Northwestern Mut Life Ins Co	WI	9	9	123	0	0.00	100.00
7	65005	4	RiverSource Life Ins Co	MN	0	62	95	0	0.00	100.00
8	68195	565	Provident Life & Accident Ins Co	TN	780	1,986	61	0	0.00	100.00
9	65838	904	John Hancock Life Ins Co USA	MI	0	169	14	0	0.00	100.00
10	69868	261	United Of Omaha Life Ins Co	NE	0	5	9	0	0.00	100.00
			** STATE TOTAL **		1,301	10,716	28,812,554	732,765	100.00	100.00

CAUTION: The information contained on this page is unaudited and not a complete analysis nor is it an expression of opinion on any insurer. This page may contain inadvertent errors.

**2022 LONG-TERM CARE INSURANCE EXPERIENCE REPORTING FORM 5
EXTENDED BENEFITS POLICIES - MARKET SHARE - TOP TEN COMPANIES
BY ACTUAL EARNED PREMIUMS**

WASHINGTON

Rank	Company Code	Group Code	Company Name	State of Domicile	NBR of New Lives Insured	NBR of Lives In Force Year End	Earned Premiums	Incurred Claims	Market Share Percentage	Cummulative Market Share
1	65676	20	Lincoln Natl Life Ins Co	IN	295	7,688	24,009,328	396,094	68.85	68.85
2	91596	826	New York Life Ins & Ann Corp	DE	112	101	10,774,145	61,843	30.90	99.75
3	67652	20	First Penn Pacific Life Ins Co	IN	7	74	76,240	212,662	0.22	99.97
4	56014	0	Thrivent Financial For Lutherans	WI	2	2	5,184	0	0.01	99.99
5	65935	435	Massachusetts Mut Life Ins Co	MA	23	1,312	4,170	0	0.01	100.00
6	64238	4925	Guaranty Income Life Ins Co	IA	4	422	153	0	0.00	100.00
7	87726	4932	BrightHouse Life Ins Co	DE	10	225	143	0	0.00	100.00
8	65005	4	RiverSource Life Ins Co	MN	0	62	108	0	0.00	100.00
9	65838	904	John Hancock Life Ins Co USA	MI	0	24	14	0	0.00	100.00
10	67091	860	Northwestern Mut Life Ins Co	WI	2	2	2	0	0.00	100.00
10	69868	261	United Of Omaha Life Ins Co	NE	0	2	2	0	0.00	100.00
			** STATE TOTAL **		458	10,115	34,869,489	670,698	100.00	100.00

CAUTION: The information contained on this page is unaudited and not a complete analysis nor is it an expression of opinion on any insurer. This page may contain inadvertent errors.

**2022 LONG-TERM CARE INSURANCE EXPERIENCE REPORTING FORM 5
EXTENDED BENEFITS POLICIES - MARKET SHARE - TOP TEN COMPANIES
BY ACTUAL EARNED PREMIUMS**

WEST VIRGINIA

Rank	Company Code	Group Code	Company Name	State of Domicile	NBR of New Lives Insured	NBR of Lives In Force Year End	Earned Premiums	Incurred Claims	Market Share Percentage	Cummulative Market Share
1	65676	20	Lincoln Natl Life Ins Co	IN	21	548	1,400,372	77,943	97.00	97.00
2	91596	826	New York Life Ins & Ann Corp	DE	1	1	29,768	31,881	2.06	99.06
3	67652	20	First Penn Pacific Life Ins Co	IN	1	9	13,519	18,604	0.94	100.00
4	87726	4932	Bighthouse Life Ins Co	DE	1	10	15	0	0.00	100.00
5	68195	565	Provident Life & Accident Ins Co	TN	113	379	10	0	0.00	100.00
6	65005	4	RiverSource Life Ins Co	MN	0	5	8	0	0.00	100.00
7	65838	904	John Hancock Life Ins Co USA	MI	0	15	4	0	0.00	100.00
8	69868	261	United Of Omaha Life Ins Co	NE	0	2	3	0	0.00	100.00
9	64238	4925	Guaranty Income Life Ins Co	IA	0	0	2	0	0.00	100.00
10	71714	429	Berkshire Life Ins Co of Amer	MA	0	0	0	2	0.00	100.00
10	61263	233	Bankers Life & Cas Co	IL	0	1	0	0	0.00	100.00
10	65935	435	Massachusetts Mut Life Ins Co	MA	1	16	0	0	0.00	100.00
10	70025	4011	Genworth Life Ins Co	DE	0	17	0	0	0.00	100.00
			** STATE TOTAL **		138	1,003	1,443,701	128,430	100.00	100.00

CAUTION: The information contained on this page is unaudited and not a complete analysis nor is it an expression of opinion on any insurer. This page may contain inadvertent errors.

**2022 LONG-TERM CARE INSURANCE EXPERIENCE REPORTING FORM 5
EXTENDED BENEFITS POLICIES - MARKET SHARE - TOP TEN COMPANIES
BY ACTUAL EARNED PREMIUMS**

WISCONSIN

Rank	Company Code	Group Code	Company Name	State of Domicile	NBR of New Lives Insured	NBR of Lives In Force Year End	Earned Premiums	Incurred Claims	Market Share Percentage	Cummulative Market Share
1	65676	20	Lincoln Natl Life Ins Co	IN	134	3,512	9,884,959	655,393	89.95	89.95
2	91596	826	New York Life Ins & Ann Corp	DE	18	18	996,910	0	9.07	99.02
3	67652	20	First Penn Pacific Life Ins Co	IN	5	110	82,864	92,177	0.75	99.77
4	56014	0	Thrivent Financial For Lutherans	WI	13	13	24,632	0	0.22	100.00
5	67091	860	Northwestern Mut Life Ins Co	WI	12	12	240	0	0.00	100.00
6	65005	4	RiverSource Life Ins Co	MN	0	84	102	0	0.00	100.00
7	69868	261	United Of Omaha Life Ins Co	NE	0	85	97	0	0.00	100.00
8	87726	4932	Brighthouse Life Ins Co	DE	12	65	56	0	0.00	100.00
9	68195	565	Provident Life & Accident Ins Co	TN	51	553	23	0	0.00	100.00
10	65838	904	John Hancock Life Ins Co USA	MI	0	157	6	0	0.00	100.00
			** STATE TOTAL **		246	5,024	10,989,894	747,574	100.00	100.00

CAUTION: The information contained on this page is unaudited and not a complete analysis nor is it an expression of opinion on any insurer. This page may contain inadvertent errors.

**2022 LONG-TERM CARE INSURANCE EXPERIENCE REPORTING FORM 5
EXTENDED BENEFITS POLICIES - MARKET SHARE - TOP TEN COMPANIES
BY ACTUAL EARNED PREMIUMS**

WYOMING

Rank	Company Code	Group Code	Company Name	State of Domicile	NBR of New Lives Insured	NBR of Lives In Force Year End	Earned Premiums	Incurred Claims	Market Share Percentage	Cummulative Market Share
1	65676	20	Lincoln Natl Life Ins Co	IN	31	397	1,567,987	3,393	73.98	73.98
2	91596	826	New York Life Ins & Ann Corp	DE	9	9	513,356	15,652	24.22	98.20
3	56014	0	Thrivent Financial For Lutherans	WI	1	1	20,031	0	0.95	99.14
4	67652	20	First Penn Pacific Life Ins Co	IN	1	17	17,954	64,438	0.85	99.99
5	65935	435	Massachusetts Mut Life Ins Co	MA	1	5	177	0	0.01	100.00
6	67091	860	Northwestern Mut Life Ins Co	WI	0	0	21	0	0.00	100.00
7	65005	4	RiverSource Life Ins Co	MN	0	3	4	0	0.00	100.00
7	69868	261	United Of Omaha Life Ins Co	NE	0	2	4	0	0.00	100.00
9	64238	4925	Guaranty Income Life Ins Co	IA	0	1	3	0	0.00	100.00
9	68195	565	Provident Life & Accident Ins Co	TN	0	88	3	0	0.00	100.00
			** STATE TOTAL**		43	539	2,119,541	83,483	100.00	100.00

CAUTION: The information contained on this page is unaudited and not a complete analysis nor is it an expression of opinion on any insurer. This page may contain inadvertent errors.

**2022 LONG-TERM CARE INSURANCE EXPERIENCE REPORTING FORM 5
EXTENDED BENEFITS POLICIES - MARKET SHARE - TOP TEN COMPANIES
BY ACTUAL EARNED PREMIUMS**

PUERTO RICO

Rank	Company Code	Group Code	Company Name	State of Domicile	NBR of New Lives Insured	NBR of Lives In Force Year End	Earned Premiums	Incurred Claims	Market Share Percentage	Cummulative Market Share
1	65676	20	Lincoln Natl Life Ins Co	IN	16	200	443,030	0	99.35	99.35
2	65935	435	Massachusetts Mut Life Ins Co	MA	25	311	2,916	0	0.65	100.00
			** STATE TOTAL **		41	511	445,946	0	100.00	100.00

CAUTION: The information contained on this page is unaudited and not a complete analysis nor is it an expression of opinion on any insurer. This page may contain inadvertent errors.

**2022 LONG-TERM CARE INSURANCE EXPERIENCE REPORTING FORM 5
EXTENDED BENEFITS POLICIES - MARKET SHARE - TOP TEN COMPANIES
BY ACTUAL EARNED PREMIUMS**

U.S. VIRGIN ISLANDS

Rank	Company Code	Group Code	Company Name	State of Domicile	NBR of New Lives Insured	NBR of Lives In Force Year End	Earned Premiums	Incurred Claims	Market Share Percentage	Cummulative Market Share
1	65676	20	Lincoln Natl Life Ins Co	IN	2	11	29,349	0	100.00	100.00
			** STATE TOTAL **		2	11	29,349	0	100.00	100.00

CAUTION: The information contained on this page is unaudited and not a complete analysis nor is it an expression of opinion on any insurer. This page may contain inadvertent errors.

2022 Long-Term Care Insurance Experience Reporting - Form 5
ACCELERATION ONLY - DIRECT STATE REPORTING (\$000 OMITTED)
By State and U. S. Territory Totals

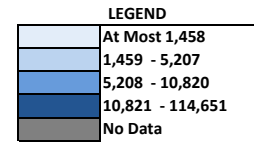
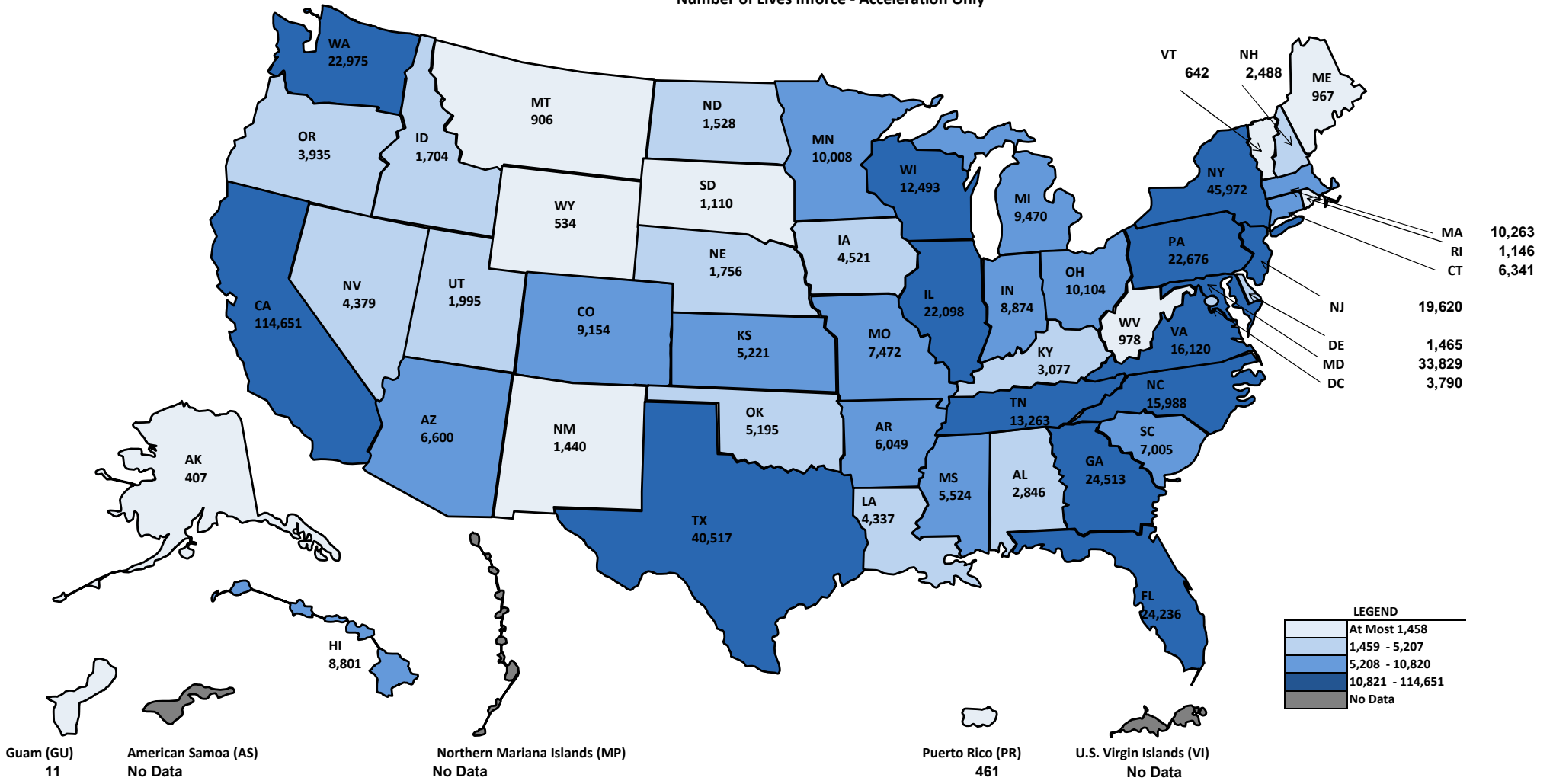
State Name	Earned Premium	Lives In Force Count End of Year	State Name	Earned Premium	Lives In Force Count End of Year
Alaska	110,910	407	Alabama	101,725	2,846
Arkansas	29,727	6,049	American Samoa	0	0
Arizona	106,450	6,600	California	1,444,388	114,651
Colorado	176,550	9,154	Connecticut	185,702	6,341
District Of Columbia	11,998	3,790	Delaware	31,565	1,465
Florida	322,114	24,236	Georgia	215,529	24,513
Guam	0	11	Hawaii	126,800	8,801
Iowa	30,979	4,521	Idaho	58,161	1,704
Illinois	274,374	22,098	Indiana	127,828	8,874
Kansas	29,731	5,221	Kentucky	50,198	3,077
Louisiana	55,630	4,337	Massachusetts	230,834	10,263
Maryland	424,638	33,829	Maine	30,319	967
Michigan	133,417	9,470	Minnesota	92,309	10,008
Missouri	143,921	7,472	Northern Mariana Islands	0	0
Mississippi	17,296	5,524	Montana	25,665	906
North Carolina	194,377	15,988	North Dakota	24,660	1,528
Nebraska	31,783	1,756	New Hampshire	92,101	2,488
New Jersey	266,704	19,620	New Mexico	12,297	1,440
Nevada	16,929	4,379	New York	544,119	45,972
Ohio	301,839	10,104	Oklahoma	28,160	5,195
Oregon	204,571	3,935	Pennsylvania	373,623	22,676
Puerto Rico	20,453	461	Rhode Island	31,408	1,146
South Carolina	218,286	7,005	South Dakota	9,790	1,110
Tennessee	102,979	13,263	Texas	711,136	40,517
Utah	56,535	1,995	Virginia	463,878	16,120
U.S. Virgin Islands	0	0	Vermont	13,124	642
Washington	1,915,549	22,975	Wisconsin	243,496	12,493
West Virginia	9,563	978	Wyoming	11,136	534
Total All States & Terr.	10,487,254	591,455			

National Association of Insurance Commissioners

2022 Long-Term Care Insurance Experience Reporting - Form 5

By State and U.S. Territory Totals

Number of Lives Inforce - Acceleration Only



Minimum	1st Quartile	2nd Quartile	3rd Quartile	Maximum
11	1,459	5,208	10,821	114,651

**2022 LONG-TERM CARE INSURANCE EXPERIENCE REPORTING FORM 5
ACCELERATION ONLY - MARKET SHARE - TOP TEN COMPANIES
BY ACTUAL EARNED PREMIUMS**

ALABAMA

Rank	Company Code	Group Code	Company Name	State of Domicile	NBR of New Lives Insured	NBR of Lives In Force Year End	Earned Premiums	Incurred Claims	Market Share Percentage	Cummulative Market Share
1	91596	826	New York Life Ins & Ann Corp	DE	1	1	55,727	0	54.78	54.78
2	65676	20	Lincoln Natl Life Ins Co	IN	1	29	35,255	0	34.66	89.44
3	65935	435	Massachusetts Mut Life Ins Co	MA	18	202	8,639	0	8.49	97.93
4	67652	20	First Penn Pacific Life Ins Co	IN	2	5	1,432	0	1.41	99.34
5	67091	860	Northwestern Mut Life Ins Co	WI	184	565	262	14	0.26	99.60
6	62553	50	Country Life Ins Co	IL	0	0	256	0	0.25	99.85
7	65005	4	RiverSource Life Ins Co	MN	13	203	76	0	0.07	99.92
8	65838	904	John Hancock Life Ins Co USA	MI	33	554	49	16	0.05	99.97
9	87726	4932	Brighthouse Life Ins Co	DE	14	51	14	0	0.01	99.99
10	86231	468	Transamerica Life Ins Co	IA	128	1,118	8	0	0.01	99.99
			** STATE TOTAL **		394	2,846	101,725	30	100.00	100.00

CAUTION: The information contained on this page is unaudited and not a complete analysis nor is it an expression of opinion on any insurer. This page may contain inadvertent errors.

**2022 LONG-TERM CARE INSURANCE EXPERIENCE REPORTING FORM 5
ACCELERATION ONLY - MARKET SHARE - TOP TEN COMPANIES
BY ACTUAL EARNED PREMIUMS**

ALASKA

Rank	Company Code	Group Code	Company Name	State of Domicile	NBR of New Lives Insured	NBR of Lives In Force Year End	Earned Premiums	Incurred Claims	Market Share Percentage	Cummulative Market Share
1	91596	826	New York Life Ins & Ann Corp	DE	1	1	100,000	0	90.16	90.16
2	65676	20	Lincoln Natl Life Ins Co	IN	0	7	10,831	0	9.77	99.93
3	65005	4	RiverSource Life Ins Co	MN	2	66	26	0	0.02	99.95
4	62553	50	Country Life Ins Co	IL	0	0	24	0	0.02	99.97
4	67091	860	Northwestern Mut Life Ins Co	WI	17	58	24	2	0.02	100.00
6	65838	904	John Hancock Life Ins Co USA	MI	4	89	4	0	0.00	100.00
7	86231	468	Transamerica Life Ins Co	IA	18	165	1	0	0.00	100.00
8	90611	761	Allianz Life Ins Co Of N Amer	MN	0	3	0	0	0.00	100.00
8	87726	4932	Brighthouse Life Ins Co	DE	2	2	0	0	0.00	100.00
8	65935	435	Massachusetts Mut Life Ins Co	MA	0	16	0	0	0.00	100.00
			** STATE TOTAL **		44	407	110,910	2	100.00	100.00

CAUTION: The information contained on this page is unaudited and not a complete analysis nor is it an expression of opinion on any insurer. This page may contain inadvertent errors.

**2022 LONG-TERM CARE INSURANCE EXPERIENCE REPORTING FORM 5
ACCELERATION ONLY - MARKET SHARE - TOP TEN COMPANIES
BY ACTUAL EARNED PREMIUMS**

ARIZONA

Rank	Company Code	Group Code	Company Name	State of Domicile	NBR of New Lives Insured	NBR of Lives In Force Year End	Earned Premiums	Incurred Claims	Market Share Percentage	Cummulative Market Share
1	91596	826	New York Life Ins & Ann Corp	DE	2	2	44,033	0	41.36	41.36
2	65676	20	Lincoln Natl Life Ins Co	IN	1	31	35,294	11,225	33.16	74.52
3	65935	435	Massachusetts Mut Life Ins Co	MA	46	411	20,474	0	19.23	93.75
4	67652	20	First Penn Pacific Life Ins Co	IN	8	21	5,475	44,027	5.14	98.90
5	65838	904	John Hancock Life Ins Co USA	MI	53	1,496	452	343	0.42	99.32
6	67091	860	Northwestern Mut Life Ins Co	WI	168	653	287	15	0.27	99.59
7	62553	50	Country Life Ins Co	IL	0	0	213	0	0.20	99.79
8	65005	4	RiverSource Life Ins Co	MN	56	611	176	252	0.17	99.96
9	87726	4932	Brighthouse Life Ins Co	DE	16	67	21	0	0.02	99.98
10	86231	468	Transamerica Life Ins Co	IA	244	3,194	18	45	0.02	99.99
			** STATE TOTAL **		603	6,600	106,450	55,907	100.00	100.00

CAUTION: The information contained on this page is unaudited and not a complete analysis nor is it an expression of opinion on any insurer. This page may contain inadvertent errors.

**2022 LONG-TERM CARE INSURANCE EXPERIENCE REPORTING FORM 5
ACCELERATION ONLY - MARKET SHARE - TOP TEN COMPANIES
BY ACTUAL EARNED PREMIUMS**

ARKANSAS

Rank	Company Code	Group Code	Company Name	State of Domicile	NBR of New Lives Insured	NBR of Lives In Force Year End	Earned Premiums	Incurred Claims	Market Share Percentage	Cummulative Market Share
1	65676	20	Lincoln Natl Life Ins Co	IN	0	16	18,463	0	62.11	62.11
2	65935	435	Massachusetts Mut Life Ins Co	MA	18	87	6,200	0	20.86	82.96
3	91596	826	New York Life Ins & Ann Corp	DE	0	0	3,844	28,315	12.93	95.90
4	67652	20	First Penn Pacific Life Ins Co	IN	0	3	769	0	2.59	98.48
5	65838	904	John Hancock Life Ins Co USA	MI	10	296	258	1	0.87	99.35
6	67091	860	Northwestern Mut Life Ins Co	WI	67	272	114	7	0.38	99.73
7	65005	4	RiverSource Life Ins Co	MN	35	292	63	0	0.21	99.95
8	87726	4932	Brighthouse Life Ins Co	DE	9	44	13	0	0.04	99.99
9	86231	468	Transamerica Life Ins Co	IA	32	5,023	2	0	0.01	100.00
10	62049	565	Colonial Life & Accident Ins Co	SC	0	10	1	0	0.00	100.00
			** STATE TOTAL **		171	6,049	29,727	28,323	100.00	100.00

CAUTION: The information contained on this page is unaudited and not a complete analysis nor is it an expression of opinion on any insurer. This page may contain inadvertent errors.

**2022 LONG-TERM CARE INSURANCE EXPERIENCE REPORTING FORM 5
ACCELERATION ONLY - MARKET SHARE - TOP TEN COMPANIES
BY ACTUAL EARNED PREMIUMS**

CALIFORNIA

Rank	Company Code	Group Code	Company Name	State of Domicile	NBR of New Lives Insured	NBR of Lives In Force Year End	Earned Premiums	Incurred Claims	Market Share Percentage	Cummulative Market Share
1	91596	826	New York Life Ins & Ann Corp	DE	39	38	766,239	117,798	53.05	53.05
2	65676	20	Lincoln Natl Life Ins Co	IN	7	381	378,226	173,990	26.19	79.24
3	65935	435	Massachusetts Mut Life Ins Co	MA	383	4,274	163,957	77	11.35	90.59
4	67652	20	First Penn Pacific Life Ins Co	IN	41	449	123,684	219,315	8.56	99.15
5	65838	904	John Hancock Life Ins Co USA	MI	794	14,198	7,436	1,774	0.51	99.66
6	65005	4	RiverSource Life Ins Co	MN	412	4,275	1,839	73	0.13	99.79
7	86231	468	Transamerica Life Ins Co	IA	7,558	87,341	1,668	1,516	0.12	99.91
8	67091	860	Northwestern Mut Life Ins Co	WI	1,154	2,471	1,050	42	0.07	99.98
9	62049	565	Colonial Life & Accident Ins Co	SC	0	919	139	0	0.01	99.99
10	56030	0	Catholic Financial Life	WI	0	0	134	0	0.01	100.00
			** STATE TOTAL **		10,388	114,651	1,444,388	514,585	100.00	100.00

CAUTION: The information contained on this page is unaudited and not a complete analysis nor is it an expression of opinion on any insurer. This page may contain inadvertent errors.

**2022 LONG-TERM CARE INSURANCE EXPERIENCE REPORTING FORM 5
ACCELERATION ONLY - MARKET SHARE - TOP TEN COMPANIES
BY ACTUAL EARNED PREMIUMS**

COLORADO

Rank	Company Code	Group Code	Company Name	State of Domicile	NBR of New Lives Insured	NBR of Lives In Force Year End	Earned Premiums	Incurred Claims	Market Share Percentage	Cummulative Market Share
1	65676	20	Lincoln Natl Life Ins Co	IN	1	46	82,561	91,194	46.76	46.76
2	91596	826	New York Life Ins & Ann Corp	DE	1	1	52,878	11,724	29.95	76.71
3	65935	435	Massachusetts Mut Life Ins Co	MA	72	767	32,681	0	18.51	95.23
4	67652	20	First Penn Pacific Life Ins Co	IN	7	29	4,065	11,468	2.30	97.53
5	56014	0	Thrivent Financial For Lutherans	WI	1	1	2,149	0	1.22	98.74
6	67091	860	Northwestern Mut Life Ins Co	WI	720	3,107	1,312	80	0.74	99.49
7	65005	4	RiverSource Life Ins Co	MN	52	739	376	0	0.21	99.70
8	65838	904	John Hancock Life Ins Co USA	MI	78	2,154	270	75	0.15	99.85
9	62553	50	Country Life Ins Co	IL	0	0	218	0	0.12	99.98
10	87726	4932	BrightHouse Life Ins Co	DE	17	62	21	0	0.01	99.99
			** STATE TOTAL **		1,187	9,154	176,550	114,553	100.00	100.00

CAUTION: The information contained on this page is unaudited and not a complete analysis nor is it an expression of opinion on any insurer. This page may contain inadvertent errors.

**2022 LONG-TERM CARE INSURANCE EXPERIENCE REPORTING FORM 5
ACCELERATION ONLY - MARKET SHARE - TOP TEN COMPANIES
BY ACTUAL EARNED PREMIUMS**

CONNECTICUT

Rank	Company Code	Group Code	Company Name	State of Domicile	NBR of New Lives Insured	NBR of Lives In Force Year End	Earned Premiums	Incurred Claims	Market Share Percentage	Cummulative Market Share
1	65676	20	Lincoln Natl Life Ins Co	IN	0	86	109,788	18,237	59.12	59.12
2	91596	826	New York Life Ins & Ann Corp	DE	2	2	48,187	41,923	25.95	85.07
3	65935	435	Massachusetts Mut Life Ins Co	MA	66	864	24,385	0	13.13	98.20
4	67652	20	First Penn Pacific Life Ins Co	IN	0	24	1,952	0	1.05	99.25
5	67091	860	Northwestern Mut Life Ins Co	WI	328	1,504	742	46	0.40	99.65
6	65838	904	John Hancock Life Ins Co USA	MI	50	1,415	345	56	0.19	99.84
7	65005	4	RiverSource Life Ins Co	MN	54	760	270	59	0.15	99.98
8	87726	4932	Brighthouse Life Ins Co	DE	15	68	17	0	0.01	99.99
9	86231	468	Transamerica Life Ins Co	IA	137	1,541	13	0	0.01	100.00
10	62049	565	Colonial Life & Accident Ins Co	SC	0	30	3	0	0.00	100.00
			** STATE TOTAL **		652	6,341	185,702	60,321	100.00	100.00

CAUTION: The information contained on this page is unaudited and not a complete analysis nor is it an expression of opinion on any insurer. This page may contain inadvertent errors.

**2022 LONG-TERM CARE INSURANCE EXPERIENCE REPORTING FORM 5
ACCELERATION ONLY - MARKET SHARE - TOP TEN COMPANIES
BY ACTUAL EARNED PREMIUMS**

DELAWARE

Rank	Company Code	Group Code	Company Name	State of Domicile	NBR of New Lives Insured	NBR of Lives In Force Year End	Earned Premiums	Incurred Claims	Market Share Percentage	Cummulative Market Share
1	65676	20	Lincoln Natl Life Ins Co	IN	0	12	21,362	0	67.68	67.68
2	65935	435	Massachusetts Mut Life Ins Co	MA	16	178	5,433	0	17.21	84.89
3	67652	20	First Penn Pacific Life Ins Co	IN	0	12	4,461	0	14.13	99.02
4	65838	904	John Hancock Life Ins Co USA	MI	5	267	176	25	0.56	99.58
5	65005	4	RiverSource Life Ins Co	MN	9	229	69	0	0.22	99.80
6	67091	860	Northwestern Mut Life Ins Co	WI	37	126	53	3	0.17	99.97
7	86231	468	Transamerica Life Ins Co	IA	63	614	6	0	0.02	99.98
8	87726	4932	Brighthouse Life Ins Co	DE	3	11	4	0	0.01	100.00
9	62049	565	Colonial Life & Accident Ins Co	SC	0	8	1	0	0.00	100.00
10	90611	761	Allianz Life Ins Co Of N Amer	MN	0	8	0	0	0.00	100.00
			** STATE TOTAL **		133	1,465	31,565	28	100.00	100.00

CAUTION: The information contained on this page is unaudited and not a complete analysis nor is it an expression of opinion on any insurer. This page may contain inadvertent errors.

**2022 LONG-TERM CARE INSURANCE EXPERIENCE REPORTING FORM 5
ACCELERATION ONLY - MARKET SHARE - TOP TEN COMPANIES
BY ACTUAL EARNED PREMIUMS**

DISTRICT OF COLUMBIA

Rank	Company Code	Group Code	Company Name	State of Domicile	NBR of New Lives Insured	NBR of Lives In Force Year End	Earned Premiums	Incurred Claims	Market Share Percentage	Cummulative Market Share
1	65676	20	Lincoln Natl Life Ins Co	IN	0	7	8,435	0	70.30	70.30
2	65935	435	Massachusetts Mut Life Ins Co	MA	7	94	3,019	0	25.16	95.47
3	67652	20	First Penn Pacific Life Ins Co	IN	0	1	191	0	1.59	97.06
4	67091	860	Northwestern Mut Life Ins Co	WI	131	444	174	12	1.45	98.51
5	65838	904	John Hancock Life Ins Co USA	MI	2	112	145	0	1.21	99.72
6	65005	4	RiverSource Life Ins Co	MN	5	102	29	35	0.24	99.96
7	86231	468	Transamerica Life Ins Co	IA	45	3,018	4	0	0.03	99.99
8	87726	4932	Brighthouse Life Ins Co	DE	0	6	1	0	0.01	100.00
9	62049	565	Colonial Life & Accident Ins Co	SC	0	1	0	0	0.00	100.00
9	90611	761	Allianz Life Ins Co Of N Amer	MN	0	5	0	3	0.00	100.00
			** STATE TOTAL **		190	3,790	11,998	50	100.00	100.00

CAUTION: The information contained on this page is unaudited and not a complete analysis nor is it an expression of opinion on any insurer. This page may contain inadvertent errors.

**2022 LONG-TERM CARE INSURANCE EXPERIENCE REPORTING FORM 5
ACCELERATION ONLY - MARKET SHARE - TOP TEN COMPANIES
BY ACTUAL EARNED PREMIUMS**

FLORIDA

Rank	Company Code	Group Code	Company Name	State of Domicile	NBR of New Lives Insured	NBR of Lives In Force Year End	Earned Premiums	Incurred Claims	Market Share Percentage	Cummulative Market Share
1	65676	20	Lincoln Natl Life Ins Co	IN	3	136	180,262	60,525	55.96	55.96
2	65935	435	Massachusetts Mut Life Ins Co	MA	181	1,669	85,207	0	26.45	82.41
3	91596	826	New York Life Ins & Ann Corp	DE	0	0	26,071	35,975	8.09	90.51
4	56014	0	Thrivent Financial For Lutherans	WI	2	2	20,255	0	6.29	96.80
5	67652	20	First Penn Pacific Life Ins Co	IN	13	46	4,160	0	1.29	98.09
6	67091	860	Northwestern Mut Life Ins Co	WI	1,035	4,013	1,847	191	0.57	98.66
7	65838	904	John Hancock Life Ins Co USA	MI	215	5,073	1,690	477	0.52	99.19
8	65005	4	RiverSource Life Ins Co	MN	215	2,201	1,421	0	0.44	99.63
9	56030	0	Catholic Financial Life	WI	0	0	625	0	0.19	99.82
10	86231	468	Transamerica Life Ins Co	IA	1,271	10,243	276	11	0.09	99.91
			** STATE TOTAL **		3,063	24,236	322,114	97,683	100.00	100.00

CAUTION: The information contained on this page is unaudited and not a complete analysis nor is it an expression of opinion on any insurer. This page may contain inadvertent errors.

**2022 LONG-TERM CARE INSURANCE EXPERIENCE REPORTING FORM 5
ACCELERATION ONLY - MARKET SHARE - TOP TEN COMPANIES
BY ACTUAL EARNED PREMIUMS**

GEORGIA

Rank	Company Code	Group Code	Company Name	State of Domicile	NBR of New Lives Insured	NBR of Lives In Force Year End	Earned Premiums	Incurred Claims	Market Share Percentage	Cummulative Market Share
1	91596	826	New York Life Ins & Ann Corp	DE	3	3	143,144	0	66.42	66.42
2	65676	20	Lincoln Natl Life Ins Co	IN	1	39	37,978	9,886	17.62	84.04
3	65935	435	Massachusetts Mut Life Ins Co	MA	99	1,364	30,879	0	14.33	98.36
4	67652	20	First Penn Pacific Life Ins Co	IN	0	16	1,621	0	0.75	99.12
5	67091	860	Northwestern Mut Life Ins Co	WI	687	2,356	1,061	59	0.49	99.61
6	65838	904	John Hancock Life Ins Co USA	MI	101	2,119	369	252	0.17	99.78
7	62553	50	Country Life Ins Co	IL	0	0	184	0	0.09	99.86
8	65005	4	RiverSource Life Ins Co	MN	74	611	141	94	0.07	99.93
9	86231	468	Transamerica Life Ins Co	IA	1,253	17,648	105	32	0.05	99.98
10	87726	4932	BrightHouse Life Ins Co	DE	30	109	31	0	0.01	99.99
			** STATE TOTAL **		2,248	24,513	215,529	10,330	100.00	100.00

CAUTION: The information contained on this page is unaudited and not a complete analysis nor is it an expression of opinion on any insurer. This page may contain inadvertent errors.

**2022 LONG-TERM CARE INSURANCE EXPERIENCE REPORTING FORM 5
ACCELERATION ONLY - MARKET SHARE - TOP TEN COMPANIES
BY ACTUAL EARNED PREMIUMS**

HAWAII

Rank	Company Code	Group Code	Company Name	State of Domicile	NBR of New Lives Insured	NBR of Lives In Force Year End	Earned Premiums	Incurred Claims	Market Share Percentage	Cummulative Market Share
1	65676	20	Lincoln Natl Life Ins Co	IN	0	41	91,776	7,562	72.38	72.38
2	91596	826	New York Life Ins & Ann Corp	DE	2	2	24,213	17,632	19.10	91.47
3	67652	20	First Penn Pacific Life Ins Co	IN	2	15	4,768	3,191	3.76	95.23
4	65935	435	Massachusetts Mut Life Ins Co	MA	21	289	4,106	0	3.24	98.47
5	65838	904	John Hancock Life Ins Co USA	MI	73	3,266	1,267	340	1.00	99.47
6	65005	4	RiverSource Life Ins Co	MN	85	949	452	0	0.36	99.83
7	67091	860	Northwestern Mut Life Ins Co	WI	141	557	172	12	0.14	99.96
8	86231	468	Transamerica Life Ins Co	IA	601	3,610	40	0	0.03	100.00
9	87726	4932	Brighthouse Life Ins Co	DE	4	11	5	0	0.00	100.00
10	62049	565	Colonial Life & Accident Ins Co	SC	0	8	1	0	0.00	100.00
			** STATE TOTAL **		929	8,801	126,800	28,737	100.00	100.00

CAUTION: The information contained on this page is unaudited and not a complete analysis nor is it an expression of opinion on any insurer. This page may contain inadvertent errors.

**2022 LONG-TERM CARE INSURANCE EXPERIENCE REPORTING FORM 5
ACCELERATION ONLY - MARKET SHARE - TOP TEN COMPANIES
BY ACTUAL EARNED PREMIUMS**

IDAHO

Rank	Company Code	Group Code	Company Name	State of Domicile	NBR of New Lives Insured	NBR of Lives In Force Year End	Earned Premiums	Incurred Claims	Market Share Percentage	Cummulative Market Share
1	91596	826	New York Life Ins & Ann Corp	DE	1	1	31,390	0	53.97	53.97
2	65676	20	Lincoln Natl Life Ins Co	IN	1	15	23,487	0	40.38	94.35
3	65935	435	Massachusetts Mut Life Ins Co	MA	4	112	2,118	0	3.64	98.00
4	67652	20	First Penn Pacific Life Ins Co	IN	0	7	799	0	1.37	99.37
5	67091	860	Northwestern Mut Life Ins Co	WI	111	742	276	18	0.47	99.84
6	65838	904	John Hancock Life Ins Co USA	MI	16	542	49	86	0.08	99.93
7	65005	4	RiverSource Life Ins Co	MN	14	97	32	0	0.06	99.98
8	62553	50	Country Life Ins Co	IL	0	0	7	0	0.01	99.99
9	87726	4932	Brighthouse Life Ins Co	DE	3	7	2	0	0.00	100.00
10	86231	468	Transamerica Life Ins Co	IA	19	177	1	0	0.00	100.00
			** STATE TOTAL **		169	1,704	58,161	104	100.00	100.00

CAUTION: The information contained on this page is unaudited and not a complete analysis nor is it an expression of opinion on any insurer. This page may contain inadvertent errors.

**2022 LONG-TERM CARE INSURANCE EXPERIENCE REPORTING FORM 5
ACCELERATION ONLY - MARKET SHARE - TOP TEN COMPANIES
BY ACTUAL EARNED PREMIUMS**

ILLINOIS

Rank	Company Code	Group Code	Company Name	State of Domicile	NBR of New Lives Insured	NBR of Lives In Force Year End	Earned Premiums	Incurred Claims	Market Share Percentage	Cummulative Market Share
1	65676	20	Lincoln Natl Life Ins Co	IN	0	114	152,303	17,858	55.51	55.51
2	65935	435	Massachusetts Mut Life Ins Co	MA	139	1,882	39,103	0	14.25	69.76
3	56014	0	Thrivent Financial For Lutherans	WI	1	1	27,736	0	10.11	79.87
4	67652	20	First Penn Pacific Life Ins Co	IN	12	230	26,216	9,893	9.55	89.42
5	91596	826	New York Life Ins & Ann Corp	DE	1	1	14,307	17,994	5.21	94.64
6	70769	213	Erie Family Life Ins Co	PA	17	97	9,613	0	3.50	98.14
7	67091	860	Northwestern Mut Life Ins Co	WI	1,672	7,332	2,768	177	1.01	99.15
8	65838	904	John Hancock Life Ins Co USA	MI	177	4,643	982	494	0.36	99.51
9	62553	50	Country Life Ins Co	IL	0	0	746	38	0.27	99.78
10	65005	4	RiverSource Life Ins Co	MN	166	1,674	455	267	0.17	99.95
			** STATE TOTAL **		3,046	22,098	274,374	46,894	100.00	100.00

CAUTION: The information contained on this page is unaudited and not a complete analysis nor is it an expression of opinion on any insurer. This page may contain inadvertent errors.

**2022 LONG-TERM CARE INSURANCE EXPERIENCE REPORTING FORM 5
ACCELERATION ONLY - MARKET SHARE - TOP TEN COMPANIES
BY ACTUAL EARNED PREMIUMS**

INDIANA

Rank	Company Code	Group Code	Company Name	State of Domicile	NBR of New Lives Insured	NBR of Lives In Force Year End	Earned Premiums	Incurred Claims	Market Share Percentage	Cummulative Market Share
1	65676	20	Lincoln Natl Life Ins Co	IN	0	67	77,170	41,364	60.37	60.37
2	65935	435	Massachusetts Mut Life Ins Co	MA	45	743	18,107	0	14.17	74.54
3	70769	213	Erie Family Life Ins Co	PA	28	127	17,140	0	13.41	87.94
4	67652	20	First Penn Pacific Life Ins Co	IN	4	42	7,494	0	5.86	93.81
5	91596	826	New York Life Ins & Ann Corp	DE	0	0	6,166	0	4.82	98.63
6	67091	860	Northwestern Mut Life Ins Co	WI	641	2,501	868	49	0.68	99.31
7	65838	904	John Hancock Life Ins Co USA	MI	47	2,133	606	107	0.47	99.78
8	65005	4	RiverSource Life Ins Co	MN	59	690	235	165	0.18	99.97
9	86231	468	Transamerica Life Ins Co	IA	178	2,421	14	0	0.01	99.98
10	87726	4932	BrightHouse Life Ins Co	DE	8	37	12	0	0.01	99.99
			** STATE TOTAL **		1,030	8,874	127,828	41,685	100.00	100.00

CAUTION: The information contained on this page is unaudited and not a complete analysis nor is it an expression of opinion on any insurer. This page may contain inadvertent errors.

**2022 LONG-TERM CARE INSURANCE EXPERIENCE REPORTING FORM 5
ACCELERATION ONLY - MARKET SHARE - TOP TEN COMPANIES
BY ACTUAL EARNED PREMIUMS**

IOWA

Rank	Company Code	Group Code	Company Name	State of Domicile	NBR of New Lives Insured	NBR of Lives In Force Year End	Earned Premiums	Incurred Claims	Market Share Percentage	Cummulative Market Share
1	65676	20	Lincoln Natl Life Ins Co	IN	3	29	14,184	14,128	45.79	45.79
2	91596	826	New York Life Ins & Ann Corp	DE	0	0	9,489	94,634	30.63	76.42
3	65935	435	Massachusetts Mut Life Ins Co	MA	25	243	5,302	0	17.11	93.53
4	67652	20	First Penn Pacific Life Ins Co	IN	2	8	846	22,000	2.73	96.26
5	67091	860	Northwestern Mut Life Ins Co	WI	268	1,113	386	22	1.25	97.51
6	56030	0	Catholic Financial Life	WI	0	0	250	0	0.81	98.31
7	65838	904	John Hancock Life Ins Co USA	MI	41	1,188	219	127	0.71	99.02
8	65005	4	RiverSource Life Ins Co	MN	70	686	172	0	0.56	99.58
9	62553	50	Country Life Ins Co	IL	0	0	113	0	0.36	99.94
10	86231	468	Transamerica Life Ins Co	IA	63	1,165	6	18	0.02	99.96
			** STATE TOTAL **		482	4,521	30,979	131,075	100.00	100.00

CAUTION: The information contained on this page is unaudited and not a complete analysis nor is it an expression of opinion on any insurer. This page may contain inadvertent errors.

**2022 LONG-TERM CARE INSURANCE EXPERIENCE REPORTING FORM 5
ACCELERATION ONLY - MARKET SHARE - TOP TEN COMPANIES
BY ACTUAL EARNED PREMIUMS**

KANSAS

Rank	Company Code	Group Code	Company Name	State of Domicile	NBR of New Lives Insured	NBR of Lives In Force Year End	Earned Premiums	Incurred Claims	Market Share Percentage	Cummulative Market Share
1	65676	20	Lincoln Natl Life Ins Co	IN	0	25	19,872	0	66.84	66.84
2	65935	435	Massachusetts Mut Life Ins Co	MA	22	241	6,472	0	21.77	88.61
3	91596	826	New York Life Ins & Ann Corp	DE	2	0	2,740	56,137	9.22	97.82
4	67091	860	Northwestern Mut Life Ins Co	WI	113	610	289	17	0.97	98.80
5	65005	4	RiverSource Life Ins Co	MN	47	563	177	0	0.60	99.39
6	67652	20	First Penn Pacific Life Ins Co	IN	0	4	75	0	0.25	99.64
7	62553	50	Country Life Ins Co	IL	0	0	48	0	0.16	99.80
8	65838	904	John Hancock Life Ins Co USA	MI	32	1,085	47	42	0.16	99.96
9	87726	4932	Brighthouse Life Ins Co	DE	2	17	5	0	0.02	99.98
10	86231	468	Transamerica Life Ins Co	IA	62	509	4	0	0.01	99.99
			** STATE TOTAL **		280	5,221	29,731	56,196	100.00	100.00

CAUTION: The information contained on this page is unaudited and not a complete analysis nor is it an expression of opinion on any insurer. This page may contain inadvertent errors.

**2022 LONG-TERM CARE INSURANCE EXPERIENCE REPORTING FORM 5
ACCELERATION ONLY - MARKET SHARE - TOP TEN COMPANIES
BY ACTUAL EARNED PREMIUMS**

KENTUCKY

Rank	Company Code	Group Code	Company Name	State of Domicile	NBR of New Lives Insured	NBR of Lives In Force Year End	Earned Premiums	Incurred Claims	Market Share Percentage	Cummulative Market Share
1	65676	20	Lincoln Natl Life Ins Co	IN	0	35	41,456	0	82.58	82.58
2	70769	213	Erie Family Life Ins Co	PA	13	49	3,882	0	7.73	90.32
3	67652	20	First Penn Pacific Life Ins Co	IN	1	11	3,348	31,597	6.67	96.99
4	65935	435	Massachusetts Mut Life Ins Co	MA	9	163	1,047	0	2.09	99.07
5	67091	860	Northwestern Mut Life Ins Co	WI	169	690	262	17	0.52	99.60
6	65838	904	John Hancock Life Ins Co USA	MI	17	747	88	221	0.18	99.77
7	65005	4	RiverSource Life Ins Co	MN	37	273	83	133	0.17	99.94
8	86231	468	Transamerica Life Ins Co	IA	154	942	14	0	0.03	99.96
9	87726	4932	Brighthouse Life Ins Co	DE	7	33	11	0	0.02	99.99
10	62049	565	Colonial Life & Accident Ins Co	SC	0	125	7	0	0.01	100.00
			** STATE TOTAL **		407	3,077	50,198	31,968	100.00	100.00

CAUTION: The information contained on this page is unaudited and not a complete analysis nor is it an expression of opinion on any insurer. This page may contain inadvertent errors.

**2022 LONG-TERM CARE INSURANCE EXPERIENCE REPORTING FORM 5
ACCELERATION ONLY - MARKET SHARE - TOP TEN COMPANIES
BY ACTUAL EARNED PREMIUMS**

LOUISIANA

Rank	Company Code	Group Code	Company Name	State of Domicile	NBR of New Lives Insured	NBR of Lives In Force Year End	Earned Premiums	Incurred Claims	Market Share Percentage	Cummulative Market Share
1	91596	826	New York Life Ins & Ann Corp	DE	1	1	31,545	9,875	56.71	56.71
2	65676	20	Lincoln Natl Life Ins Co	IN	0	13	18,956	23,440	34.08	90.78
3	65935	435	Massachusetts Mut Life Ins Co	MA	10	151	3,757	0	6.75	97.53
4	67652	20	First Penn Pacific Life Ins Co	IN	0	6	876	0	1.57	99.11
5	67091	860	Northwestern Mut Life Ins Co	WI	198	695	253	15	0.45	99.56
6	65005	4	RiverSource Life Ins Co	MN	41	355	100	67	0.18	99.74
7	65838	904	John Hancock Life Ins Co USA	MI	12	389	99	138	0.18	99.92
8	62049	565	Colonial Life & Accident Ins Co	SC	0	297	19	0	0.03	99.96
9	87726	4932	Brighthouse Life Ins Co	DE	11	43	14	0	0.03	99.98
10	86231	468	Transamerica Life Ins Co	IA	142	2,368	11	51	0.02	100.00
			** STATE TOTAL **		415	4,337	55,630	33,586	100.00	100.00

CAUTION: The information contained on this page is unaudited and not a complete analysis nor is it an expression of opinion on any insurer. This page may contain inadvertent errors.

**2022 LONG-TERM CARE INSURANCE EXPERIENCE REPORTING FORM 5
ACCELERATION ONLY - MARKET SHARE - TOP TEN COMPANIES
BY ACTUAL EARNED PREMIUMS**

MAINE

Rank	Company Code	Group Code	Company Name	State of Domicile	NBR of New Lives Insured	NBR of Lives In Force Year End	Earned Premiums	Incurred Claims	Market Share Percentage	Cummulative Market Share
1	65676	20	Lincoln Natl Life Ins Co	IN	(1)	19	29,146	0	96.13	96.13
2	65935	435	Massachusetts Mut Life Ins Co	MA	4	92	958	0	3.16	99.29
3	65005	4	RiverSource Life Ins Co	MN	38	298	97	0	0.32	99.61
4	67091	860	Northwestern Mut Life Ins Co	WI	42	167	59	4	0.19	99.81
5	65838	904	John Hancock Life Ins Co USA	MI	9	278	50	19	0.16	99.97
6	87726	4932	Brighthouse Life Ins Co	DE	11	16	7	0	0.02	99.99
7	86231	468	Transamerica Life Ins Co	IA	20	79	2	0	0.01	100.00
8	62049	565	Colonial Life & Accident Ins Co	SC	0	4	0	0	0.00	100.00
8	63312	435	MassMutual Ascend Life Ins Co	OH	0	5	0	0	0.00	100.00
8	90611	761	Allianz Life Ins Co Of N Amer	MN	0	9	0	0	0.00	100.00
			** STATE TOTAL **		123	967	30,319	23	100.00	100.00

CAUTION: The information contained on this page is unaudited and not a complete analysis nor is it an expression of opinion on any insurer. This page may contain inadvertent errors.

**2022 LONG-TERM CARE INSURANCE EXPERIENCE REPORTING FORM 5
ACCELERATION ONLY - MARKET SHARE - TOP TEN COMPANIES
BY ACTUAL EARNED PREMIUMS**

MARYLAND

Rank	Company Code	Group Code	Company Name	State of Domicile	NBR of New Lives Insured	NBR of Lives In Force Year End	Earned Premiums	Incurred Claims	Market Share Percentage	Cummulative Market Share
1	91596	826	New York Life Ins & Ann Corp	DE	3	3	263,324	11,823	62.01	62.01
2	65676	20	Lincoln Natl Life Ins Co	IN	0	73	119,697	136,288	28.19	90.20
3	70769	213	Erie Family Life Ins Co	PA	58	211	18,683	0	4.40	94.60
4	65935	435	Massachusetts Mut Life Ins Co	MA	64	684	17,950	0	4.23	98.83
5	67652	20	First Penn Pacific Life Ins Co	IN	1	10	3,502	0	0.82	99.65
6	67091	860	Northwestern Mut Life Ins Co	WI	483	2,279	818	53	0.19	99.84
7	65838	904	John Hancock Life Ins Co USA	MI	54	1,779	339	259	0.08	99.92
8	65005	4	RiverSource Life Ins Co	MN	72	813	204	107	0.05	99.97
9	86231	468	Transamerica Life Ins Co	IA	1,347	27,752	91	0	0.02	99.99
10	87726	4932	BrightHouse Life Ins Co	DE	25	71	23	0	0.01	100.00
			** STATE TOTAL **		2,107	33,829	424,638	148,530	100.00	100.00

CAUTION: The information contained on this page is unaudited and not a complete analysis nor is it an expression of opinion on any insurer. This page may contain inadvertent errors.

**2022 LONG-TERM CARE INSURANCE EXPERIENCE REPORTING FORM 5
ACCELERATION ONLY - MARKET SHARE - TOP TEN COMPANIES
BY ACTUAL EARNED PREMIUMS**

MASSACHUSETTS

Rank	Company Code	Group Code	Company Name	State of Domicile	NBR of New Lives Insured	NBR of Lives In Force Year End	Earned Premiums	Incurred Claims	Market Share Percentage	Cummulative Market Share
1	65676	20	Lincoln Natl Life Ins Co	IN	2	67	152,156	0	65.92	65.92
2	91596	826	New York Life Ins & Ann Corp	DE	1	1	40,306	22,527	17.46	83.38
3	65935	435	Massachusetts Mut Life Ins Co	MA	149	1,847	35,482	0	15.37	98.75
4	65838	904	John Hancock Life Ins Co USA	MI	106	2,555	1,395	8	0.60	99.35
5	67091	860	Northwestern Mut Life Ins Co	WI	536	2,069	972	136	0.42	99.77
6	65005	4	RiverSource Life Ins Co	MN	147	1,632	467	91	0.20	99.98
7	86231	468	Transamerica Life Ins Co	IA	405	1,988	36	0	0.02	99.99
8	87726	4932	Brighthouse Life Ins Co	DE	12	47	15	0	0.01	100.00
9	62049	565	Colonial Life & Accident Ins Co	SC	0	56	5	0	0.00	100.00
10	67652	20	First Penn Pacific Life Ins Co	IN	1	0	0	0	0.00	100.00
10	90611	761	Allianz Life Ins Co Of N Amer	MN	0	1	0	0	0.00	100.00
			** STATE TOTAL **		1,359	10,263	230,834	22,762	100.00	100.00

CAUTION: The information contained on this page is unaudited and not a complete analysis nor is it an expression of opinion on any insurer. This page may contain inadvertent errors.

**2022 LONG-TERM CARE INSURANCE EXPERIENCE REPORTING FORM 5
ACCELERATION ONLY - MARKET SHARE - TOP TEN COMPANIES
BY ACTUAL EARNED PREMIUMS**

MICHIGAN

Rank	Company Code	Group Code	Company Name	State of Domicile	NBR of New Lives Insured	NBR of Lives In Force Year End	Earned Premiums	Incurred Claims	Market Share Percentage	Cummulative Market Share
1	65676	20	Lincoln Natl Life Ins Co	IN	1	70	82,306	0	61.69	61.69
2	65935	435	Massachusetts Mut Life Ins Co	MA	80	564	20,806	0	15.59	77.29
3	91596	826	New York Life Ins & Ann Corp	DE	2	2	16,290	12,154	12.21	89.50
4	67652	20	First Penn Pacific Life Ins Co	IN	5	51	11,050	11,934	8.28	97.78
5	65838	904	John Hancock Life Ins Co USA	MI	76	3,484	1,888	269	1.42	99.19
6	67091	860	Northwestern Mut Life Ins Co	WI	312	1,377	572	35	0.43	99.62
7	65005	4	RiverSource Life Ins Co	MN	147	1,333	369	35	0.28	99.90
8	62049	565	Colonial Life & Accident Ins Co	SC	0	525	41	0	0.03	99.93
9	87726	4932	Brighthouse Life Ins Co	DE	37	138	38	0	0.03	99.96
10	62553	50	Country Life Ins Co	IL	0	0	36	0	0.03	99.98
			** STATE TOTAL **		884	9,470	133,417	24,427	100.00	100.00

CAUTION: The information contained on this page is unaudited and not a complete analysis nor is it an expression of opinion on any insurer. This page may contain inadvertent errors.

**2022 LONG-TERM CARE INSURANCE EXPERIENCE REPORTING FORM 5
ACCELERATION ONLY - MARKET SHARE - TOP TEN COMPANIES
BY ACTUAL EARNED PREMIUMS**

MINNESOTA

Rank	Company Code	Group Code	Company Name	State of Domicile	NBR of New Lives Insured	NBR of Lives In Force Year End	Earned Premiums	Incurred Claims	Market Share Percentage	Cummulative Market Share
1	65676	20	Lincoln Natl Life Ins Co	IN	0	43	53,197	0	57.63	57.63
2	65935	435	Massachusetts Mut Life Ins Co	MA	59	933	19,843	0	21.50	79.13
3	56014	0	Thrivent Financial For Lutherans	WI	4	4	16,153	0	17.50	96.62
4	67091	860	Northwestern Mut Life Ins Co	WI	725	2,659	995	494	1.08	97.70
5	65005	4	RiverSource Life Ins Co	MN	252	3,431	861	678	0.93	98.64
6	67652	20	First Penn Pacific Life Ins Co	IN	0	3	744	0	0.81	99.44
7	62553	50	Country Life Ins Co	IL	0	0	399	0	0.43	99.87
8	65838	904	John Hancock Life Ins Co USA	MI	81	1,356	63	174	0.07	99.94
9	86231	468	Transamerica Life Ins Co	IA	329	1,313	23	0	0.02	99.97
10	87726	4932	BrightHouse Life Ins Co	DE	19	74	22	0	0.02	99.99
			** STATE TOTAL **		1,469	10,008	92,309	33,413	100.00	100.00

CAUTION: The information contained on this page is unaudited and not a complete analysis nor is it an expression of opinion on any insurer. This page may contain inadvertent errors.

**2022 LONG-TERM CARE INSURANCE EXPERIENCE REPORTING FORM 5
ACCELERATION ONLY - MARKET SHARE - TOP TEN COMPANIES
BY ACTUAL EARNED PREMIUMS**

MISSISSIPPI

Rank	Company Code	Group Code	Company Name	State of Domicile	NBR of New Lives Insured	NBR of Lives In Force Year End	Earned Premiums	Incurred Claims	Market Share Percentage	Cummulative Market Share
1	91596	826	New York Life Ins & Ann Corp	DE	1	1	6,800	7,676	39.32	39.32
2	65935	435	Massachusetts Mut Life Ins Co	MA	19	241	5,966	0	34.49	73.81
3	65676	20	Lincoln Natl Life Ins Co	IN	0	7	4,119	0	23.81	97.62
4	65838	904	John Hancock Life Ins Co USA	MI	6	240	294	32	1.70	99.32
5	67091	860	Northwestern Mut Life Ins Co	WI	36	135	65	4	0.38	99.70
6	65005	4	RiverSource Life Ins Co	MN	7	74	26	0	0.15	99.85
7	62049	565	Colonial Life & Accident Ins Co	SC	0	214	13	0	0.08	99.92
8	86231	468	Transamerica Life Ins Co	IA	76	4,585	7	0	0.04	99.97
9	87726	4932	Brighthouse Life Ins Co	DE	4	15	6	0	0.03	100.00
10	70025	4011	Genworth Life Ins Co	DE	0	2	0	0	0.00	100.00
10	90611	761	Allianz Life Ins Co Of N Amer	MN	0	10	0	0	0.00	100.00
			** STATE TOTAL **		149	5,524	17,296	7,712	100.00	100.00

CAUTION: The information contained on this page is unaudited and not a complete analysis nor is it an expression of opinion on any insurer. This page may contain inadvertent errors.

**2022 LONG-TERM CARE INSURANCE EXPERIENCE REPORTING FORM 5
ACCELERATION ONLY - MARKET SHARE - TOP TEN COMPANIES
BY ACTUAL EARNED PREMIUMS**

MISSOURI

Rank	Company Code	Group Code	Company Name	State of Domicile	NBR of New Lives Insured	NBR of Lives In Force Year End	Earned Premiums	Incurred Claims	Market Share Percentage	Cummulative Market Share
1	65676	20	Lincoln Natl Life Ins Co	IN	4	76	82,891	18,155	57.59	57.59
2	91596	826	New York Life Ins & Ann Corp	DE	1	1	42,120	0	29.27	86.86
3	65935	435	Massachusetts Mut Life Ins Co	MA	43	420	10,924	0	7.59	94.45
4	67652	20	First Penn Pacific Life Ins Co	IN	1	43	3,372	0	2.34	96.79
5	56014	0	Thrivent Financial For Lutherans	WI	3	3	3,325	0	2.31	99.10
6	67091	860	Northwestern Mut Life Ins Co	WI	411	1,638	627	36	0.44	99.54
7	65838	904	John Hancock Life Ins Co USA	MI	69	1,960	346	256	0.24	99.78
8	65005	4	RiverSource Life Ins Co	MN	59	595	160	83	0.11	99.89
9	62553	50	Country Life Ins Co	IL	0	0	116	0	0.08	99.97
10	87726	4932	BrightHouse Life Ins Co	DE	27	79	24	0	0.02	99.99
			** STATE TOTAL **		773	7,472	143,921	18,531	100.00	100.00

CAUTION: The information contained on this page is unaudited and not a complete analysis nor is it an expression of opinion on any insurer. This page may contain inadvertent errors.

**2022 LONG-TERM CARE INSURANCE EXPERIENCE REPORTING FORM 5
ACCELERATION ONLY - MARKET SHARE - TOP TEN COMPANIES
BY ACTUAL EARNED PREMIUMS**

MONTANA

Rank	Company Code	Group Code	Company Name	State of Domicile	NBR of New Lives Insured	NBR of Lives In Force Year End	Earned Premiums	Incurred Claims	Market Share Percentage	Cummulative Market Share
1	65676	20	Lincoln Natl Life Ins Co	IN	1	13	17,234	0	67.15	67.15
2	91596	826	New York Life Ins & Ann Corp	DE	2	2	7,945	0	30.96	98.11
3	65935	435	Massachusetts Mut Life Ins Co	MA	2	48	251	0	0.98	99.08
4	67091	860	Northwestern Mut Life Ins Co	WI	56	322	101	7	0.39	99.48
5	56014	0	Thrivent Financial For Lutherans	WI	1	1	84	0	0.33	99.81
6	65005	4	RiverSource Life Ins Co	MN	2	85	29	0	0.11	99.92
7	65838	904	John Hancock Life Ins Co USA	MI	16	367	12	0	0.05	99.96
8	62049	565	Colonial Life & Accident Ins Co	SC	0	21	4	0	0.02	99.98
8	87726	4932	Brighthouse Life Ins Co	DE	5	9	4	0	0.02	100.00
10	86231	468	Transamerica Life Ins Co	IA	9	34	1	0	0.00	100.00
			** STATE TOTAL **		95	906	25,665	7	100.00	100.00

CAUTION: The information contained on this page is unaudited and not a complete analysis nor is it an expression of opinion on any insurer. This page may contain inadvertent errors.

**2022 LONG-TERM CARE INSURANCE EXPERIENCE REPORTING FORM 5
ACCELERATION ONLY - MARKET SHARE - TOP TEN COMPANIES
BY ACTUAL EARNED PREMIUMS**

NEBRASKA

Rank	Company Code	Group Code	Company Name	State of Domicile	NBR of New Lives Insured	NBR of Lives In Force Year End	Earned Premiums	Incurred Claims	Market Share Percentage	Cummulative Market Share
1	65676	20	Lincoln Natl Life Ins Co	IN	0	24	26,422	0	83.13	83.13
2	65935	435	Massachusetts Mut Life Ins Co	MA	8	143	2,697	0	8.49	91.62
3	67652	20	First Penn Pacific Life Ins Co	IN	1	16	1,267	4,302	3.99	95.60
4	91596	826	New York Life Ins & Ann Corp	DE	0	0	987	16,123	3.11	98.71
5	67091	860	Northwestern Mut Life Ins Co	WI	156	488	165	9	0.52	99.23
6	65838	904	John Hancock Life Ins Co USA	MI	18	496	162	0	0.51	99.74
7	65005	4	RiverSource Life Ins Co	MN	17	205	68	0	0.21	99.95
8	62049	565	Colonial Life & Accident Ins Co	SC	0	120	8	0	0.03	99.98
9	87726	4932	Brighthouse Life Ins Co	DE	8	18	5	0	0.02	99.99
10	86231	468	Transamerica Life Ins Co	IA	38	205	2	0	0.01	100.00
			** STATE TOTAL **		246	1,756	31,783	20,434	100.00	100.00

CAUTION: The information contained on this page is unaudited and not a complete analysis nor is it an expression of opinion on any insurer. This page may contain inadvertent errors.

**2022 LONG-TERM CARE INSURANCE EXPERIENCE REPORTING FORM 5
ACCELERATION ONLY - MARKET SHARE - TOP TEN COMPANIES
BY ACTUAL EARNED PREMIUMS**

NEVADA

Rank	Company Code	Group Code	Company Name	State of Domicile	NBR of New Lives Insured	NBR of Lives In Force Year End	Earned Premiums	Incurred Claims	Market Share Percentage	Cummulative Market Share
1	65676	20	Lincoln Natl Life Ins Co	IN	3	12	6,511	18,960	38.46	38.46
2	65935	435	Massachusetts Mut Life Ins Co	MA	23	211	6,396	0	37.78	76.24
3	67652	20	First Penn Pacific Life Ins Co	IN	1	3	1,941	0	11.47	87.71
4	91596	826	New York Life Ins & Ann Corp	DE	0	0	1,183	15,140	6.99	94.70
5	62553	50	Country Life Ins Co	IL	0	0	434	0	2.56	97.26
6	65005	4	RiverSource Life Ins Co	MN	43	451	117	34	0.69	97.95
7	67091	860	Northwestern Mut Life Ins Co	WI	81	289	115	7	0.68	98.63
8	56030	0	Catholic Financial Life	WI	0	0	104	0	0.61	99.24
9	65838	904	John Hancock Life Ins Co USA	MI	22	357	83	0	0.49	99.73
10	86231	468	Transamerica Life Ins Co	IA	455	2,883	30	0	0.18	99.91
			** STATE TOTAL **		628	4,379	16,929	34,141	100.00	100.00

CAUTION: The information contained on this page is unaudited and not a complete analysis nor is it an expression of opinion on any insurer. This page may contain inadvertent errors.

**2022 LONG-TERM CARE INSURANCE EXPERIENCE REPORTING FORM 5
ACCELERATION ONLY - MARKET SHARE - TOP TEN COMPANIES
BY ACTUAL EARNED PREMIUMS**

NEW HAMPSHIRE

Rank	Company Code	Group Code	Company Name	State of Domicile	NBR of New Lives Insured	NBR of Lives In Force Year End	Earned Premiums	Incurred Claims	Market Share Percentage	Cummulative Market Share
1	91596	826	New York Life Ins & Ann Corp	DE	1	1	65,557	0	71.18	71.18
2	65676	20	Lincoln Natl Life Ins Co	IN	0	12	19,736	0	21.43	92.61
3	65935	435	Massachusetts Mut Life Ins Co	MA	23	269	6,071	0	6.59	99.20
4	65838	904	John Hancock Life Ins Co USA	MI	19	644	320	44	0.35	99.55
5	67091	860	Northwestern Mut Life Ins Co	WI	90	592	236	15	0.26	99.80
6	65005	4	RiverSource Life Ins Co	MN	56	608	173	0	0.19	99.99
7	87726	4932	BrightHouse Life Ins Co	DE	8	20	6	0	0.01	100.00
8	86231	468	Transamerica Life Ins Co	IA	23	288	2	0	0.00	100.00
9	63312	435	MassMutual Ascend Life Ins Co	OH	0	42	0	0	0.00	100.00
9	70025	4011	Genworth Life Ins Co	DE	0	2	0	0	0.00	100.00
9	62049	565	Colonial Life & Accident Ins Co	SC	0	3	0	0	0.00	100.00
9	90611	761	Allianz Life Ins Co Of N Amer	MN	0	7	0	0	0.00	100.00
			** STATE TOTAL **		220	2,488	92,101	59	100.00	100.00

CAUTION: The information contained on this page is unaudited and not a complete analysis nor is it an expression of opinion on any insurer. This page may contain inadvertent errors.

**2022 LONG-TERM CARE INSURANCE EXPERIENCE REPORTING FORM 5
ACCELERATION ONLY - MARKET SHARE - TOP TEN COMPANIES
BY ACTUAL EARNED PREMIUMS**

NEW JERSEY

Rank	Company Code	Group Code	Company Name	State of Domicile	NBR of New Lives Insured	NBR of Lives In Force Year End	Earned Premiums	Incurred Claims	Market Share Percentage	Cummulative Market Share
1	91596	826	New York Life Ins & Ann Corp	DE	4	4	110,367	52,364	41.38	41.38
2	65676	20	Lincoln Natl Life Ins Co	IN	0	80	85,117	16,531	31.91	73.30
3	65935	435	Massachusetts Mut Life Ins Co	MA	208	2,341	68,675	0	25.75	99.05
4	65838	904	John Hancock Life Ins Co USA	MI	157	3,578	1,102	355	0.41	99.46
5	67091	860	Northwestern Mut Life Ins Co	WI	624	2,185	966	56	0.36	99.82
6	65005	4	RiverSource Life Ins Co	MN	97	1,307	347	980	0.13	99.95
7	86231	468	Transamerica Life Ins Co	IA	625	9,912	55	155	0.02	99.97
8	87726	4932	Brighthouse Life Ins Co	DE	34	124	41	0	0.02	99.99
9	56014	0	Thrivent Financial For Lutherans	WI	1	1	21	0	0.01	100.00
10	62049	565	Colonial Life & Accident Ins Co	SC	0	84	13	0	0.00	100.00
			** STATE TOTAL **		1,752	19,620	266,704	70,441	100.00	100.00

CAUTION: The information contained on this page is unaudited and not a complete analysis nor is it an expression of opinion on any insurer. This page may contain inadvertent errors.

**2022 LONG-TERM CARE INSURANCE EXPERIENCE REPORTING FORM 5
ACCELERATION ONLY - MARKET SHARE - TOP TEN COMPANIES
BY ACTUAL EARNED PREMIUMS**

NEW MEXICO

Rank	Company Code	Group Code	Company Name	State of Domicile	NBR of New Lives Insured	NBR of Lives In Force Year End	Earned Premiums	Incurred Claims	Market Share Percentage	Cummulative Market Share
1	65935	435	Massachusetts Mut Life Ins Co	MA	19	82	6,355	0	51.68	51.68
2	65676	20	Lincoln Natl Life Ins Co	IN	0	7	3,920	42,644	31.88	83.56
3	91596	826	New York Life Ins & Ann Corp	DE	0	0	1,409	0	11.46	95.02
4	67652	20	First Penn Pacific Life Ins Co	IN	0	4	435	0	3.54	98.55
5	67091	860	Northwestern Mut Life Ins Co	WI	75	305	90	6	0.73	99.28
6	65838	904	John Hancock Life Ins Co USA	MI	19	319	39	0	0.32	99.60
7	65005	4	RiverSource Life Ins Co	MN	15	122	35	0	0.28	99.89
8	86231	468	Transamerica Life Ins Co	IA	68	515	5	0	0.04	99.93
8	87726	4932	Brighthouse Life Ins Co	DE	4	16	5	0	0.04	99.97
10	62049	565	Colonial Life & Accident Ins Co	SC	0	54	4	0	0.03	100.00
			** STATE TOTAL **		200	1,440	12,297	42,650	100.00	100.00

CAUTION: The information contained on this page is unaudited and not a complete analysis nor is it an expression of opinion on any insurer. This page may contain inadvertent errors.

**2022 LONG-TERM CARE INSURANCE EXPERIENCE REPORTING FORM 5
ACCELERATION ONLY - MARKET SHARE - TOP TEN COMPANIES
BY ACTUAL EARNED PREMIUMS**

NEW YORK

Rank	Company Code	Group Code	Company Name	State of Domicile	NBR of New Lives Insured	NBR of Lives In Force Year End	Earned Premiums	Incurred Claims	Market Share Percentage	Cummulative Market Share
1	91596	826	New York Life Ins & Ann Corp	DE	0	0	282,734	0	51.96	51.96
2	65935	435	Massachusetts Mut Life Ins Co	MA	530	5,931	220,849	0	40.59	92.55
3	62057	20	Lincoln Life & Ann Co of NY	NY	5	112	36,152	115,348	6.64	99.19
4	86375	904	John Hancock Life Ins Co of NY	NY	34	5,769	2,010	602	0.37	99.56
5	67091	860	Northwestern Mut Life Ins Co	WI	1,352	3,341	1,517	95	0.28	99.84
6	80594	4	Riversource Life Ins Co Of NY	NY	187	2,208	783	0	0.14	99.99
7	70688	468	Transamerica Financial Life Ins Co	NY	845	28,596	74	0	0.01	100.00
8	67652	20	First Penn Pacific Life Ins Co	IN	2	0	0	0	0.00	100.00
8	72990	4011	Genworth Life Ins Co of NY	NY	0	15	0	160	0.00	100.00
			** STATE TOTAL **		2,955	45,972	544,119	116,205	100.00	100.00

CAUTION: The information contained on this page is unaudited and not a complete analysis nor is it an expression of opinion on any insurer. This page may contain inadvertent errors.

**2022 LONG-TERM CARE INSURANCE EXPERIENCE REPORTING FORM 5
ACCELERATION ONLY - MARKET SHARE - TOP TEN COMPANIES
BY ACTUAL EARNED PREMIUMS**

NORTH CAROLINA

Rank	Company Code	Group Code	Company Name	State of Domicile	NBR of New Lives Insured	NBR of Lives In Force Year End	Earned Premiums	Incurred Claims	Market Share Percentage	Cummulative Market Share
1	65676	20	Lincoln Natl Life Ins Co	IN	5	93	135,504	113,459	69.71	69.71
2	65935	435	Massachusetts Mut Life Ins Co	MA	79	915	22,897	0	11.78	81.49
3	70769	213	Erie Family Life Ins Co	PA	37	125	13,753	0	7.08	88.57
4	91596	826	New York Life Ins & Ann Corp	DE	0	0	13,571	0	6.98	95.55
5	67652	20	First Penn Pacific Life Ins Co	IN	4	14	6,123	0	3.15	98.70
6	67091	860	Northwestern Mut Life Ins Co	WI	653	2,675	1,030	65	0.53	99.23
7	65838	904	John Hancock Life Ins Co USA	MI	111	2,010	609	98	0.31	99.54
8	65005	4	RiverSource Life Ins Co	MN	91	1,057	430	0	0.22	99.76
9	56030	0	Catholic Financial Life	WI	0	0	379	0	0.19	99.96
10	87726	4932	BrightHouse Life Ins Co	DE	62	170	48	0	0.02	99.98
			** STATE TOTAL **		1,429	15,988	194,377	113,622	100.00	100.00

CAUTION: The information contained on this page is unaudited and not a complete analysis nor is it an expression of opinion on any insurer. This page may contain inadvertent errors.

**2022 LONG-TERM CARE INSURANCE EXPERIENCE REPORTING FORM 5
ACCELERATION ONLY - MARKET SHARE - TOP TEN COMPANIES
BY ACTUAL EARNED PREMIUMS**

NORTH DAKOTA

Rank	Company Code	Group Code	Company Name	State of Domicile	NBR of New Lives Insured	NBR of Lives In Force Year End	Earned Premiums	Incurred Claims	Market Share Percentage	Cummulative Market Share
1	65676	20	Lincoln Natl Life Ins Co	IN	0	16	18,500	0	75.02	75.02
2	65935	435	Massachusetts Mut Life Ins Co	MA	21	272	5,514	0	22.36	97.38
3	56014	0	Thrivent Financial For Lutherans	WI	1	1	272	0	1.10	98.48
4	65005	4	RiverSource Life Ins Co	MN	34	454	141	0	0.57	99.06
5	65838	904	John Hancock Life Ins Co USA	MI	6	268	92	29	0.37	99.43
6	67091	860	Northwestern Mut Life Ins Co	WI	90	409	91	8	0.37	99.80
7	62553	50	Country Life Ins Co	IL	0	0	46	0	0.19	99.98
8	86231	468	Transamerica Life Ins Co	IA	18	93	2	0	0.01	99.99
9	62049	565	Colonial Life & Accident Ins Co	SC	0	6	1	0	0.00	100.00
9	87726	4932	BrightHouse Life Ins Co	DE	1	3	1	0	0.00	100.00
			** STATE TOTAL **		171	1,528	24,660	37	100.00	100.00

CAUTION: The information contained on this page is unaudited and not a complete analysis nor is it an expression of opinion on any insurer. This page may contain inadvertent errors.

**2022 LONG-TERM CARE INSURANCE EXPERIENCE REPORTING FORM 5
ACCELERATION ONLY - MARKET SHARE - TOP TEN COMPANIES
BY ACTUAL EARNED PREMIUMS**

OHIO

Rank	Company Code	Group Code	Company Name	State of Domicile	NBR of New Lives Insured	NBR of Lives In Force Year End	Earned Premiums	Incurred Claims	Market Share Percentage	Cummulative Market Share
1	65676	20	Lincoln Natl Life Ins Co	IN	4	164	219,510	22,153	72.72	72.72
2	91596	826	New York Life Ins & Ann Corp	DE	0	0	35,852	73,408	11.88	84.60
3	70769	213	Erie Family Life Ins Co	PA	36	196	20,853	0	6.91	91.51
4	65935	435	Massachusetts Mut Life Ins Co	MA	52	615	12,374	0	4.10	95.61
5	67652	20	First Penn Pacific Life Ins Co	IN	7	40	9,600	21,400	3.18	98.79
6	65838	904	John Hancock Life Ins Co USA	MI	101	3,122	1,133	89	0.38	99.17
7	56014	0	Thrivent Financial For Lutherans	WI	1	1	832	0	0.28	99.44
8	65005	4	RiverSource Life Ins Co	MN	153	1,780	807	0	0.27	99.71
9	67091	860	Northwestern Mut Life Ins Co	WI	562	2,341	801	57	0.27	99.97
10	62553	50	Country Life Ins Co	IL	0	0	32	0	0.01	99.99
			** STATE TOTAL **		1,112	10,104	301,839	117,128	100.00	100.00

CAUTION: The information contained on this page is unaudited and not a complete analysis nor is it an expression of opinion on any insurer. This page may contain inadvertent errors.

**2022 LONG-TERM CARE INSURANCE EXPERIENCE REPORTING FORM 5
ACCELERATION ONLY - MARKET SHARE - TOP TEN COMPANIES
BY ACTUAL EARNED PREMIUMS**

OKLAHOMA

Rank	Company Code	Group Code	Company Name	State of Domicile	NBR of New Lives Insured	NBR of Lives In Force Year End	Earned Premiums	Incurred Claims	Market Share Percentage	Cummulative Market Share
1	65676	20	Lincoln Natl Life Ins Co	IN	0	19	21,493	51,735	76.32	76.32
2	65935	435	Massachusetts Mut Life Ins Co	MA	18	226	5,501	0	19.53	95.86
3	67652	20	First Penn Pacific Life Ins Co	IN	1	0	672	0	2.39	98.25
4	65838	904	John Hancock Life Ins Co USA	MI	11	757	173	35	0.61	98.86
5	67091	860	Northwestern Mut Life Ins Co	WI	94	326	128	7	0.45	99.31
6	62553	50	Country Life Ins Co	IL	0	0	98	0	0.35	99.66
7	65005	4	RiverSource Life Ins Co	MN	16	186	73	0	0.26	99.92
8	87726	4932	Brighthouse Life Ins Co	DE	18	66	17	0	0.06	99.98
9	86231	468	Transamerica Life Ins Co	IA	100	3,595	5	0	0.02	100.00
10	90611	761	Allianz Life Ins Co Of N Amer	MN	0	9	0	0	0.00	100.00
10	62049	565	Colonial Life & Accident Ins Co	SC	0	5	0	0	0.00	100.00
10	70025	4011	Genworth Life Ins Co	DE	0	1	0	0	0.00	100.00
10	86355	408	Standard Life & Accident Ins Co	TX	0	5	0	0	0.00	100.00
			** STATE TOTAL **		258	5,195	28,160	51,777	100.00	100.00

CAUTION: The information contained on this page is unaudited and not a complete analysis nor is it an expression of opinion on any insurer. This page may contain inadvertent errors.

**2022 LONG-TERM CARE INSURANCE EXPERIENCE REPORTING FORM 5
ACCELERATION ONLY - MARKET SHARE - TOP TEN COMPANIES
BY ACTUAL EARNED PREMIUMS**

OREGON

Rank	Company Code	Group Code	Company Name	State of Domicile	NBR of New Lives Insured	NBR of Lives In Force Year End	Earned Premiums	Incurred Claims	Market Share Percentage	Cummulative Market Share
1	91596	826	New York Life Ins & Ann Corp	DE	4	4	154,181	34,419	75.37	75.37
2	65676	20	Lincoln Natl Life Ins Co	IN	0	35	44,118	15,061	21.57	96.93
3	65935	435	Massachusetts Mut Life Ins Co	MA	9	242	3,091	0	1.51	98.45
4	67652	20	First Penn Pacific Life Ins Co	IN	2	5	1,995	22,675	0.98	99.42
5	62553	50	Country Life Ins Co	IL	0	0	521	0	0.25	99.67
6	67091	860	Northwestern Mut Life Ins Co	WI	202	902	309	19	0.15	99.83
7	65005	4	RiverSource Life Ins Co	MN	48	509	236	0	0.12	99.94
8	65838	904	John Hancock Life Ins Co USA	MI	56	1,013	98	0	0.05	99.99
9	86231	468	Transamerica Life Ins Co	IA	150	1,168	16	0	0.01	100.00
10	87726	4932	BrightHouse Life Ins Co	DE	4	16	5	0	0.00	100.00
			** STATE TOTAL **		475	3,935	204,571	72,174	100.00	100.00

CAUTION: The information contained on this page is unaudited and not a complete analysis nor is it an expression of opinion on any insurer. This page may contain inadvertent errors.

**2022 LONG-TERM CARE INSURANCE EXPERIENCE REPORTING FORM 5
ACCELERATION ONLY - MARKET SHARE - TOP TEN COMPANIES
BY ACTUAL EARNED PREMIUMS**

PENNSYLVANIA

Rank	Company Code	Group Code	Company Name	State of Domicile	NBR of New Lives Insured	NBR of Lives In Force Year End	Earned Premiums	Incurred Claims	Market Share Percentage	Cummulative Market Share
1	65676	20	Lincoln Natl Life Ins Co	IN	0	130	172,401	245,615	46.14	46.14
2	91596	826	New York Life Ins & Ann Corp	DE	4	2	94,070	19,266	25.18	71.32
3	65935	435	Massachusetts Mut Life Ins Co	MA	166	2,429	44,731	0	11.97	83.29
4	70769	213	Erie Family Life Ins Co	PA	101	454	35,958	0	9.62	92.92
5	67652	20	First Penn Pacific Life Ins Co	IN	7	51	22,171	15,255	5.93	98.85
6	65838	904	John Hancock Life Ins Co USA	MI	132	4,927	1,940	227	0.52	99.37
7	67091	860	Northwestern Mut Life Ins Co	WI	1,102	4,743	1,614	109	0.43	99.80
8	65005	4	RiverSource Life Ins Co	MN	192	1,954	581	307	0.16	99.96
9	56030	0	Catholic Financial Life	WI	0	0	104	0	0.03	99.99
10	87726	4932	BrightHouse Life Ins Co	DE	34	119	30	0	0.01	99.99
			** STATE TOTAL **		2,052	22,676	373,623	280,788	100.00	100.00

CAUTION: The information contained on this page is unaudited and not a complete analysis nor is it an expression of opinion on any insurer. This page may contain inadvertent errors.

**2022 LONG-TERM CARE INSURANCE EXPERIENCE REPORTING FORM 5
ACCELERATION ONLY - MARKET SHARE - TOP TEN COMPANIES
BY ACTUAL EARNED PREMIUMS**

RHODE ISLAND

Rank	Company Code	Group Code	Company Name	State of Domicile	NBR of New Lives Insured	NBR of Lives In Force Year End	Earned Premiums	Incurred Claims	Market Share Percentage	Cummulative Market Share
1	65676	20	Lincoln Natl Life Ins Co	IN	0	12	23,289	0	74.15	74.15
2	65935	435	Massachusetts Mut Life Ins Co	MA	29	217	7,729	0	24.61	98.76
3	65838	904	John Hancock Life Ins Co USA	MI	8	432	291	290	0.93	99.68
4	67091	860	Northwestern Mut Life Ins Co	WI	24	122	54	3	0.17	99.86
5	65005	4	RiverSource Life Ins Co	MN	18	144	43	0	0.14	99.99
6	87726	4932	Brighthouse Life Ins Co	DE	0	3	1	0	0.00	100.00
6	86231	468	Transamerica Life Ins Co	IA	23	207	1	16	0.00	100.00
8	62049	565	Colonial Life & Accident Ins Co	SC	0	4	0	0	0.00	100.00
8	63312	435	MassMutual Ascend Life Ins Co	OH	0	4	0	0	0.00	100.00
8	90611	761	Allianz Life Ins Co Of N Amer	MN	0	1	0	0	0.00	100.00
			** STATE TOTAL **		102	1,146	31,408	309	100.00	100.00

CAUTION: The information contained on this page is unaudited and not a complete analysis nor is it an expression of opinion on any insurer. This page may contain inadvertent errors.

**2022 LONG-TERM CARE INSURANCE EXPERIENCE REPORTING FORM 5
ACCELERATION ONLY - MARKET SHARE - TOP TEN COMPANIES
BY ACTUAL EARNED PREMIUMS**

SOUTH CAROLINA

Rank	Company Code	Group Code	Company Name	State of Domicile	NBR of New Lives Insured	NBR of Lives In Force Year End	Earned Premiums	Incurred Claims	Market Share Percentage	Cummulative Market Share
1	91596	826	New York Life Ins & Ann Corp	DE	3	3	162,624	0	74.50	74.50
2	65676	20	Lincoln Natl Life Ins Co	IN	0	29	37,880	15,930	17.35	91.85
3	65935	435	Massachusetts Mut Life Ins Co	MA	34	424	11,052	0	5.06	96.92
4	67652	20	First Penn Pacific Life Ins Co	IN	2	9	5,779	0	2.65	99.56
5	67091	860	Northwestern Mut Life Ins Co	WI	253	1,156	453	28	0.21	99.77
6	65838	904	John Hancock Life Ins Co USA	MI	57	1,248	299	94	0.14	99.91
7	65005	4	RiverSource Life Ins Co	MN	28	396	114	0	0.05	99.96
8	62049	565	Colonial Life & Accident Ins Co	SC	0	675	49	0	0.02	99.98
9	87726	4932	Brighthouse Life Ins Co	DE	24	83	26	0	0.01	100.00
10	86231	468	Transamerica Life Ins Co	IA	133	2,936	10	0	0.00	100.00
			** STATE TOTAL **		534	7,005	218,286	16,052	100.00	100.00

CAUTION: The information contained on this page is unaudited and not a complete analysis nor is it an expression of opinion on any insurer. This page may contain inadvertent errors.

**2022 LONG-TERM CARE INSURANCE EXPERIENCE REPORTING FORM 5
ACCELERATION ONLY - MARKET SHARE - TOP TEN COMPANIES
BY ACTUAL EARNED PREMIUMS**

SOUTH DAKOTA

Rank	Company Code	Group Code	Company Name	State of Domicile	NBR of New Lives Insured	NBR of Lives In Force Year End	Earned Premiums	Incurred Claims	Market Share Percentage	Cummulative Market Share
1	65676	20	Lincoln Natl Life Ins Co	IN	0	8	6,928	0	70.77	70.77
2	65935	435	Massachusetts Mut Life Ins Co	MA	10	61	2,580	0	26.35	97.12
3	67091	860	Northwestern Mut Life Ins Co	WI	129	457	116	7	1.18	98.30
4	65838	904	John Hancock Life Ins Co USA	MI	9	280	76	28	0.78	99.08
5	65005	4	RiverSource Life Ins Co	MN	12	197	71	0	0.73	99.81
6	67652	20	First Penn Pacific Life Ins Co	IN	2	1	12	0	0.12	99.93
7	87726	4932	BrightHouse Life Ins Co	DE	1	16	6	0	0.06	99.99
8	62049	565	Colonial Life & Accident Ins Co	SC	0	8	1	0	0.01	100.00
9	70025	4011	Genworth Life Ins Co	DE	0	1	0	0	0.00	100.00
9	90611	761	Allianz Life Ins Co Of N Amer	MN	0	4	0	0	0.00	100.00
9	86231	468	Transamerica Life Ins Co	IA	14	77	0	0	0.00	100.00
			** STATE TOTAL **		177	1,110	9,790	35	100.00	100.00

CAUTION: The information contained on this page is unaudited and not a complete analysis nor is it an expression of opinion on any insurer. This page may contain inadvertent errors.

**2022 LONG-TERM CARE INSURANCE EXPERIENCE REPORTING FORM 5
ACCELERATION ONLY - MARKET SHARE - TOP TEN COMPANIES
BY ACTUAL EARNED PREMIUMS**

TENNESSEE

Rank	Company Code	Group Code	Company Name	State of Domicile	NBR of New Lives Insured	NBR of Lives In Force Year End	Earned Premiums	Incurred Claims	Market Share Percentage	Cummulative Market Share
1	65676	20	Lincoln Natl Life Ins Co	IN	1	37	34,365	33,046	33.37	33.37
2	91596	826	New York Life Ins & Ann Corp	DE	0	0	20,935	4,722	20.33	53.70
3	56014	0	Thrivent Financial For Lutherans	WI	2	2	19,281	0	18.72	72.42
4	65935	435	Massachusetts Mut Life Ins Co	MA	62	616	19,013	0	18.46	90.89
5	70769	213	Erie Family Life Ins Co	PA	23	87	6,033	0	5.86	96.74
6	67652	20	First Penn Pacific Life Ins Co	IN	3	4	2,104	11,000	2.04	98.79
7	67091	860	Northwestern Mut Life Ins Co	WI	401	1,598	636	42	0.62	99.41
8	65838	904	John Hancock Life Ins Co USA	MI	53	1,142	272	147	0.26	99.67
9	65005	4	RiverSource Life Ins Co	MN	54	572	261	35	0.25	99.92
10	87726	4932	BrightHouse Life Ins Co	DE	35	136	43	0	0.04	99.97
			** STATE TOTAL **		859	13,263	102,979	49,019	100.00	100.00

CAUTION: The information contained on this page is unaudited and not a complete analysis nor is it an expression of opinion on any insurer. This page may contain inadvertent errors.

**2022 LONG-TERM CARE INSURANCE EXPERIENCE REPORTING FORM 5
ACCELERATION ONLY - MARKET SHARE - TOP TEN COMPANIES
BY ACTUAL EARNED PREMIUMS**

TEXAS

Rank	Company Code	Group Code	Company Name	State of Domicile	NBR of New Lives Insured	NBR of Lives In Force Year End	Earned Premiums	Incurred Claims	Market Share Percentage	Cummulative Market Share
1	91596	826	New York Life Ins & Ann Corp	DE	9	9	331,693	77,527	46.64	46.64
2	65676	20	Lincoln Natl Life Ins Co	IN	3	147	236,342	12,217	33.23	79.88
3	67652	20	First Penn Pacific Life Ins Co	IN	12	155	76,529	97,676	10.76	90.64
4	65935	435	Massachusetts Mut Life Ins Co	MA	190	2,258	63,213	0	8.89	99.53
5	67091	860	Northwestern Mut Life Ins Co	WI	1,067	4,064	1,634	101	0.23	99.76
6	65005	4	RiverSource Life Ins Co	MN	317	3,251	829	75	0.12	99.87
7	56014	0	Thrivent Financial For Lutherans	WI	1	1	335	0	0.05	99.92
8	86231	468	Transamerica Life Ins Co	IA	3,042	26,168	261	78	0.04	99.96
9	65838	904	John Hancock Life Ins Co USA	MI	189	3,869	181	478	0.03	99.98
10	87726	4932	BrightHouse Life Ins Co	DE	93	342	106	0	0.01	100.00
			** STATE TOTAL **		4,923	40,517	711,136	188,152	100.00	100.00

CAUTION: The information contained on this page is unaudited and not a complete analysis nor is it an expression of opinion on any insurer. This page may contain inadvertent errors.

**2022 LONG-TERM CARE INSURANCE EXPERIENCE REPORTING FORM 5
ACCELERATION ONLY - MARKET SHARE - TOP TEN COMPANIES
BY ACTUAL EARNED PREMIUMS**

UTAH

Rank	Company Code	Group Code	Company Name	State of Domicile	NBR of New Lives Insured	NBR of Lives In Force Year End	Earned Premiums	Incurred Claims	Market Share Percentage	Cummulative Market Share
1	65676	20	Lincoln Natl Life Ins Co	IN	0	21	26,681	0	47.19	47.19
2	91596	826	New York Life Ins & Ann Corp	DE	1	1	26,226	0	46.39	93.58
3	67652	20	First Penn Pacific Life Ins Co	IN	1	5	1,964	0	3.47	97.06
4	65935	435	Massachusetts Mut Life Ins Co	MA	7	150	1,145	0	2.03	99.08
5	67091	860	Northwestern Mut Life Ins Co	WI	154	623	265	19	0.47	99.55
6	65005	4	RiverSource Life Ins Co	MN	14	391	125	0	0.22	99.77
7	65838	904	John Hancock Life Ins Co USA	MI	11	259	116	0	0.21	99.98
8	86231	468	Transamerica Life Ins Co	IA	79	505	6	0	0.01	99.99
8	87726	4932	Brighthouse Life Ins Co	DE	9	17	6	0	0.01	100.00
10	62049	565	Colonial Life & Accident Ins Co	SC	0	12	1	0	0.00	100.00
			** STATE TOTAL **		276	1,995	56,535	19	100.00	100.00

CAUTION: The information contained on this page is unaudited and not a complete analysis nor is it an expression of opinion on any insurer. This page may contain inadvertent errors.

**2022 LONG-TERM CARE INSURANCE EXPERIENCE REPORTING FORM 5
ACCELERATION ONLY - MARKET SHARE - TOP TEN COMPANIES
BY ACTUAL EARNED PREMIUMS**

VERMONT

Rank	Company Code	Group Code	Company Name	State of Domicile	NBR of New Lives Insured	NBR of Lives In Force Year End	Earned Premiums	Incurred Claims	Market Share Percentage	Cummulative Market Share
1	65676	20	Lincoln Natl Life Ins Co	IN	0	4	9,011	0	68.66	68.66
2	65935	435	Massachusetts Mut Life Ins Co	MA	10	141	3,996	0	30.45	99.11
3	65005	4	RiverSource Life Ins Co	MN	10	123	55	0	0.42	99.53
4	67091	860	Northwestern Mut Life Ins Co	WI	15	89	39	2	0.30	99.82
5	66680	634	National Life Ins Co	VT	0	40	13	24	0.10	99.92
6	65838	904	John Hancock Life Ins Co USA	MI	9	190	7	0	0.05	99.98
7	87726	4932	BrightHouse Life Ins Co	DE	1	5	2	0	0.02	99.99
8	86231	468	Transamerica Life Ins Co	IA	6	35	1	0	0.01	100.00
9	63312	435	MassMutual Ascend Life Ins Co	OH	0	14	0	0	0.00	100.00
9	67652	20	First Penn Pacific Life Ins Co	IN	1	0	0	0	0.00	100.00
9	90611	761	Allianz Life Ins Co Of N Amer	MN	0	1	0	0	0.00	100.00
			** STATE TOTAL **		52	642	13,124	26	100.00	100.00

CAUTION: The information contained on this page is unaudited and not a complete analysis nor is it an expression of opinion on any insurer. This page may contain inadvertent errors.

**2022 LONG-TERM CARE INSURANCE EXPERIENCE REPORTING FORM 5
ACCELERATION ONLY - MARKET SHARE - TOP TEN COMPANIES
BY ACTUAL EARNED PREMIUMS**

VIRGINIA

Rank	Company Code	Group Code	Company Name	State of Domicile	NBR of New Lives Insured	NBR of Lives In Force Year End	Earned Premiums	Incurred Claims	Market Share Percentage	Cummulative Market Share
1	65676	20	Lincoln Natl Life Ins Co	IN	2	128	271,552	79,594	58.54	58.54
2	91596	826	New York Life Ins & Ann Corp	DE	4	4	131,703	0	28.39	86.93
3	65935	435	Massachusetts Mut Life Ins Co	MA	178	1,678	43,906	0	9.46	96.40
4	70769	213	Erie Family Life Ins Co	PA	47	187	10,065	14	2.17	98.57
5	67652	20	First Penn Pacific Life Ins Co	IN	3	11	3,629	0	0.78	99.35
6	67091	860	Northwestern Mut Life Ins Co	WI	728	2,766	1,093	217	0.24	99.58
7	65838	904	John Hancock Life Ins Co USA	MI	108	2,565	957	85	0.21	99.79
8	56014	0	Thrivent Financial For Lutherans	WI	1	1	627	0	0.14	99.93
9	65005	4	RiverSource Life Ins Co	MN	90	1,045	234	0	0.05	99.98
10	86231	468	Transamerica Life Ins Co	IA	699	7,384	56	0	0.01	99.99
			** STATE TOTAL **		1,906	16,120	463,878	79,910	100.00	100.00

CAUTION: The information contained on this page is unaudited and not a complete analysis nor is it an expression of opinion on any insurer. This page may contain inadvertent errors.

**2022 LONG-TERM CARE INSURANCE EXPERIENCE REPORTING FORM 5
ACCELERATION ONLY - MARKET SHARE - TOP TEN COMPANIES
BY ACTUAL EARNED PREMIUMS**

WASHINGTON

Rank	Company Code	Group Code	Company Name	State of Domicile	NBR of New Lives Insured	NBR of Lives In Force Year End	Earned Premiums	Incurred Claims	Market Share Percentage	Cummulative Market Share
1	91596	826	New York Life Ins & Ann Corp	DE	11	7	1,787,021	18,652	93.29	93.29
2	65676	20	Lincoln Natl Life Ins Co	IN	0	61	104,630	154,665	5.46	98.75
3	65935	435	Massachusetts Mut Life Ins Co	MA	89	2,281	17,150	0	0.90	99.65
4	67652	20	First Penn Pacific Life Ins Co	IN	6	12	3,724	0	0.19	99.84
5	67091	860	Northwestern Mut Life Ins Co	WI	1,018	9,237	2,114	110	0.11	99.95
6	65005	4	RiverSource Life Ins Co	MN	140	2,701	351	0	0.02	99.97
7	62553	50	Country Life Ins Co	IL	0	0	327	0	0.02	99.99
8	65838	904	John Hancock Life Ins Co USA	MI	111	4,355	157	9	0.01	100.00
9	87726	4932	Brighthouse Life Ins Co	DE	10	225	42	0	0.00	100.00
10	86231	468	Transamerica Life Ins Co	IA	420	4,016	33	0	0.00	100.00
			** STATE TOTAL**		1,805	22,975	1,915,549	173,436	100.00	100.00

CAUTION: The information contained on this page is unaudited and not a complete analysis nor is it an expression of opinion on any insurer. This page may contain inadvertent errors.

**2022 LONG-TERM CARE INSURANCE EXPERIENCE REPORTING FORM 5
ACCELERATION ONLY - MARKET SHARE - TOP TEN COMPANIES
BY ACTUAL EARNED PREMIUMS**

WEST VIRGINIA

Rank	Company Code	Group Code	Company Name	State of Domicile	NBR of New Lives Insured	NBR of Lives In Force Year End	Earned Premiums	Incurred Claims	Market Share Percentage	Cummulative Market Share
1	70769	213	Erie Family Life Ins Co	PA	5	74	4,978	0	52.05	52.05
2	91596	826	New York Life Ins & Ann Corp	DE	0	0	4,030	0	42.14	94.20
3	65935	435	Massachusetts Mut Life Ins Co	MA	2	98	301	0	3.15	97.34
4	67091	860	Northwestern Mut Life Ins Co	WI	86	295	96	6	1.00	98.35
5	65676	20	Lincoln Natl Life Ins Co	IN	0	1	75	0	0.78	99.13
6	65838	904	John Hancock Life Ins Co USA	MI	8	303	48	0	0.50	99.63
7	65005	4	RiverSource Life Ins Co	MN	10	68	27	0	0.28	99.92
8	87726	4932	Brighthouse Life Ins Co	DE	1	10	4	0	0.04	99.96
9	86231	468	Transamerica Life Ins Co	IA	36	105	3	0	0.03	99.99
10	62049	565	Colonial Life & Accident Ins Co	SC	0	21	1	0	0.01	100.00
			** STATE TOTAL **		148	978	9,563	6	100.00	100.00

CAUTION: The information contained on this page is unaudited and not a complete analysis nor is it an expression of opinion on any insurer. This page may contain inadvertent errors.

**2022 LONG-TERM CARE INSURANCE EXPERIENCE REPORTING FORM 5
ACCELERATION ONLY - MARKET SHARE - TOP TEN COMPANIES
BY ACTUAL EARNED PREMIUMS**

WISCONSIN

Rank	Company Code	Group Code	Company Name	State of Domicile	NBR of New Lives Insured	NBR of Lives In Force Year End	Earned Premiums	Incurred Claims	Market Share Percentage	Cummulative Market Share
1	91596	826	New York Life Ins & Ann Corp	DE	0	0	106,907	76,671	43.91	43.91
2	65676	20	Lincoln Natl Life Ins Co	IN	1	88	93,608	199,449	38.44	82.35
3	56014	0	Thrivent Financial For Lutherans	WI	3	3	12,232	0	5.02	87.37
4	65935	435	Massachusetts Mut Life Ins Co	MA	68	639	10,442	0	4.29	91.66
5	67652	20	First Penn Pacific Life Ins Co	IN	2	41	9,179	0	3.77	95.43
6	56030	0	Catholic Financial Life	WI	0	0	5,726	12,001	2.35	97.78
7	70769	213	Erie Family Life Ins Co	PA	7	39	2,939	0	1.21	98.99
8	67091	860	Northwestern Mut Life Ins Co	WI	1,220	5,569	1,583	114	0.65	99.64
9	65838	904	John Hancock Life Ins Co USA	MI	69	3,151	404	449	0.17	99.80
10	65005	4	RiverSource Life Ins Co	MN	61	972	255	142	0.10	99.91
			** STATE TOTAL **		1,499	12,493	243,496	288,826	100.00	100.00

CAUTION: The information contained on this page is unaudited and not a complete analysis nor is it an expression of opinion on any insurer. This page may contain inadvertent errors.

**2022 LONG-TERM CARE INSURANCE EXPERIENCE REPORTING FORM 5
ACCELERATION ONLY - MARKET SHARE - TOP TEN COMPANIES
BY ACTUAL EARNED PREMIUMS**

WYOMING

Rank	Company Code	Group Code	Company Name	State of Domicile	NBR of New Lives Insured	NBR of Lives In Force Year End	Earned Premiums	Incurred Claims	Market Share Percentage	Cummulative Market Share
1	65676	20	Lincoln Natl Life Ins Co	IN	0	7	9,305	0	83.56	83.56
2	67652	20	First Penn Pacific Life Ins Co	IN	0	7	1,093	18,604	9.82	93.37
3	65935	435	Massachusetts Mut Life Ins Co	MA	4	11	622	0	5.59	98.96
4	67091	860	Northwestern Mut Life Ins Co	WI	72	180	69	4	0.62	99.58
5	65005	4	RiverSource Life Ins Co	MN	4	125	42	0	0.38	99.96
6	65838	904	John Hancock Life Ins Co USA	MI	4	162	5	46	0.04	100.00
7	62049	565	Colonial Life & Accident Ins Co	SC	0	3	0	0	0.00	100.00
7	90611	761	Allianz Life Ins Co Of N Amer	MN	0	2	0	0	0.00	100.00
7	86231	468	Transamerica Life Ins Co	IA	13	35	0	0	0.00	100.00
7	87726	4932	BrightHouse Life Ins Co	DE	0	2	0	0	0.00	100.00
			** STATE TOTAL **		97	534	11,136	18,654	100.00	100.00

CAUTION: The information contained on this page is unaudited and not a complete analysis nor is it an expression of opinion on any insurer. This page may contain inadvertent errors.

**2022 LONG-TERM CARE INSURANCE EXPERIENCE REPORTING FORM 5
ACCELERATION ONLY - MARKET SHARE - TOP TEN COMPANIES
BY ACTUAL EARNED PREMIUMS**

GUAM

Rank	Company Code	Group Code	Company Name	State of Domicile	NBR of New Lives Insured	NBR of Lives In Force Year End	Earned Premiums	Incurred Claims	Market Share Percentage	Cummulative Market Share
1	65838	904	John Hancock Life Ins Co USA	MI	0	11	0	0		
			** STATE TOTAL **		0	11	0	0		100.00

CAUTION: The information contained on this page is unaudited and not a complete analysis nor is it an expression of opinion on any insurer. This page may contain inadvertent errors.

**2022 LONG-TERM CARE INSURANCE EXPERIENCE REPORTING FORM 5
ACCELERATION ONLY - MARKET SHARE - TOP TEN COMPANIES
BY ACTUAL EARNED PREMIUMS**

PUERTO RICO

Rank	Company Code	Group Code	Company Name	State of Domicile	NBR of New Lives Insured	NBR of Lives In Force Year End	Earned Premiums	Incurred Claims	Market Share Percentage	Cummulative Market Share
1	65935	435	Massachusetts Mut Life Ins Co	MA	63	431	20,255	0	99.03	99.03
2	65838	904	John Hancock Life Ins Co USA	MI	0	30	198	0	0.97	100.00
			** STATE TOTAL **		63	461	20,453	0	100.00	100.00

CAUTION: The information contained on this page is unaudited and not a complete analysis nor is it an expression of opinion on any insurer. This page may contain inadvertent errors.

2022 Long-Term Care Insurance Experience Reporting - Form 5
by State and U.S. Territory Totals
Insurance Experience by Line of Business

Row Description	State	Earned Premium	Incurred Claims	Number of New Lives Insured	Number of Lives in Force Year End
Alabama					
Stand-Alone LTC					
1. Current		480,581	380,318	571	66,757
2. Total Inception-to-Date		3,080,599	3,498,494	154,179	
LTC Hybrid Policies and Riders					
3. Current (Acceleration Only)		101,725	30	394	2,846
4. Total Inception-to-Date (Acceleration Only)		3,925,774	456,790	3,404	
5. Current (Extended Benefits Policies)		5,325,686	690,016	499	4,576
6. Total Inception-to-Date (Extended Benefits Policies)		50,488,202	6,245,567	11,554	
Alaska					
Stand-Alone LTC					
1. Current		49,577	554,606	59	7,507
2. Total Inception-to-Date		325,265	1,056,909	14,675	
LTC Hybrid Policies and Riders					
3. Current (Acceleration Only)		110,910	2	44	407
4. Total Inception-to-Date (Acceleration Only)		1,705,663	103,662	644	
5. Current (Extended Benefits Policies)		2,806,433	80,223	43	649
6. Total Inception-to-Date (Extended Benefits Policies)		20,543,307	688,518	839	

CAUTION: The information contained on this page is unaudited and not a complete analysis nor is it an expression of opinion on any insurer. This page may contain inadvertent errors.

2022 Long-Term Care Insurance Experience Reporting - Form 5
by State and U.S. Territory Totals
Insurance Experience by Line of Business

Row Description	State	Earned Premium	Incurred Claims	Number of New Lives Insured	Number of Lives in Force Year End
American Samoa					
Stand-Alone LTC					
1. Current		0	0	0	0
2. Total Inception-to-Date		0	0	0	
LTC Hybrid Policies and Riders					
3. Current (Acceleration Only)		0	0	0	0
4. Total Inception-to-Date (Acceleration Only)		0	0	0	
5. Current (Extended Benefits Policies)		0	0	0	0
6. Total Inception-to-Date (Extended Benefits Policies)		0	0	0	
Arizona					
Stand-Alone LTC					
1. Current		2,326,706	4,893,888	1,784	90,971
2. Total Inception-to-Date		5,931,089	19,113,298	231,461	
LTC Hybrid Policies and Riders					
3. Current (Acceleration Only)		106,450	55,907	603	6,600
4. Total Inception-to-Date (Acceleration Only)		5,423,267	549,273	6,593	
5. Current (Extended Benefits Policies)		13,952,018	1,011,087	364	5,363
6. Total Inception-to-Date (Extended Benefits Policies)		95,830,528	10,318,357	7,430	

CAUTION: The information contained on this page is unaudited and not a complete analysis nor is it an expression of opinion on any insurer. This page may contain inadvertent errors.

2022 Long-Term Care Insurance Experience Reporting - Form 5
by State and U.S. Territory Totals
Insurance Experience by Line of Business

Row Description	State	Earned Premium	Incurred Claims	Number of New Lives Insured	Number of Lives in Force Year End
Arkansas					
Stand-Alone LTC					
1. Current		80,504	79,975	414	33,852
2. Total Inception-to-Date		1,421,109	1,006,227	83,517	
LTC Hybrid Policies and Riders					
3. Current (Acceleration Only)		29,727	28,323	171	6,049
4. Total Inception-to-Date (Acceleration Only)		1,590,129	225,624	1,416	
5. Current (Extended Benefits Policies)		2,233,181	322,810	86	1,646
6. Total Inception-to-Date (Extended Benefits Policies)		21,556,963	3,192,706	4,155	
California					
Stand-Alone LTC					
1. Current		7,671,016	6,787,356	16,980	598,436
2. Total Inception-to-Date		28,461,967	49,013,404	1,394,920	
LTC Hybrid Policies and Riders					
3. Current (Acceleration Only)		1,444,388	514,585	10,388	114,651
4. Total Inception-to-Date (Acceleration Only)		89,887,447	9,060,235	147,680	
5. Current (Extended Benefits Policies)		92,855,159	10,696,912	1,698	33,172
6. Total Inception-to-Date (Extended Benefits Policies)		824,026,340	117,241,296	43,383	

CAUTION: The information contained on this page is unaudited and not a complete analysis nor is it an expression of opinion on any insurer. This page may contain inadvertent errors.

2022 Long-Term Care Insurance Experience Reporting - Form 5
by State and U.S. Territory Totals
Insurance Experience by Line of Business

Row Description	State	Earned Premium	Incurred Claims	Number of New Lives Insured	Number of Lives in Force Year End
Colorado					
Stand-Alone LTC					
1. Current		869,340	999,906	1,284	124,319
2. Total Inception-to-Date		5,402,666	5,715,100	253,827	
LTC Hybrid Policies and Riders					
3. Current (Acceleration Only)		176,550	114,553	1,187	9,154
4. Total Inception-to-Date (Acceleration Only)		5,022,955	977,034	9,813	
5. Current (Extended Benefits Policies)		18,531,936	1,252,983	443	5,372
6. Total Inception-to-Date (Extended Benefits Policies)		109,760,764	9,783,661	7,082	
Connecticut					
Stand-Alone LTC					
1. Current		2,792,353	3,227,027	1,419	108,194
2. Total Inception-to-Date		8,179,931	16,197,487	209,806	
LTC Hybrid Policies and Riders					
3. Current (Acceleration Only)		185,702	60,321	652	6,341
4. Total Inception-to-Date (Acceleration Only)		11,672,286	782,342	6,088	
5. Current (Extended Benefits Policies)		17,378,650	595,680	284	4,302
6. Total Inception-to-Date (Extended Benefits Policies)		88,520,484	4,264,441	4,614	

CAUTION: The information contained on this page is unaudited and not a complete analysis nor is it an expression of opinion on any insurer. This page may contain inadvertent errors.

2022 Long-Term Care Insurance Experience Reporting - Form 5
by State and U.S. Territory Totals
Insurance Experience by Line of Business

Row Description	State	Earned Premium	Incurred Claims	Number of New Lives Insured	Number of Lives in Force Year End
Delaware					
Stand-Alone LTC					
1. Current		584,986	1,084,236	157	24,706
2. Total Inception-to-Date		1,297,942	3,371,259	41,312	
LTC Hybrid Policies and Riders					
3. Current (Acceleration Only)		31,565	28	133	1,465
4. Total Inception-to-Date (Acceleration Only)		1,704,544	124,963	1,407	
5. Current (Extended Benefits Policies)		3,263,170	29,957	120	1,253
6. Total Inception-to-Date (Extended Benefits Policies)		22,364,630	715,250	1,625	
District Of Columbia					
Stand-Alone LTC					
1. Current		396,135	204,188	1,671	35,919
2. Total Inception-to-Date		1,245,211	1,746,148	85,370	
LTC Hybrid Policies and Riders					
3. Current (Acceleration Only)		11,998	50	190	3,790
4. Total Inception-to-Date (Acceleration Only)		112,534	50	1,168	
5. Current (Extended Benefits Policies)		2,870,005	38,719	39	1,467
6. Total Inception-to-Date (Extended Benefits Policies)		17,340,149	545,899	3,765	

CAUTION: The information contained on this page is unaudited and not a complete analysis nor is it an expression of opinion on any insurer. This page may contain inadvertent errors.

2022 Long-Term Care Insurance Experience Reporting - Form 5
by State and U.S. Territory Totals
Insurance Experience by Line of Business

Row Description	State	Earned Premium	Incurred Claims	Number of New Lives Insured	Number of Lives in Force Year End
Florida					
Stand-Alone LTC					
1. Current		5,383,931	2,529,127	5,667	296,834
2. Total Inception-to-Date		18,580,477	42,884,107	805,421	
LTC Hybrid Policies and Riders					
3. Current (Acceleration Only)		322,114	97,683	3,063	24,236
4. Total Inception-to-Date (Acceleration Only)		9,479,716	1,755,250	28,188	
5. Current (Extended Benefits Policies)		48,282,711	4,289,618	827	15,474
6. Total Inception-to-Date (Extended Benefits Policies)		329,295,726	36,806,199	18,306	
Georgia					
Stand-Alone LTC					
1. Current		2,873,471	3,674,804	1,811	145,171
2. Total Inception-to-Date		7,512,020	16,053,138	319,701	
LTC Hybrid Policies and Riders					
3. Current (Acceleration Only)		215,529	10,330	2,248	24,513
4. Total Inception-to-Date (Acceleration Only)		5,376,643	162,158	20,049	
5. Current (Extended Benefits Policies)		17,196,038	712,306	740	9,150
6. Total Inception-to-Date (Extended Benefits Policies)		111,094,623	7,175,884	19,736	

CAUTION: The information contained on this page is unaudited and not a complete analysis nor is it an expression of opinion on any insurer. This page may contain inadvertent errors.

2022 Long-Term Care Insurance Experience Reporting - Form 5
by State and U.S. Territory Totals
Insurance Experience by Line of Business

Row Description	State	Earned Premium	Incurred Claims	Number of New Lives Insured	Number of Lives in Force Year End
Guam					
Stand-Alone LTC					
1. Current		0	0	0	0
2. Total Inception-to-Date		188	0	37	
LTC Hybrid Policies and Riders					
3. Current (Acceleration Only)		0	0	0	11
4. Total Inception-to-Date (Acceleration Only)		14	0	11	
5. Current (Extended Benefits Policies)		0	0	0	0
6. Total Inception-to-Date (Extended Benefits Policies)		0	0	0	
Hawaii					
Stand-Alone LTC					
1. Current		169,688	52,408	2,328	72,706
2. Total Inception-to-Date		2,026,102	1,959,239	176,892	
LTC Hybrid Policies and Riders					
3. Current (Acceleration Only)		126,800	28,737	929	8,801
4. Total Inception-to-Date (Acceleration Only)		8,138,436	698,125	8,087	
5. Current (Extended Benefits Policies)		4,251,350	487,870	132	1,876
6. Total Inception-to-Date (Extended Benefits Policies)		42,193,866	6,446,703	2,425	

CAUTION: The information contained on this page is unaudited and not a complete analysis nor is it an expression of opinion on any insurer.
This page may contain inadvertent errors.

2022 Long-Term Care Insurance Experience Reporting - Form 5
by State and U.S. Territory Totals
Insurance Experience by Line of Business

Row Description	State	Earned Premium	Incurred Claims	Number of New Lives Insured	Number of Lives in Force Year End
Idaho					
Stand-Alone LTC					
1. Current		76,985	182,085	428	21,700
2. Total Inception-to-Date		890,610	1,104,804	47,396	
LTC Hybrid Policies and Riders					
3. Current (Acceleration Only)		58,161	104	169	1,704
4. Total Inception-to-Date (Acceleration Only)		1,322,139	92,363	1,916	
5. Current (Extended Benefits Policies)		3,105,901	202,678	67	871
6. Total Inception-to-Date (Extended Benefits Policies)		17,701,073	1,048,977	1,305	
Illinois					
Stand-Alone LTC					
1. Current		2,857,300	2,325,967	7,413	303,964
2. Total Inception-to-Date		13,585,292	16,292,093	667,954	
LTC Hybrid Policies and Riders					
3. Current (Acceleration Only)		274,374	46,894	3,046	22,098
4. Total Inception-to-Date (Acceleration Only)		7,254,519	1,150,696	29,842	
5. Current (Extended Benefits Policies)		37,449,757	2,006,872	874	13,566
6. Total Inception-to-Date (Extended Benefits Policies)		225,228,265	15,777,348	21,632	

CAUTION: The information contained on this page is unaudited and not a complete analysis nor is it an expression of opinion on any insurer. This page may contain inadvertent errors.

2022 Long-Term Care Insurance Experience Reporting - Form 5
by State and U.S. Territory Totals
Insurance Experience by Line of Business

Row Description	State	Earned Premium	Incurred Claims	Number of New Lives Insured	Number of Lives in Force Year End
Indiana					
Stand-Alone LTC					
1. Current		274,653	459,592	774	94,577
2. Total Inception-to-Date		4,215,878	3,530,968	222,947	
LTC Hybrid Policies and Riders					
3. Current (Acceleration Only)		127,828	41,685	1,030	8,874
4. Total Inception-to-Date (Acceleration Only)		4,036,649	655,667	8,872	
5. Current (Extended Benefits Policies)		11,822,614	715,557	687	5,584
6. Total Inception-to-Date (Extended Benefits Policies)		72,691,012	5,896,068	12,044	
Iowa					
Stand-Alone LTC					
1. Current		752,877	1,649,922	694	119,410
2. Total Inception-to-Date		5,871,990	11,257,612	289,306	
LTC Hybrid Policies and Riders					
3. Current (Acceleration Only)		30,979	131,075	482	4,521
4. Total Inception-to-Date (Acceleration Only)		6,091,929	958,745	5,778	
5. Current (Extended Benefits Policies)		5,163,292	527,702	163	2,317
6. Total Inception-to-Date (Extended Benefits Policies)		43,721,841	5,128,984	3,816	

CAUTION: The information contained on this page is unaudited and not a complete analysis nor is it an expression of opinion on any insurer.
This page may contain inadvertent errors.

2022 Long-Term Care Insurance Experience Reporting - Form 5
by State and U.S. Territory Totals
Insurance Experience by Line of Business

Row Description	State	Earned Premium	Incurred Claims	Number of New Lives Insured	Number of Lives in Force Year End
Kansas					
Stand-Alone LTC					
1. Current		825,178	1,041,830	1,589	92,962
2. Total Inception-to-Date		4,243,019	5,090,255	214,680	
LTC Hybrid Policies and Riders					
3. Current (Acceleration Only)		29,731	56,196	280	5,221
4. Total Inception-to-Date (Acceleration Only)		3,489,875	238,861	3,294	
5. Current (Extended Benefits Policies)		4,641,947	390,697	342	2,364
6. Total Inception-to-Date (Extended Benefits Policies)		44,504,448	3,234,849	3,729	
Kentucky					
Stand-Alone LTC					
1. Current		171,218	158,061	1,001	63,558
2. Total Inception-to-Date		2,642,955	1,770,698	146,648	
LTC Hybrid Policies and Riders					
3. Current (Acceleration Only)		50,198	31,968	407	3,077
4. Total Inception-to-Date (Acceleration Only)		1,496,967	172,729	4,105	
5. Current (Extended Benefits Policies)		6,889,183	467,841	214	2,801
6. Total Inception-to-Date (Extended Benefits Policies)		44,552,504	2,545,852	5,033	

CAUTION: The information contained on this page is unaudited and not a complete analysis nor is it an expression of opinion on any insurer. This page may contain inadvertent errors.

2022 Long-Term Care Insurance Experience Reporting - Form 5
by State and U.S. Territory Totals
Insurance Experience by Line of Business

Row Description	State	Earned Premium	Incurred Claims	Number of New Lives Insured	Number of Lives in Force Year End
Louisiana					
Stand-Alone LTC					
1. Current		221,192	142,824	1,239	66,043
2. Total Inception-to-Date		2,174,809	1,465,521	141,887	
LTC Hybrid Policies and Riders					
3. Current (Acceleration Only)		55,630	33,586	415	4,337
4. Total Inception-to-Date (Acceleration Only)		4,633,475	332,130	4,238	
5. Current (Extended Benefits Policies)		6,912,375	872,255	163	3,733
6. Total Inception-to-Date (Extended Benefits Policies)		59,257,122	7,342,835	6,956	
Maine					
Stand-Alone LTC					
1. Current		55,015	79,823	858	35,990
2. Total Inception-to-Date		1,510,139	877,538	91,634	
LTC Hybrid Policies and Riders					
3. Current (Acceleration Only)		30,319	23	123	967
4. Total Inception-to-Date (Acceleration Only)		1,172,841	172,135	1,035	
5. Current (Extended Benefits Policies)		2,768,700	216,303	50	926
6. Total Inception-to-Date (Extended Benefits Policies)		18,151,078	1,134,827	1,190	

CAUTION: The information contained on this page is unaudited and not a complete analysis nor is it an expression of opinion on any insurer. This page may contain inadvertent errors.

2022 Long-Term Care Insurance Experience Reporting - Form 5
by State and U.S. Territory Totals
Insurance Experience by Line of Business

Row Description	State	Earned Premium	Incurred Claims	Number of New Lives Insured	Number of Lives in Force Year End
Maryland					
Stand-Alone LTC					
1. Current		3,729,990	946,007	1,521	135,277
2. Total Inception-to-Date		9,172,879	14,502,049	275,917	
LTC Hybrid Policies and Riders					
3. Current (Acceleration Only)		424,638	148,530	2,107	33,829
4. Total Inception-to-Date (Acceleration Only)		6,070,780	883,683	15,981	
5. Current (Extended Benefits Policies)		22,460,428	1,207,603	713	8,594
6. Total Inception-to-Date (Extended Benefits Policies)		145,454,254	8,583,091	14,478	
Massachusetts					
Stand-Alone LTC					
1. Current		1,262,830	942,686	3,498	171,139
2. Total Inception-to-Date		7,895,130	7,053,242	350,263	
LTC Hybrid Policies and Riders					
3. Current (Acceleration Only)		230,834	22,762	1,359	10,263
4. Total Inception-to-Date (Acceleration Only)		12,581,794	586,678	11,932	
5. Current (Extended Benefits Policies)		26,700,758	963,396	552	6,256
6. Total Inception-to-Date (Extended Benefits Policies)		163,192,287	7,045,047	8,206	

CAUTION: The information contained on this page is unaudited and not a complete analysis nor is it an expression of opinion on any insurer. This page may contain inadvertent errors.

2022 Long-Term Care Insurance Experience Reporting - Form 5
by State and U.S. Territory Totals
Insurance Experience by Line of Business

Row Description	State	Earned Premium	Incurred Claims	Number of New Lives Insured	Number of Lives in Force Year End
Michigan					
Stand-Alone LTC					
1. Current		2,434,991	1,805,550	2,642	161,151
2. Total Inception-to-Date		8,232,034	13,315,506	379,714	
LTC Hybrid Policies and Riders					
3. Current (Acceleration Only)		133,417	24,427	884	9,470
4. Total Inception-to-Date (Acceleration Only)		4,474,999	1,176,053	11,141	
5. Current (Extended Benefits Policies)		18,812,799	1,750,081	526	8,808
6. Total Inception-to-Date (Extended Benefits Policies)		118,468,626	11,227,770	18,561	
Minnesota					
Stand-Alone LTC					
1. Current		1,630,550	1,727,073	2,381	199,389
2. Total Inception-to-Date		8,036,322	11,407,664	370,893	
LTC Hybrid Policies and Riders					
3. Current (Acceleration Only)		92,309	33,413	1,469	10,008
4. Total Inception-to-Date (Acceleration Only)		2,144,308	271,218	11,415	
5. Current (Extended Benefits Policies)		13,512,879	520,440	326	5,054
6. Total Inception-to-Date (Extended Benefits Policies)		73,373,860	4,127,497	6,567	

CAUTION: The information contained on this page is unaudited and not a complete analysis nor is it an expression of opinion on any insurer.
This page may contain inadvertent errors.

2022 Long-Term Care Insurance Experience Reporting - Form 5
by State and U.S. Territory Totals
Insurance Experience by Line of Business

Row Description	State	Earned Premium	Incurred Claims	Number of New Lives Insured	Number of Lives in Force Year End
Mississippi					
Stand-Alone LTC					
1. Current		76,156	(126,127)	628	36,338
2. Total Inception-to-Date		1,384,300	1,103,740	85,942	
LTC Hybrid Policies and Riders					
3. Current (Acceleration Only)		17,296	7,712	149	5,524
4. Total Inception-to-Date (Acceleration Only)		2,093,595	9,351	2,171	
5. Current (Extended Benefits Policies)		1,858,280	150,901	226	1,872
6. Total Inception-to-Date (Extended Benefits Policies)		17,506,757	1,740,432	5,466	
Missouri					
Stand-Alone LTC					
1. Current		1,571,459	1,519,417	1,949	143,926
2. Total Inception-to-Date		7,111,341	7,669,526	350,437	
LTC Hybrid Policies and Riders					
3. Current (Acceleration Only)		143,921	18,531	773	7,472
4. Total Inception-to-Date (Acceleration Only)		3,733,896	564,327	6,911	
5. Current (Extended Benefits Policies)		12,360,808	885,308	533	5,580
6. Total Inception-to-Date (Extended Benefits Policies)		86,403,250	8,682,968	8,345	

CAUTION: The information contained on this page is unaudited and not a complete analysis nor is it an expression of opinion on any insurer. This page may contain inadvertent errors.

2022 Long-Term Care Insurance Experience Reporting - Form 5
by State and U.S. Territory Totals
Insurance Experience by Line of Business

Row Description	State	Earned Premium	Incurred Claims	Number of New Lives Insured	Number of Lives in Force Year End
Montana					
Stand-Alone LTC					
1. Current		47,901	43,831	613	25,491
2. Total Inception-to-Date		936,626	635,676	58,151	
LTC Hybrid Policies and Riders					
3. Current (Acceleration Only)		25,665	7	95	906
4. Total Inception-to-Date (Acceleration Only)		1,441,765	165,834	1,108	
5. Current (Extended Benefits Policies)		2,203,752	37,866	83	745
6. Total Inception-to-Date (Extended Benefits Policies)		18,517,261	906,544	995	
Nebraska					
Stand-Alone LTC					
1. Current		194,770	275,055	529	80,724
2. Total Inception-to-Date		3,739,070	4,029,589	190,266	
LTC Hybrid Policies and Riders					
3. Current (Acceleration Only)		31,783	20,434	246	1,756
4. Total Inception-to-Date (Acceleration Only)		2,026,951	548,517	2,429	
5. Current (Extended Benefits Policies)		3,372,394	209,735	120	1,559
6. Total Inception-to-Date (Extended Benefits Policies)		23,967,403	2,246,384	2,827	

CAUTION: The information contained on this page is unaudited and not a complete analysis nor is it an expression of opinion on any insurer. This page may contain inadvertent errors.

2022 Long-Term Care Insurance Experience Reporting - Form 5
by State and U.S. Territory Totals
Insurance Experience by Line of Business

Row Description	State	Earned Premium	Incurred Claims	Number of New Lives Insured	Number of Lives in Force Year End
Nevada					
Stand-Alone LTC					
1. Current		159,901	339,525	974	31,197
2. Total Inception-to-Date		1,076,043	1,820,799	99,152	
LTC Hybrid Policies and Riders					
3. Current (Acceleration Only)		16,929	34,141	628	4,379
4. Total Inception-to-Date (Acceleration Only)		1,782,835	295,552	6,699	
5. Current (Extended Benefits Policies)		4,022,424	253,021	190	1,533
6. Total Inception-to-Date (Extended Benefits Policies)		36,562,752	3,198,051	2,287	
New Hampshire					
Stand-Alone LTC					
1. Current		175,394	335,415	720	29,129
2. Total Inception-to-Date		1,365,142	1,007,165	60,652	
LTC Hybrid Policies and Riders					
3. Current (Acceleration Only)		92,101	59	220	2,488
4. Total Inception-to-Date (Acceleration Only)		1,495,537	105,843	2,447	
5. Current (Extended Benefits Policies)		5,177,421	250,862	82	1,402
6. Total Inception-to-Date (Extended Benefits Policies)		30,736,587	1,739,413	1,642	

CAUTION: The information contained on this page is unaudited and not a complete analysis nor is it an expression of opinion on any insurer.
This page may contain inadvertent errors.

2022 Long-Term Care Insurance Experience Reporting - Form 5
by State and U.S. Territory Totals
Insurance Experience by Line of Business

Row Description	State	Earned Premium	Incurred Claims	Number of New Lives Insured	Number of Lives in Force Year End
New Jersey					
Stand-Alone LTC					
1. Current		2,007,218	1,439,688	1,920	196,839
2. Total Inception-to-Date		10,806,864	12,845,913	416,962	
LTC Hybrid Policies and Riders					
3. Current (Acceleration Only)		266,704	70,441	1,752	19,620
4. Total Inception-to-Date (Acceleration Only)		22,711,553	329,089	18,497	
5. Current (Extended Benefits Policies)		35,928,735	1,038,895	638	10,915
6. Total Inception-to-Date (Extended Benefits Policies)		181,673,806	8,128,753	13,549	
New Mexico					
Stand-Alone LTC					
1. Current		268,197	682,195	420	40,356
2. Total Inception-to-Date		1,227,746	2,540,347	82,406	
LTC Hybrid Policies and Riders					
3. Current (Acceleration Only)		12,297	42,650	200	1,440
4. Total Inception-to-Date (Acceleration Only)		2,791,975	204,852	1,911	
5. Current (Extended Benefits Policies)		3,070,870	129,134	76	984
6. Total Inception-to-Date (Extended Benefits Policies)		20,648,913	1,517,929	3,058	

CAUTION: The information contained on this page is unaudited and not a complete analysis nor is it an expression of opinion on any insurer.
This page may contain inadvertent errors.

2022 Long-Term Care Insurance Experience Reporting - Form 5
by State and U.S. Territory Totals
Insurance Experience by Line of Business

Row Description	State	Earned Premium	Incurred Claims	Number of New Lives Insured	Number of Lives in Force Year End
New York					
Stand-Alone LTC					
1. Current		992,470	1,638,587	4,127	370,061
2. Total Inception-to-Date		20,181,693	15,096,283	707,694	
LTC Hybrid Policies and Riders					
3. Current (Acceleration Only)		544,119	116,205	2,955	45,972
4. Total Inception-to-Date (Acceleration Only)		32,208,998	1,417,585	39,304	
5. Current (Extended Benefits Policies)		9,869,065	2,097,169	272	9,886
6. Total Inception-to-Date (Extended Benefits Policies)		146,267,293	13,950,970	11,494	
North Carolina					
Stand-Alone LTC					
1. Current		2,464,853	1,362,656	2,062	174,619
2. Total Inception-to-Date		8,914,520	11,242,845	365,992	
LTC Hybrid Policies and Riders					
3. Current (Acceleration Only)		194,377	113,622	1,429	15,988
4. Total Inception-to-Date (Acceleration Only)		5,615,619	626,419	10,221	
5. Current (Extended Benefits Policies)		30,141,938	1,434,475	710	10,220
6. Total Inception-to-Date (Extended Benefits Policies)		185,467,567	14,911,729	11,603	

CAUTION: The information contained on this page is unaudited and not a complete analysis nor is it an expression of opinion on any insurer. This page may contain inadvertent errors.

2022 Long-Term Care Insurance Experience Reporting - Form 5
by State and U.S. Territory Totals
Insurance Experience by Line of Business

Row Description	State	Earned Premium	Incurred Claims	Number of New Lives Insured	Number of Lives in Force Year End
North Dakota					
Stand-Alone LTC					
1. Current		66,218	117,187	221	30,256
2. Total Inception-to-Date		1,622,877	2,275,215	71,079	
LTC Hybrid Policies and Riders					
3. Current (Acceleration Only)		24,660	37	171	1,528
4. Total Inception-to-Date (Acceleration Only)		362,374	173,085	1,785	
5. Current (Extended Benefits Policies)		2,262,757	26,292	66	762
6. Total Inception-to-Date (Extended Benefits Policies)		11,840,947	702,394	1,272	
Northern Mariana Islands					
Stand-Alone LTC					
1. Current		0	0	0	0
2. Total Inception-to-Date		0	0	0	
LTC Hybrid Policies and Riders					
3. Current (Acceleration Only)		0	0	0	0
4. Total Inception-to-Date (Acceleration Only)		0	0	0	
5. Current (Extended Benefits Policies)		0	0	0	0
6. Total Inception-to-Date (Extended Benefits Policies)		0	0	0	

CAUTION: The information contained on this page is unaudited and not a complete analysis nor is it an expression of opinion on any insurer. This page may contain inadvertent errors.

2022 Long-Term Care Insurance Experience Reporting - Form 5
by State and U.S. Territory Totals
Insurance Experience by Line of Business

Row Description	State	Earned Premium	Incurred Claims	Number of New Lives Insured	Number of Lives in Force Year End
Ohio					
Stand-Alone LTC					
1. Current		565,058	847,305	2,496	211,611
2. Total Inception-to-Date		9,042,660	8,905,416	471,972	
LTC Hybrid Policies and Riders					
3. Current (Acceleration Only)		301,839	117,128	1,112	10,104
4. Total Inception-to-Date (Acceleration Only)		11,611,305	1,256,953	11,542	
5. Current (Extended Benefits Policies)		24,094,297	1,915,813	460	12,170
6. Total Inception-to-Date (Extended Benefits Policies)		178,046,165	17,240,710	20,811	
Oklahoma					
Stand-Alone LTC					
1. Current		137,539	102,323	443	52,298
2. Total Inception-to-Date		2,067,358	2,483,900	118,040	
LTC Hybrid Policies and Riders					
3. Current (Acceleration Only)		28,160	51,777	258	5,195
4. Total Inception-to-Date (Acceleration Only)		1,627,811	220,189	2,083	
5. Current (Extended Benefits Policies)		3,413,564	247,952	235	1,858
6. Total Inception-to-Date (Extended Benefits Policies)		31,956,301	4,107,439	3,030	

CAUTION: The information contained on this page is unaudited and not a complete analysis nor is it an expression of opinion on any insurer. This page may contain inadvertent errors.

2022 Long-Term Care Insurance Experience Reporting - Form 5
by State and U.S. Territory Totals
Insurance Experience by Line of Business

Row Description	State	Earned Premium	Incurred Claims	Number of New Lives Insured	Number of Lives in Force Year End
Oregon					
Stand-Alone LTC					
1. Current		443,086	711,493	1,113	77,102
2. Total Inception-to-Date		3,490,279	5,421,862	185,701	
LTC Hybrid Policies and Riders					
3. Current (Acceleration Only)		204,571	72,174	475	3,935
4. Total Inception-to-Date (Acceleration Only)		4,189,128	427,418	4,555	
5. Current (Extended Benefits Policies)		9,269,668	402,008	258	3,303
6. Total Inception-to-Date (Extended Benefits Policies)		62,655,960	5,998,975	4,308	
Pennsylvania					
Stand-Alone LTC					
1. Current		3,514,363	2,633,404	2,023	228,020
2. Total Inception-to-Date		13,036,149	17,688,873	520,123	
LTC Hybrid Policies and Riders					
3. Current (Acceleration Only)		373,623	280,788	2,052	22,676
4. Total Inception-to-Date (Acceleration Only)		16,085,328	2,051,362	19,858	
5. Current (Extended Benefits Policies)		38,797,516	1,557,143	561	11,571
6. Total Inception-to-Date (Extended Benefits Policies)		247,213,571	13,955,697	13,241	

CAUTION: The information contained on this page is unaudited and not a complete analysis nor is it an expression of opinion on any insurer. This page may contain inadvertent errors.

2022 Long-Term Care Insurance Experience Reporting - Form 5
by State and U.S. Territory Totals
Insurance Experience by Line of Business

Row Description	State	Earned Premium	Incurred Claims	Number of New Lives Insured	Number of Lives in Force Year End
Puerto Rico					
Stand-Alone LTC					
1. Current		1,825	537	5	1,226
2. Total Inception-to-Date		32,399	7,496	2,333	
LTC Hybrid Policies and Riders					
3. Current (Acceleration Only)		20,453	0	63	461
4. Total Inception-to-Date (Acceleration Only)		21,207	0	516	
5. Current (Extended Benefits Policies)		445,946	0	41	511
6. Total Inception-to-Date (Extended Benefits Policies)		2,688,291	91,607	532	
Rhode Island					
Stand-Alone LTC					
1. Current		146,277	(6,305)	211	17,883
2. Total Inception-to-Date		954,281	1,009,550	38,284	
LTC Hybrid Policies and Riders					
3. Current (Acceleration Only)		31,408	309	102	1,146
4. Total Inception-to-Date (Acceleration Only)		851,554	66,844	1,205	
5. Current (Extended Benefits Policies)		2,873,014	170,006	39	805
6. Total Inception-to-Date (Extended Benefits Policies)		17,046,173	781,005	1,047	

CAUTION: The information contained on this page is unaudited and not a complete analysis nor is it an expression of opinion on any insurer.
This page may contain inadvertent errors.

2022 Long-Term Care Insurance Experience Reporting - Form 5
by State and U.S. Territory Totals
Insurance Experience by Line of Business

Row Description	State	Earned Premium	Incurred Claims	Number of New Lives Insured	Number of Lives in Force Year End
South Carolina					
Stand-Alone LTC					
1. Current		1,768,450	1,674,008	758	83,335
2. Total Inception-to-Date		4,882,232	12,001,494	176,487	
LTC Hybrid Policies and Riders					
3. Current (Acceleration Only)		218,286	16,052	534	7,005
4. Total Inception-to-Date (Acceleration Only)		2,600,081	398,718	6,393	
5. Current (Extended Benefits Policies)		11,389,984	690,144	384	5,596
6. Total Inception-to-Date (Extended Benefits Policies)		74,511,044	5,776,753	11,370	
South Dakota					
Stand-Alone LTC					
1. Current		75,685	85,418	1,175	42,232
2. Total Inception-to-Date		1,533,085	1,242,003	92,944	
LTC Hybrid Policies and Riders					
3. Current (Acceleration Only)		9,790	35	177	1,110
4. Total Inception-to-Date (Acceleration Only)		1,418,036	25,185	1,664	
5. Current (Extended Benefits Policies)		2,035,559	171,446	61	763
6. Total Inception-to-Date (Extended Benefits Policies)		17,601,021	1,037,616	2,119	

CAUTION: The information contained on this page is unaudited and not a complete analysis nor is it an expression of opinion on any insurer. This page may contain inadvertent errors.

2022 Long-Term Care Insurance Experience Reporting - Form 5
by State and U.S. Territory Totals
Insurance Experience by Line of Business

Row Description	State	Earned Premium	Incurred Claims	Number of New Lives Insured	Number of Lives in Force Year End
Tennessee					
Stand-Alone LTC					
1. Current		650,640	263,051	1,823	127,692
2. Total Inception-to-Date		4,987,408	4,722,366	288,835	
LTC Hybrid Policies and Riders					
3. Current (Acceleration Only)		102,979	49,019	859	13,263
4. Total Inception-to-Date (Acceleration Only)		3,300,283	379,050	7,122	
5. Current (Extended Benefits Policies)		12,755,148	512,971	529	6,057
6. Total Inception-to-Date (Extended Benefits Policies)		84,930,838	6,190,029	10,562	
Texas					
Stand-Alone LTC					
1. Current		7,866,624	4,767,127	7,347	401,567
2. Total Inception-to-Date		20,472,281	30,416,443	878,665	
LTC Hybrid Policies and Riders					
3. Current (Acceleration Only)		711,136	188,152	4,923	40,517
4. Total Inception-to-Date (Acceleration Only)		77,528,067	4,879,853	44,374	
5. Current (Extended Benefits Policies)		49,076,228	2,404,480	996	15,730
6. Total Inception-to-Date (Extended Benefits Policies)		278,257,735	19,234,128	18,096	

CAUTION: The information contained on this page is unaudited and not a complete analysis nor is it an expression of opinion on any insurer.
This page may contain inadvertent errors.

2022 Long-Term Care Insurance Experience Reporting - Form 5
by State and U.S. Territory Totals
Insurance Experience by Line of Business

Row Description	State	Earned Premium	Incurred Claims	Number of New Lives Insured	Number of Lives in Force Year End
U.S. Virgin Islands					
Stand-Alone LTC					
1. Current		112	307	0	72
2. Total Inception-to-Date		3,732	1,860	203	
LTC Hybrid Policies and Riders					
3. Current (Acceleration Only)		0	0	0	0
4. Total Inception-to-Date (Acceleration Only)		0	0	0	
5. Current (Extended Benefits Policies)		29,349	0	2	11
6. Total Inception-to-Date (Extended Benefits Policies)		173,812	0	11	
Utah					
Stand-Alone LTC					
1. Current		192,095	(450)	262	30,066
2. Total Inception-to-Date		1,159,375	1,426,792	64,664	
LTC Hybrid Policies and Riders					
3. Current (Acceleration Only)		56,535	19	276	1,995
4. Total Inception-to-Date (Acceleration Only)		2,471,543	318,853	3,356	
5. Current (Extended Benefits Policies)		2,258,009	81,682	66	791
6. Total Inception-to-Date (Extended Benefits Policies)		17,891,129	2,487,168	1,031	

CAUTION: The information contained on this page is unaudited and not a complete analysis nor is it an expression of opinion on any insurer.
This page may contain inadvertent errors.

2022 Long-Term Care Insurance Experience Reporting - Form 5
by State and U.S. Territory Totals
Insurance Experience by Line of Business

Row Description	State	Earned Premium	Incurred Claims	Number of New Lives Insured	Number of Lives in Force Year End
Vermont					
Stand-Alone LTC					
1. Current		59,336	237,183	263	14,372
2. Total Inception-to-Date		625,375	1,180,465	31,704	
LTC Hybrid Policies and Riders					
3. Current (Acceleration Only)		13,124	26	52	642
4. Total Inception-to-Date (Acceleration Only)		1,556,291	26,065	620	
5. Current (Extended Benefits Policies)		2,538,433	34,898	29	708
6. Total Inception-to-Date (Extended Benefits Policies)		18,660,877	580,483	855	
Virginia					
Stand-Alone LTC					
1. Current		7,357,988	5,871,682	1,742	221,600
2. Total Inception-to-Date		15,235,682	24,259,372	436,551	
LTC Hybrid Policies and Riders					
3. Current (Acceleration Only)		463,878	79,910	1,906	16,120
4. Total Inception-to-Date (Acceleration Only)		10,203,386	1,076,188	19,259	
5. Current (Extended Benefits Policies)		28,812,554	732,765	1,301	10,716
6. Total Inception-to-Date (Extended Benefits Policies)		187,896,116	10,202,887	16,784	

CAUTION: The information contained on this page is unaudited and not a complete analysis nor is it an expression of opinion on any insurer.
This page may contain inadvertent errors.

2022 Long-Term Care Insurance Experience Reporting - Form 5
by State and U.S. Territory Totals
Insurance Experience by Line of Business

Row Description	State	Earned Premium	Incurred Claims	Number of New Lives Insured	Number of Lives in Force Year End
Washington					
Stand-Alone LTC					
1. Current		762,176	733,170	14,881	264,330
2. Total Inception-to-Date		6,924,900	7,751,512	553,117	
LTC Hybrid Policies and Riders					
3. Current (Acceleration Only)		1,915,549	173,436	1,805	22,975
4. Total Inception-to-Date (Acceleration Only)		11,323,469	994,460	27,488	
5. Current (Extended Benefits Policies)		34,869,489	670,698	458	10,115
6. Total Inception-to-Date (Extended Benefits Policies)		168,069,560	8,546,328	16,307	
West Virginia					
Stand-Alone LTC					
1. Current		59,354	36,407	105	15,580
2. Total Inception-to-Date		749,059	417,218	53,836	
LTC Hybrid Policies and Riders					
3. Current (Acceleration Only)		9,563	6	148	978
4. Total Inception-to-Date (Acceleration Only)		1,403,022	6,733	1,360	
5. Current (Extended Benefits Policies)		1,443,701	128,430	138	1,003
6. Total Inception-to-Date (Extended Benefits Policies)		15,440,899	587,850	2,114	

CAUTION: The information contained on this page is unaudited and not a complete analysis nor is it an expression of opinion on any insurer.
This page may contain inadvertent errors.

2022 Long-Term Care Insurance Experience Reporting - Form 5
by State and U.S. Territory Totals
Insurance Experience by Line of Business

Row Description	State	Earned Premium	Incurred Claims	Number of New Lives Insured	Number of Lives in Force Year End
Wisconsin					
Stand-Alone LTC					
1. Current		731,252	1,464,671	1,880	137,349
2. Total Inception-to-Date		5,875,433	7,922,840	259,514	
LTC Hybrid Policies and Riders					
3. Current (Acceleration Only)		243,496	288,826	1,499	12,493
4. Total Inception-to-Date (Acceleration Only)		5,443,662	1,765,247	13,048	
5. Current (Extended Benefits Policies)		10,989,894	747,574	246	5,024
6. Total Inception-to-Date (Extended Benefits Policies)		77,502,436	7,210,715	7,976	
Wyoming					
Stand-Alone LTC					
1. Current		54,852	17,970	103	9,790
2. Total Inception-to-Date		477,479	244,024	21,774	
LTC Hybrid Policies and Riders					
3. Current (Acceleration Only)		11,136	18,654	97	534
4. Total Inception-to-Date (Acceleration Only)		1,725,682	235,190	635	
5. Current (Extended Benefits Policies)		2,119,541	83,483	43	539
6. Total Inception-to-Date (Extended Benefits Policies)		13,843,631	840,723	828	

CAUTION: The information contained on this page is unaudited and not a complete analysis nor is it an expression of opinion on any insurer. This page may contain inadvertent errors.

INDEX

2022 LONG-TERM CARE INSURANCE EXPERIENCE REPORTS

Index of companies

Company Code	Group Code	Company Name	Group Name	State of Domicile	Business Type	Form 1	Form 2	Form 3	Form 4	Form 5
71471		Ability Ins Co		NE	L	X	X	X		
60054	1	Aetna Life Ins Co	CVS GRP	CT	L	X		X	X	
35963	1289	AF&L Ins Co	AMERICAN FIDELITY & LIBERTY INC GRP	PA	P	X	X	X		
90611	761	Allianz Life Ins Co Of N Amer	ALLIANZ INS GRP	MN	L	X	X	X	X	
64190	761	Allianz Life Ins Co Of NY	ALLIANZ INS GRP	NY	L	X	X	X	X	
10386	473	American Family Ins Co	AMERICAN FAMILY INS GRP	WI	P	X	X	X		
60380	370	American Family Life Assur Co of Col	AFLAC Grp	NE	L	X	X	X		
60526	370	American Family Life Assur Co of NY	AFLAC Grp	NY	L	X	X	X		
19275	473	American Family Mut Ins Co SI	AMERICAN FAMILY INS GRP	WI	P	X	X	X		
60410	330	American Fidelity Assur Co	AMERICAN FIDELITY CORP GRP	OK	L	X	X	X	X	
60488	12	American Gen Life Ins Co	AMERICAN INTL GRP	TX	L	X	X	X		
60534	8	American Heritage Life Ins Co	ALLSTATE INS GRP	FL	L	X	X	X		
60518	5021	American Hlth & Life Ins Co	OneMain Holdings Inc Grp	TX	L	X	X	X	X	
60243	810	American Independent Ntwrk Ins Co NY	PENN TREATY AMER GRP	NY	L	X	X	X		
80624	1295	American Progressive L&H Ins Of NY	CENTENE CORP GRP	NY	L	X	X	X	X	
60836	3527	American Republic Ins Co	Wellabe Mut Holding Co Grp	IA	L	X	X	X	X	
60895	619	American United Life Ins Co	OneAmerica Fin Partners Grp	IN	L	X		X	X	
61999	449	Americo Fin Life & Ann Ins Co	FINANCIAL HOLDINGS GRP	TX	L	X	X			
60250	4719	AmFirst Ins Co	AmFirst Holdings Grp	OK	X	X	X	X		
62825	671	Anthem Blue Cross Life & Hlth Ins Co	Elevance Hlth Inc Grp	CA	X	X	X	X		
71835	671	Anthem Hlth Plans of VA Inc	Elevance Hlth Inc Grp	VA	X	X	X	X		
28207	671	Anthem Ins Co Inc	Elevance Hlth Inc Grp	IN	X	X	X	X		
71439	4862	Assurity Life Ins Co	Assurity Grp	NE	L	X	X	X		
63932	4734	Athene Life Ins Co of NY	Apollo Global Mgmt Grp	NY	L	X	X	X		
61190	280	Auto Owners Life Ins Co	AUTO OWNERS GRP	MI	L	X	X	X		
61212		Baltimore Life Ins Co		MD	L	X	X	X		
68560	233	Bankers Conseco Life Ins Co	CNO Financial Grp	NY	L	X	X	X		

CAUTION: The information contained on this page is unaudited and not a complete analysis nor is it an expression of opinion on any insurer. This page may contain inadvertent errors.

2022 LONG-TERM CARE INSURANCE EXPERIENCE REPORTS

Index of companies

Company Code	Group Code	Company Name	Group Name	State of Domicile	Business Type	Form 1	Form 2	Form 3	Form 4	Form 5
61239	587	Bankers Fidelity Life Ins Co	ATLANTIC AMER GRP	GA	L	X				
61263	233	Bankers Life & Cas Co	CNO Financial Grp	IL	L	X	X	X	X	X
55433	570	BCBS of AL	BCBS OF AL GRP	AL	X	X	X	X	X	
98167	536	BCBS Of FL	Guidewell Mut Holding Grp	FL	X	X	X	X	X	
47171	537	BCBS of KC	BCBS OF KC GRP	MO	X	X	X	X		
70729	430	BCBS Of KS Inc	BCBS of KS GRP	KS	L	X	X	X	X	
54631	758	BCBS of NC Inc	BCBS OF NC Grp	NC	X	X	X	X	X	
55891		BCBS of ND		ND	X	X	X	X	X	
77780	4858	BCBS Of NE	BCBS of NE Grp	NE	X	X	X	X	X	
38520	661	BCBS Of SC Inc	BCBS of SC Grp	SC	X	X	X	X		
54003	671	BCBS of WI	Elevance Hlth Inc Grp	WI	X	X	X	X		
55026	461	BCBSM Inc	BCBS OF MN GRP	MN	X	X	X	X	X	
38245	23	BCS Ins Co	BCS INS GRP	OH	P	X		X	X	
71714	429	Berkshire Life Ins Co of Amer	GUARDIAN LIFE GRP	MA	L	X	X	X		X
87726	4932	Brighthouse Life Ins Co	Brighthouse Holdings Grp	DE	L	X	X	X	X	X
47058	380	Carefirst of MD Inc	CAREFIRST INC GRP	MD	X	X	X	X	X	
57487		Catholic Order Of Foresters		IL	L	X	X	X		
61751	690	Central States H & L Co Of Omaha	CENTRAL STATES GRP	NE	L	X	X	X		
61859	574	Christian Fidelity Life Ins Co	AMERCO CORP GRP	TX	L	X	X	X		
62626	306	CMFG Life Ins Co	TruStage GRP	IA	L	X	X	X		
62049	565	Colonial Life & Accident Ins Co	UNUM GRP	SC	L	X	X	X		
62065	233	Colonial Penn Life Ins Co	CNO Financial Grp	PA	L	X	X	X		
62146	626	Combined Ins Co Of Amer	Chubb Ltd Grp	IL	L	X	X	X		
78697	626	Combined Life Ins Co Of NY	Chubb Ltd Grp	NY	L	X	X	X		
62308	901	Connecticut Gen Life Ins Co	CIGNA HLTH GRP	CT	L	X		X	X	
20443	218	Continental Cas Co	CNA INS GRP	IL	P	X	X	X	X	
71404		Continental Gen Ins Co		TX	L	X	X	X	X	

CAUTION: The information contained on this page is unaudited and not a complete analysis nor is it an expression of opinion on any insurer.
This page may contain inadvertent errors.

2022 LONG-TERM CARE INSURANCE EXPERIENCE REPORTS

Index of companies

Company Code	Group Code	Company Name	Group Name	State of Domicile	Business Type	Form 1	Form 2	Form 3	Form 4	Form 5
68500	1	Continental Life Ins Co Brentwood	CVS GRP	TN	L	X	X	X		
11860	4902	Copic Ins Co	COPIC Grp	CO	P	X	X	X	X	
62553	50	Country Life Ins Co	Country Ins & Fin Serv Grp	IL	L	X	X	X		
71129	917	Dearborn Life Ins Co	HCSC GRP	IL	L	X	X	X	X	
62944	4965	Equitable Financial Life Ins Co	Equitable Holdings Inc Grp	NY	L	X				
60186	5014	Everlake Life Ins Co	Everlake Holdings Grp	IL	L	X	X	X	X	
63177	212	Farmers New World Life Ins Co	ZURICH INS GRP	WA	L	X	X	X		
67652	20	First Penn Pacific Life Ins Co	LINCOLN NATL GRP	IN	L	X	X	X		X
64297	565	First Unum Life Ins Co	UNUM GRP	NY	L	X	X	X		
38962	31	Genesis Ins Co	BERKSHIRE HATHAWAY GRP	DE	P	X	X	X	X	
65536	4011	Genworth Life & Ann Ins Co	Genworth Fin Grp	VA	L	X	X	X		
70025	4011	Genworth Life Ins Co	Genworth Fin Grp	DE	L	X	X	X	X	X
72990	4011	Genworth Life Ins Co of NY	Genworth Fin Grp	NY	L	X	X	X	X	X
70939	836	Gerber Life Ins Co	WEST SOUTHERN GRP	NY	L	X	X	X		
74101	290	Globe Life Ins Co of NY	Globe Life Inc Grp	NY	L	X	X	X		
62286	707	Golden Rule Ins Co	UNITEDHEALTH GRP	IN	X	X	X	X		
53007	380	Group Hospitalization & Med Srvc	CAREFIRST INC GRP	DC	X	X	X	X	X	
64211	687	Guarantee Trust Life Ins Co	GUARANTEE TRUST GRP	IL	L	X	X	X		
64238	4925	Guaranty Income Life Ins Co	Kuvare Grp	IA	L					X
70670	917	Health Care Serv Corp A Mut Legal Re	HCSC GRP	IL	X	X	X	X	X	
78972	671	Healthy Alliance Life Ins Co	Elevance Hlth Inc Grp	MO	X	X	X	X		
53287	812	Highmark BCBSD Inc	HIGHMARK GRP	DE	X	X	X	X		
35599	812	Highmark Cas Ins Co	HIGHMARK GRP	PA	P	X	X	X		
54771	812	Highmark Inc	HIGHMARK GRP	PA	X	X	X	X	X	
93440	812	HM Life Ins Co	HIGHMARK GRP	PA	L	X		X	X	
54704	936	Independence Hospital Ind Plan Inc	Independence Hlth Grp Inc Grp	PA	X	X	X	X		
65056	918	Jackson Natl Life Ins Co	JACKSON NATL GRP	MI	L	X	X	X		

CAUTION: The information contained on this page is unaudited and not a complete analysis nor is it an expression of opinion on any insurer. This page may contain inadvertent errors.

2022 LONG-TERM CARE INSURANCE EXPERIENCE REPORTS

Index of companies

Company Code	Group Code	Company Name	Group Name	State of Domicile	Business Type	Form 1	Form 2	Form 3	Form 4	Form 5
65080	5026	John Alden Life Ins Co	21st Century Life & Health Co Grp	AZ	L	X	X	X		
93610	904	John Hancock Life & Hlth Ins Co	JOHN HANCOCK GRP	MA	L	X	X	X	X	
65838	904	John Hancock Life Ins Co USA	JOHN HANCOCK GRP	MI	L	X	X	X	X	X
95672	601	Kaiser Foundation Hlth Plan of WA	KAISER FOUNDATION GRP	WA	X	X	X	X		
58033		Knights Of Columbus		CT	L	X	X	X		
65242	836	Lafayette Life Ins Co	WEST SOUTHERN GRP	OH	L	X	X	X		
65498	826	Life Ins Co Of N Amer	NEW YORK LIFE GRP	PA	L	X		X		
77720	572	LifeSecure Ins Co	BCBS OF MI GRP	MI	L	X	X	X	X	
65595	4925	Lincoln Benefit Life Co	Kuvare Grp	NE	L	X	X	X		
62057	20	Lincoln Life & Ann Co of NY	LINCOLN NATL GRP	NY	L					X
65676	20	Lincoln Natl Life Ins Co	LINCOLN NATL GRP	IN	L	X	X	X	X	X
81200	438	Louisiana Hlth Serv & Ind Co	LOUISIANA HLTH SERV GRP	LA	X	X	X	X		
65722	901	Loyal Amer Life Ins Co	CIGNA HLTH GRP	OH	L	X	X	X		
65781	300	Madison Natl Life Ins Co Inc	HORACE MANN GRP	WI	L	X	X	X		
67083	435	Manhattan Natl Life Ins Co	MASS MUT LIFE INS GRP	OH	L	X	X	X		
61883	1117	ManhattanLife Ins & Ann Co	Manhattan Life Grp	TX	L	X	X	X		
65935	435	Massachusetts Mut Life Ins Co	MASS MUT LIFE INS GRP	MA	L	X	X	X		X
63312	435	MassMutual Ascend Life Ins Co	MASS MUT LIFE INS GRP	OH	L	X	X	X	X	
69515	1186	Medamerica Ins Co	Lifetime HlthCare Grp	PA	L	X	X	X	X	
12967	1186	MedAmerica Ins Co of FL	Lifetime HlthCare Grp	FL	L	X	X	X	X	
83437	1186	MedAmerica Ins Co of NY	Lifetime HlthCare Grp	NY	L	X	X	X	X	
31119	3527	Medico Ins Co	Wellabe Mut Holding Co Grp	IA	L	X	X	X		
65978	241	Metropolitan Life Ins Co	METROPOLITAN GRP	NY	L	X	X	X	X	
66087	707	Mid West Natl Life Ins Co Of TN	UNITEDHEALTH GRP	TX	L	X	X	X		
66168	869	Minnesota Life Ins Co	MINNESOTA MUT GRP	MN	L	X	X	X	X	
66370	458	Mony Life Ins Co	Dai-ichi Life Holdings Inc Grp	NY	L	X			X	
71412	261	Mutual Of Omaha Ins Co	MUTUAL OF OMAHA GRP	NE	L	X	X	X	X	

CAUTION: The information contained on this page is unaudited and not a complete analysis nor is it an expression of opinion on any insurer.
This page may contain inadvertent errors.

2022 LONG-TERM CARE INSURANCE EXPERIENCE REPORTS

Index of companies

Company Code	Group Code	Company Name	Group Name	State of Domicile	Business Type	Form 1	Form 2	Form 3	Form 4	Form 5
93734	4736	Nassau Life & Ann Co	GGC Grp	CT	L	X	X	X		
68284	4736	Nassau Life Ins Co of KS	GGC Grp	KS	L	X	X	X		
66583	1211	National Guardian Life Ins Co	NATIONAL GUARDIAN LIFE INS GRP	WI	L	X	X			
66680	634	National Life Ins Co	National Life GRP	VT	L					X
78743	520	New Era Life Ins Co	NEW ERA LIFE GRP	TX	L	X	X		X	
91596	826	New York Life Ins & Ann Corp	NEW YORK LIFE GRP	DE	L					X
66915	826	New York Life Ins Co	NEW YORK LIFE GRP	NY	L	X	X	X	X	
69000	860	Northwestern Long Term Care Ins Co	NORTHWESTERN MUT GRP	WI	L	X	X	X		
67091	860	Northwestern Mut Life Ins Co	NORTHWESTERN MUT GRP	WI	L	X				X
68446	4988	Oceanview Life & Annuity Co	Bayview Asset Management Grp	AL	L	X		X		
67199	588	Old Amer Ins Co	KANSAS CITY LIFE INS GRP	MO	L	X	X	X		
56383		Order of United Commercial Travelers		OH	L	X	X	X		
32069	1309	Patriot Ins Co	FRANKENMUTH GRP	ME	P	X	X	X		
67628	153	Pekin Life Ins Co	PEKIN INS GRP	IL	L	X	X	X		
67784	520	Philadelphia Amer Life Ins Co	NEW ERA LIFE GRP	TX	L	X	X		X	
80578	367	Physicians Mut Ins Co	PHYSICIANS MUT GRP	NE	L	X	X	X		
47570	962	Prmera Blue Cross	PREMERA BLUE CROSS GRP	WA	X	X	X	X	X	
65919	4750	Primerica Life Ins Co	Primerica Grp	TN	L	X	X	X		
61271	332	Principal Life Ins Co	PRINCIPAL FIN GRP	IA	L	X	X	X	X	
68195	565	Provident Life & Accident Ins Co	UNUM GRP	TN	L	X	X	X		X
68209	565	Provident Life & Cas Ins Co	UNUM GRP	TN	L	X		X		
68241	304	Prudential Ins Co Of Amer	PRUDENTIAL OF AMER GRP	NJ	L	X	X	X	X	
54933	1207	Regence BCBS of OR	Cambia Health Solutions Inc	OR	X	X	X	X		
54550	1207	Regence BCBS of UT	Cambia Health Solutions Inc	UT	X	X	X	X	X	
60131	1207	Regence Blueshield Of ID Inc	Cambia Health Solutions Inc	ID	X	X	X	X		
67105	4832	Reliastar Life Ins Co	Voya Financial Grp	MN	L	X	X	X	X	
68462	730	Reserve Natl Ins Co	MEDICAL MUT OF OH GRP	IL	L	X	X	X		

CAUTION: The information contained on this page is unaudited and not a complete analysis nor is it an expression of opinion on any insurer.
This page may contain inadvertent errors.

2022 LONG-TERM CARE INSURANCE EXPERIENCE REPORTS

Index of companies

Company Code	Group Code	Company Name	Group Name	State of Domicile	Business Type	Form 1	Form 2	Form 3	Form 4	Form 5
89004	4639	RGA Life & Ann Ins Co	RGA Inc Grp	MO	L	X		X		
93572	4639	RGA Reins Co	RGA Inc Grp	MO	L	X		X		
65005	4	RiverSource Life Ins Co	Ameriprise Fin Grp	MN	L	X	X	X	X	X
80594	4	Riversource Life Ins Co Of NY	Ameriprise Fin Grp	NY	L	X	X	X		
60445		Sagicor Life Ins Co		TX	L	X	X	X	X	
64688	749	SCOR Global Life Amer Reins Co	SCOR GRP	DE	L	X				
24988	169	Sentry Ins Co	SENTRY INS GRP	WI	P	X		X	X	
68810	169	Sentry Life Ins Co	SENTRY INS GRP	WI	L	X		X	X	
62952	4888	SILAC Ins Co	Sterling Financial Ins Grp Inc	UT	L	X	X	X		
68896		Southern Farm Bureau Life Ins Co		MS	L	X	X	X		
86355	408	Standard Life & Accident Ins Co	Brookfield Asset Mgmt Reins Partners Ltd Grp	TX	L	X	X	X	X	
25178	176	State Farm Mut Auto Ins Co	STATE FARM GRP	IL	P	X	X	X		
69116	619	State Life Ins Co	OneAmerica Fin Partners Grp	IN	L	X	X	X		
69132		State Mut Ins Co		GA	L	X	X	X		X
77399	901	Sterling Life Ins Co	CIGNA HLTH GRP	IL	L	X	X	X		
88072	4926	Talcott Resolution Life Ins Co	Talcott Holdings Grp	CT	L	X	X	X	X	
69345	1216	Teachers Ins & Ann Assoc Of Amer	TIAA FAMILY GRP	NY	L	X	X	X	X	
76236	244	The Cincinnati Life Ins Co	CINCINNATI FIN GRP	OH	L	X	X	X		
56014		Thrivent Financial For Lutherans		WI	L	X	X	X		X
60142	1216	TIAA Cref Life Ins Co	TIAA FAMILY GRP	NY	L	X	X	X		
70688	468	Transamerica Financial Life Ins Co	Aegon US Holding Grp	NY	L	X	X	X		
86231	468	Transamerica Life Ins Co	Aegon US Holding Grp	IA	L	X	X	X	X	
61425	276	Trustmark Ins Co	Trustmark Mut Holding Co GRP	IL	L	X	X	X	X	
80314	671	Unicare Life & Hlth Ins Co	Elevance Hlth Inc Grp	IN	L	X	X	X		
69744	781	Union Labor Life Ins Co	UNION LABOR GRP	MD	L	X	X	X		
70408	306	Union Security Ins Co	TruStage GRP	KS	L	X	X	X		
81477	19	Union Security Life Ins Co of NY	Assurant Inc Grp	NY	L	X	X	X		

CAUTION: The information contained on this page is unaudited and not a complete analysis nor is it an expression of opinion on any insurer. This page may contain inadvertent errors.

2022 LONG-TERM CARE INSURANCE EXPERIENCE REPORTS

Index of companies

Company Code	Group Code	Company Name	Group Name	State of Domicile	Business Type	Form 1	Form 2	Form 3	Form 4	Form 5
92916	290	United Amer Ins Co	Globe Life Inc Grp	NE	L	X	X	X		
69930	215	United Ins Co Of Amer	Kemper Corp Grp	IL	L	X				
92703	687	United Natl Life Ins Co Of Amer	GUARANTEE TRUST GRP	IL	L	X	X	X		
69868	261	United Of Omaha Life Ins Co	MUTUAL OF OMAHA GRP	NE	L	X	X	X		X
42129		United Security Assur Co Of PA		PA	L	X	X	X	X	
70106	12	United States Life Ins Co in the Cit	AMERICAN INTL GRP	NY	L	X	X	X		
79413	707	UnitedHealthcare Ins Co	UNITEDHEALTH GRP	CT	L	X	X	X	X	
62235	565	Unum Life Ins Co Of Amer	UNUM GRP	ME	L	X	X	X		
80802	549	US Br Sun Life Assur Co of Canada	Sun Life Financial Inc Grp	MI	L	X				
81531	570	UTIC Ins Co	BCBS OF AL GRP	AL	L	X				
86509	4832	Voya Retirement Ins & Ann Co	Voya Financial Grp	CT	L	X	X	X		
70319	233	Washington Natl Ins Co	CNO Financial Grp	IN	L	X	X	X	X	
72273	4939	Wea Ins Corp	WEA Grp	WI	L	X	X	X	X	
70335	458	West Coast Life Ins Co	Dai-ichi Life Holdings Inc Grp	NE	L	X	X			
30155	4985	Wilmington Ins Co	Gearson Partners Holdings Grp	DE	P			X		
66133	4213	Wilton Reassur Co	Wilton Re Grp	MN	L	X				
57320		Woodmen World Life Ins Soc		NE	L	X	X	X		

CAUTION: The information contained on this page is unaudited and not a complete analysis nor is it an expression of opinion on any insurer. This page may contain inadvertent errors.